DIVA displays better.

SUBJECT: **EMI Test for CDL2013A-1A1**

Customer Name:	JKC	Model Name:	CDL2013A-1A1
Sample Phase:	PP	New Parts Approval	☑ Yes ☐ No
PM Approve	Amber	EE Approve	Kent
ME Approve	Ferris	Tech. Reviewer:	Rongchi
Measurement Condition			
Test Laboratory	AUDIX	Test site	966 Chamber
Test Rule	CE	Frequency Range	30~1000 MHz
Test Mode	DVI mode	Test Result	☑ PASS ☐ Fail
Resolution:	1600*1200, 60Hz	Pattern:	"H" Patten
Test PC	DIVA_ PC, NVIDIA1060TI	Test peripheral	N/A
Key Component list:			
Main Board:	2AAD558R138	PCB layers	2
Scalar :	RTD2281	Panel No.	INNOLUX R213UCE-L01 C4
Power Board:	DIVA, 5012G	Cable	DVI 3m
Firmware ver.:	CDL2013A-1A1_230606R0V01	Firmware (SSC):	N/A

Test Summary

Original_ INNOLUX R213UCE-L01 C2 EMI Class B → PASS

Panel EC_ INNOLUX R213UCE-L01 C4 EMI Class B → PASS

Issuer: Eric	Date: 2023/07/18

DIVA displays better.

2. Test Setup：





3. Test Data：

Original_INNOLUX R213UCE-L01 C2

AUDIX Technology Corp. EMC Department
Tel: +886 2 2609 2133 Fax: +886 2 2609 9303
Email: emc@audixtech.com
Website : www.audixtech.com

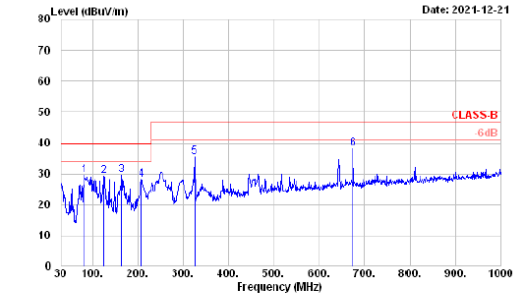

Site No. : No.3 3m Semi Anechoic Chamber
Instrument 1 : Spectrum N9010A(368)|Receiver ESCI(923)
Instrument 2 : CBL6112D (820)|RE-16|8447D (669)
Distance/Limit : 3m / CLASS-B
Environment : 23°C / 55%
EUT Model : CDL2013A-1A1
Test Mode : 1600*1200 / 60Hz , DVI
Ant. Pol. : VERTICAL
Engineer : Yenliang kuo
Test Rating : 110Vac / 60Hz

	Freq. (MHz)	Ant. Factor (dB/m)	Cable Loss (dB)	Reading (dBµV)	Emission Level (dBµV/m)	Limits (dBµV/m)	Margin (dB)	Remark
1	83.350	13.21	0.77	43.69	29.45	40.00	10.55	Peak
2	125.060	17.58	0.96	38.72	29.24	40.00	10.76	Peak
3	164.830	15.40	1.12	40.87	29.55	40.00	10.45	Peak
4	208.480	15.49	1.28	38.98	28.01	40.00	11.99	Peak
5	324.880	19.50	1.65	42.06	35.50	47.00	11.50	Peak
6	675.050	24.46	2.55	39.84	37.95	47.00	9.05	Peak

Remarks: 1. Emission Level= Antenna Factor + Cable Loss + Reading.
2. The emissions not reported are 20 dB lower than the specified limit.

AUDIX Technology Corp. EMC Department
Tel: +886 2 2609 2133 Fax: +886 2 2609 9303
Email: emc@audixtech.com
Website : www.audixtech.com

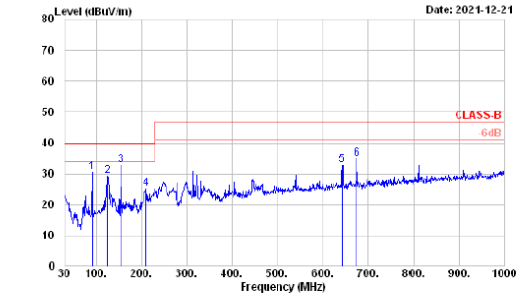

Site No. : No.3 3m Semi Anechoic Chamber
Instrument 1 : Spectrum N9010A(368)|Receiver ESCI(923)
Instrument 2 : CBL6112D (820)|RE-16|8447D (669)
Distance/Limit : 3m / CLASS-B
Environment : 23°C / 55%
EUT Model : CDL2013A-1A1
Test Mode : 1600*1200 / 60Hz , DVI
Ant. Pol. : HORIZONTAL
Engineer : Yenliang kuo
Test Rating : 110Vac / 60Hz

	Freq. (MHz)	Ant. Factor (dB/m)	Cable Loss (dB)	Reading (dBµV)	Emission Level (dBµV/m)	Limits (dBµV/m)	Margin (dB)	Remark
1	92.080	14.91	0.81	42.91	30.44	40.00	9.56	Peak
2	125.060	17.58	0.96	38.77	29.29	40.00	10.71	Peak
3	155.130	15.89	1.08	43.67	32.76	40.00	7.24	Peak
4	210.420	15.64	1.29	35.95	25.19	40.00	14.81	Peak
5	642.670	24.28	2.47	35.13	32.96	47.00	14.04	Peak
6	675.050	24.46	2.55	36.74	34.85	47.00	12.15	Peak

Remarks: 1. Emission Level= Antenna Factor + Cable Loss + Reading.
2. The emissions not reported are 20 dB lower than the specified limit.

Panel EC_INNOLUX R213UCE-L01 C4

AUDIX Technology Corp. EMC Department
Tel: +886 2 2609 2133 Fax: +886 2 2609 9303
Email: emc@audixtech.com
Website : www.audixtech.com

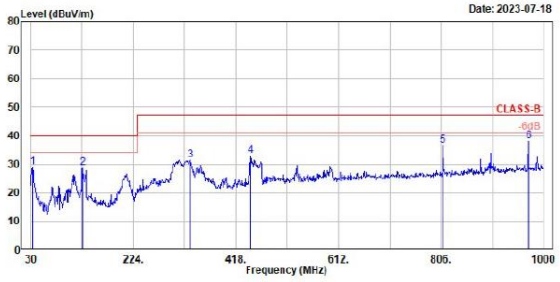

Site No. : No.3 3m Semi Anechoic Chamber
Instrument 1 : Spectrum N9010A(368)|Receiver ESR(114)
Instrument 2 : CBL6112D (820)|RE-16|8447D (669)
Distance/Limit : 3m /CLASS-B
Environment : 24°C/58%
EUT Model : CDL2013A-1A1
Test Mode : 1600*1200/60Hz DVI
Ant. Pol. : Vertical
Test Rating : 110Vac/60Hz
Engineer : Ken Yang

	Freq. (MHz)	Ant. Factor (dB/m)	Cable Loss (dB)	Reading (dBµV)	Emission Level (dBµV/m)	Limits (dBµV/m)	Margin (dB)	Remark
1	32.910	22.00	0.47	6.45	28.92	40.00	11.08	Peak
2	127.970	17.50	0.97	10.12	28.59	40.00	11.41	Peak
3	331.670	19.77	1.67	9.97	31.41	47.00	15.59	Peak
4	446.130	22.26	1.99	8.77	33.02	47.00	13.98	Peak
5	809.880	25.43	2.84	8.32	36.59	47.00	10.41	Peak
6	971.870	26.62	3.22	8.28	38.12	47.00	8.88	Peak

Remarks: 1. Emission Level(dBµV/m)= Antenna Factor(dB/m) + Cable Loss(dB) + Reading(dBµV).

AUDIX Technology Corp. EMC Department
Tel: +886 2 2609 2133 Fax: +886 2 2609 9303
Email: emc@audixtech.com
Website : www.audixtech.com

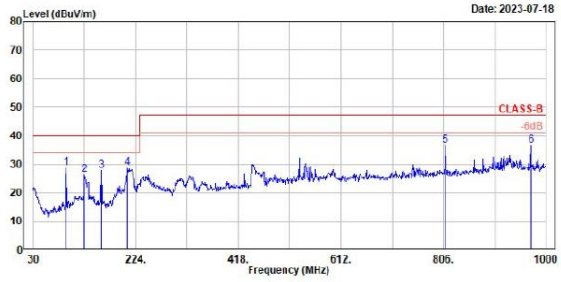

Site No. : No.3 3m Semi Anechoic Chamber
Instrument 1 : Spectrum N9010A(368)|Receiver ESR(114)
Instrument 2 : CBL6112D (820)|RE-16|8447D (669)
Distance/Limit : 3m /CLASS-B
Environment : 24°C/58%
EUT Model : CDL2013A-1A1
Test Mode : 1600*1200/60Hz DVI
Ant. Pol. : Horizontal
Test Rating : 110Vac/60Hz
Engineer : Ken Yang

	Freq. (MHz)	Ant. Factor (dB/m)	Cable Loss (dB)	Reading (dBµV)	Emission Level (dBµV/m)	Limits (dBµV/m)	Margin (dB)	Remark
1	92.080	14.98	0.81	12.90	28.69	40.00	11.31	Peak
2	127.000	17.56	0.97	7.72	26.25	40.00	13.75	Peak
3	159.010	15.69	1.10	10.96	27.75	40.00	12.25	Peak
4	208.480	15.62	1.28	11.86	28.76	40.00	11.24	Peak
5	809.880	25.43	2.84	8.29	36.56	47.00	10.44	Peak
6	971.870	26.62	3.22	6.61	36.45	47.00	10.55	Peak

Remarks: 1. Emission Level(dBµV/m)= Antenna Factor(dB/m) + Cable Loss(dB) + Reading(dBµV).

END