



設計驗證
工程課
2023.08.28
發行

樣 品 承 認 書

日期 : 2023 年 08 月 28 日

客 戶 名 稱: 鈺 緯 科 技 開 發 股 份 有 限 公 司

機 種 品 名: 3PDLKAD0310　SENSOR CONNECTOR BD

規　　格: 33×18mm(單片)　115×126mm (21 連片)

材　　質: 南亞　FR4×1.0t 1/1oz (化金 1u") CYS25551-2

認 定 日 期:

3PDLKAD0310(P0323)

客戶認定簽章:

設計驗證
工程課
2023. 08. 28
發行
鈺緯科技開發股份有限公司

千友企業有限公司 TEL:22051091 FAX:22028968 新莊區建國二路85-10號

歐先鶯

千友企業有限公司
(CHIAN YOU CO., LTD)
台北縣新莊市建國二路 85 之 10 號
E-mail: chianyou@chainyao.hinet.net
TEL:008862-22051091　FAX:008862-22028968

冠亨發展有限公司
(GROW FAST DEVELOPMENT LIMITED)
香港銅鑼灣希慎道八號裕景商業中心一二 O 三室
TEL:00852-25177833　FAX:00852-28487788

冠亨電子廠 (GROW FAST FTY)
中國東莞市常土塘管理區
E-mail: Effer@growfstpcb.com
TEL:(86-769)83391842　FAX:(86-769)83395142

千友(惠洲)電子有限公司
CHIAN YOU (HUIZHOU)ELECTRONICS CO.,LTD
惠洲市博羅縣石灣鎮源溪路北
E-mail:James@chainyou.com
TEL:(86-752)6617996　FAX:(86-752)6619932

CONFIRMATION LIST MATERIAL

1.PART NAME(品名) :PRINTED CIRCUIT BOARD

2.MODEL NO (機種) : SENSOR CONNECTOR BD

3.PART NO (材料編號:) : 3PDLKAD0310 (P0323)

4.SUPPLIER (製造廠商) : CHIAN YOU. CO. ,LTD(千友企業有限公司)

5.DATE (日期) : 2023/08/28 (CYS25551-2)

NO	DESCRIPTION	MATERIAL	GRADE	CATALOG	MANUFACTURER
1	P.C.BOARD 印刷電路板	NP-140TL	94V-0	E98983 ETR23703 796 2023/7/24	NAN YA PLASTICS CORP CO.,LTD (南亞塑膠工業股份 有限公司)
2	PRINTING OF PLATING (線路印刷)	PR3003/ ER1006	X	X	ENTHONE
3	PRINTING OF SOLDER MASK (防焊印刷) (綠色油墨)	PSR-2000BF/ CA-25BF (PSR-2000LF 07G/ CA-25CE70)		E69262 ETR2290 4587 2022/10/7	TAIYO INK MFG CO LTD. (台灣太陽油墨股份 有限公司)
4	LEGEND INK (文字印刷) (白色油墨)	ZSR-150(W)	X	E112960 ETR22A013 47M01 2022/10/17	CHUNG-YU INDUSTRY CORP. (川裕工業股份 有限公司)
5	903-0000-020	金氰化鉀	X	WTH23H0 2012725 R1X2C 2023/02/17	HON HAI PRECISION IND. CO.,LTD (鴻海精密工業) 股份有限公司)

REMARK :

SIGANTURE :

(簽 章)

千友企業有限公司
TEL:22051091
FAX:22028968
新莊區建國二路85-10號

千友企業有限公司

PCB 出貨檢驗紀錄表

客戶	鈺緯科技開發股份有限公司	送承日期	2023/08/28	電腦代號	CYS25551-2
料號	3PDLKAD0310 (P0323)	判定基準	MIL-STD-105E		
機種	SENSOR CONNECTOR BD	出貨數量	1組		
層面	雙面板	抽驗數	1組	不良率	0 %
材質	FR4x1.0t 1/1oz	檢驗結果	放行	OK	收回

內項容目	A	線路	B	防焊 (綠色油墨)	C	正、背文 (白色油墨)	D	化金 (1u")	E	V-CUT 0.30±0.10mm
		OK		OK		OK		OK		OK

板厚± 0.10t	1.00t	0.99t	1.04t	0.99t	1.04t	0.99t	1.04t	0.99t	1.04t	0.99t
孔徑	1)0.50 φ ±0.10	導通孔	導通孔	導通孔	導通孔	導通孔	導通孔	導通孔	導通孔	導通孔
	2)0.60 φ ±0.10	0.65	0.675	0.65	0.675	0.65	0.675	0.65	0.675	0.65
	3)0.85 φ ±0.10	0.90	0.925	0.90	0.925	0.90	0.925	0.90	0.925	0.90
	4)3.20 φ ±0.05	3.20	3.225	3.20	3.225	3.20	3.225	3.20	3.225	3.20
	5)4.00 φ ±0.05	4.00	4.025	4.00	4.025	4.00	4.025	4.00	4.025	4.00
單片	1)33.00 ±0.10mm	33.04	33.04	33.04	33.04	33.04	33.04	33.04	33.04	33.04
	2)18.00 ±0.10mm	18.07	18.07	18.07	18.07	18.07	18.07	18.07	18.07	18.07
外型	1)115.00 ±0.10mm	115.02	115.02	115.02	115.02	115.02	115.02	115.02	115.02	115.02
	2)126.00 ±0.10mm	126.01	126.01	126.01	126.01	126.01	126.01	126.01	126.01	126.01
化金/鎳厚度	1u"/ 120u	1.20u"/ 123.94u"	1.20u"/ 130.51u"	1.25u"/ 124.09u"	1.22u"/ 130.67u"	1.26u"/ 130.46u"	1.06u"/ 122.35u"	1.14u"/ 126.08u"	1.26u"/ 124.82u	1.24u"/ 122.58u"

工程主管：陳紋　　檢驗者：歐先鸞　(林致強)

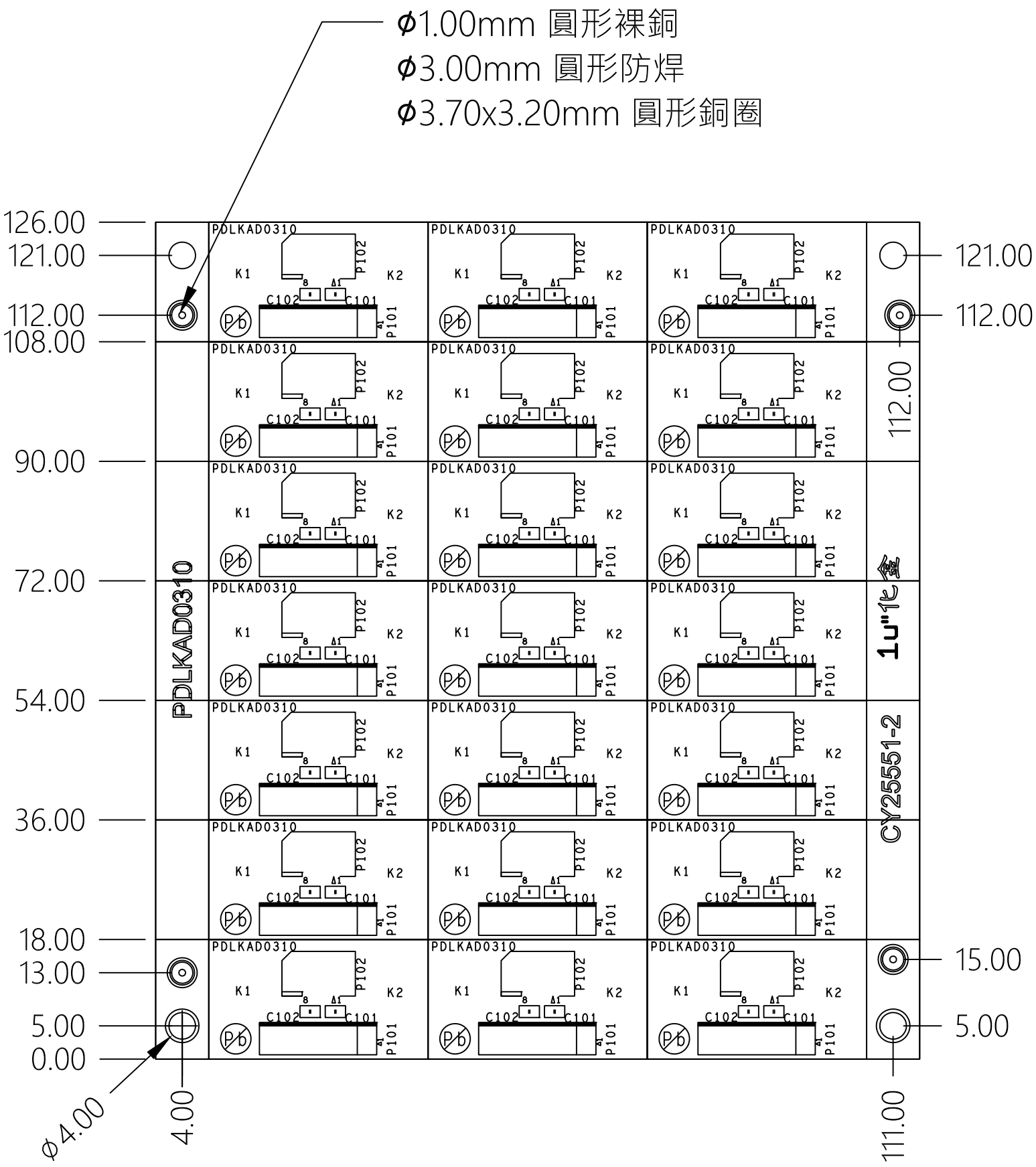
ϕ1.00mm 圓形裸銅
ϕ3.00mm 圓形防焊
ϕ3.70x3.20mm 圓形銅圈
126.00
121.00
112.00
108.00
90.00
72.00
54.00
36.00
18.00
13.00
5.00
0.00
ϕ4.00
4.00
121.00
112.00
112.00
15.00
5.00
111.00
PDLKAD0310
1u"化金
CY25551-2
PDLKAD0310
K1
K2
P102
P101
C102
C101

DRILL CHART: TOP to BOTTOM			
ALL UNITS ARE IN MILS			
FIGURE	SIZE	PLATED	QTY
□	20.0	PLATED	23
○	24.0	PLATED	16
▣	34.0	PLATED	8
⧆	126.0	NON-PLATED	2

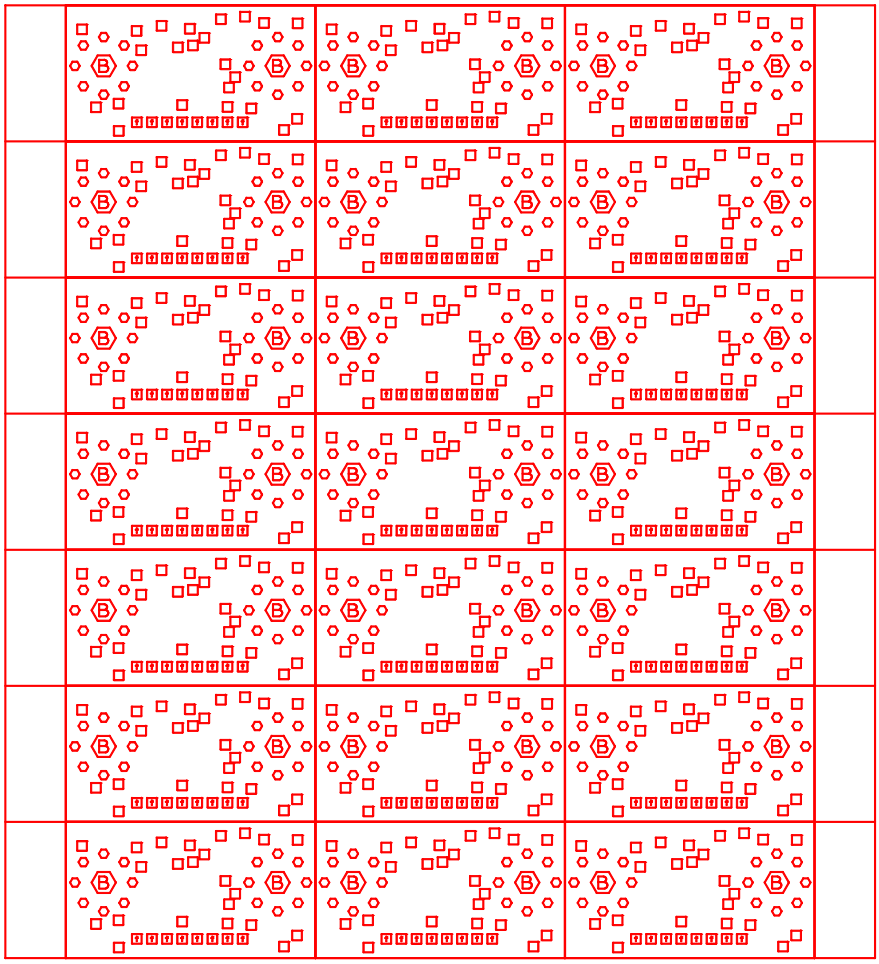









PDLKAD0310

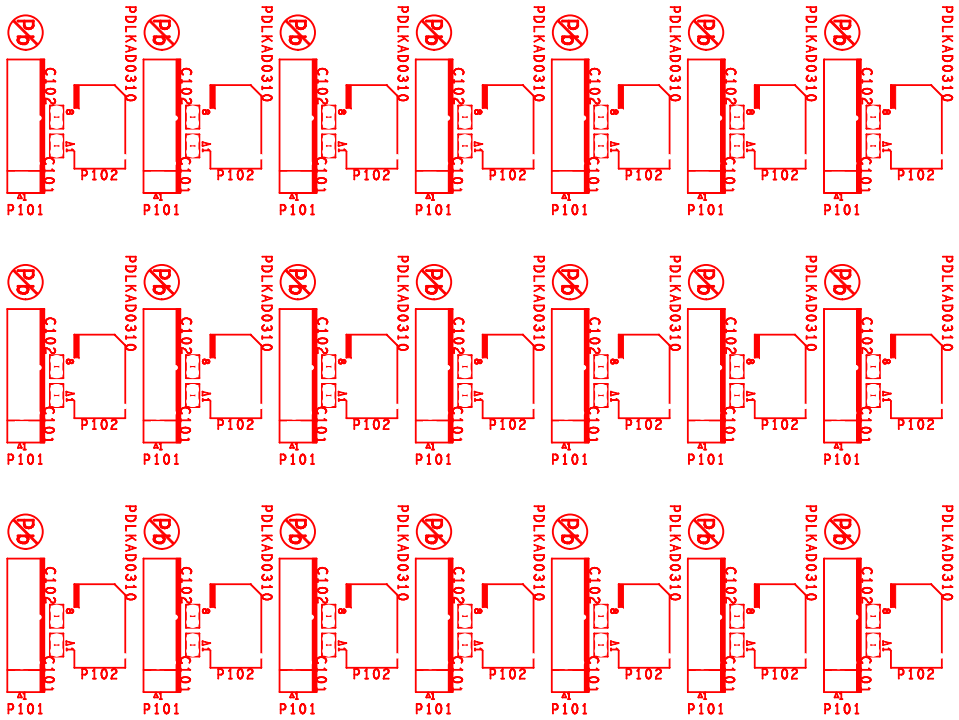

CY25551-2　　1u"化金


2334
CY 12V0
94V-0
E112804

ONLINE CERTIFICATIONS DIRECTORY

ZPMV2.E112804
Wiring, Printed - Component

If you notice a change to your ZPMV2 Listing Card, click here to learn more.

For enhanced search functionality, please visit UL's iQ™ Family of Databases.

Click on a product designation for complete information.

Page Bottom

Wiring, Printed - Component

See General Information for Wiring, Printed - Component

CHIAN YOU CO LTD E112804

85-10 CHIEN KUO 2ND RD

HSIN CHUANG

NEW TAIPEI, 242 TAIWAN

	Cond Width				Max			Max			
		Min	Cond	SS/	Area	Solder		Oper		Meets	C
	Min	Edge	Thk	DS/	Diam	Limits		Temp	Flame	UL796	T
Type	mm(in)	mm(in)	mic(mil)	DSO	mm(in)	C	sec	C	Class	DSR	I
Multilayer printed wiring boards.											
16V0	0.08 (0.003)	0.08 (0.003)	17 (0.67) Int:68	DS	76.2 (3.0)	288	30	130	V-0	All	-
17V0	0.10 (0.004)	0.10 (0.004)	17 (0.67) Int:68	DS	50.8 (2.0)	288	30	130	V-0	All	-
18V0-HF	0.08 (0.003)	0.15 (0.006)	17 (0.67) Int:34	DS	50.8 (2.0)	280	10	130	V-0	All	2
Printed Wiring Boards.											
DY0777A	0.08 (0.003)	0.08 (0.003)	17 (0.67) Int:68	DS	76.2 (3.0)	288	20	130	V-0	All	*
DY0778A	0.08 (0.003)	0.08 (0.003)	17 (0.67) Int:68	DS	76.2 (3.0)	288	20	120	V-0	All	0
DY0779A	0.08 (0.003)	0.08 (0.003)	17 (0.67) Int:68	DS	76.2 (3.0)	288	20	130	V-0	All	3
Single Layer Metal Base Printed Wiring Board.											
AL-01	0.12 (0.005)	0.15 (0.006)	34 (1.34)	SS	50.8 (2.0)	288	10	110	V-0	All	0
AL-02	0.12 (0.005)	0.15 (0.006)	34 (1.34)	SS	50.8 (2.0)	288	10	110	V-0	All	0
AL-03	0.12 (0.005)	0.15 (0.006)	34 (1.34)	SS	50.8 (2.0)	288	10	130	V-0	All	0
AL-06	0.15 (0.006)	0.18 (0.007)	34 (1.34)	SS	50.8 (2.0)	288	10	130	V-0	All	0
Single Layer Metal Base Printed Wiring Board, flammability only Recognition.											
AL-21	-	-	-	SS	-	288	10	-	V-0	-	-
Single layer printed wiring boards.											
01HB	0.1 (0.004)	0.18 (0.007)	34.3 (1.35)	SS	25.4 (1.0)	260	10	105	HB	▲	-
02FR2	0.13 (0.005)	0.33 (0.013)	34 (1.34)	SS	25.4 (1.0)	260	10	105	V-0	All	*
02V0	0.1 (0.004)	0.18 (0.007)	34.3 (1.35)	SS	25.4 (1.0)	260	10	105	V-0	All	-
02V0-1	0.1 (0.004)	0.18 (0.007)	34.3 (1.35)	SS	25.4 (1.0)	260	10	130	V-0	All	*
02V0OZ	0.1 (0.004)	0.18 (0.007)	34 (1.34)	SS	25.4 (1.0)	260	10	130	V-0	All	*
03V0	0.13 (0.005)	0.13 (0.005)	34.3 (1.35)	SS	25.4 (1.0)	270	15	130	V-0	All	*
03V0-HF	0.13 (0.005)	0.13 (0.005)	34.3 (1.35)	SS	25.4 (1.0)	270	15	130	V-0	All	*
05V0	0.13 (0.005)	0.13 (0.005)	34.3 (1.35)	SS	25.4 (1.0)	260	15	105	V-0	All	-
06V0	0.13 (0.005)	0.13 (0.005)	34.3 (1.35)	SS	25.4 (1.0)	260	10	130	V-0	▲	*
07V0	0.15 (0.006)	0.3 (0.012)	34.3 (1.35)	SS	25.4 (1.0)	260	10	105	V-0	All	-
08V0	0.15 (0.006)	0.28 (0.011)	17 (0.67)	DS	25.4 (1.0)	260	10	130	V-0	All	-
08V0-1	0.15 (0.006)	0.28 (0.011)	17 (0.67)	DS	25.4 (1.0)	260	10	130	V-0	-	-
12V0	0.15 (0.006)	0.28 (0.011)	17 (0.67)	DS	25.4 (1.0)	260	10	130	V-0	All	*
12V0-HF	0.15 (0.006)	0.28 (0.011)	17 (0.67)	DS	25.4 (1.0)	260	10	130	V-0	All	*

* - CTI marking is optional and may be marked on the printed wiring board.

Marking: Company name or tradename "CY" or file number and type designation. May be followed by a suffix to denote factory identification or burning test classification.

Last Updated on 2017-06-07

Questions? Print this page Terms of Use Page Top

© 2017 UL LLC

The appearance of a company's name or product in this database does not in itself assure that products so identified have been manufactured under UL's Follow-Up Service. Only those products bearing the UL Mark should be considered to be Certified and covered under UL's Follow-Up Service. Always look for the Mark on the product.

UL permits the reproduction of the material contained in the Online Certification Directory subject to the following conditions: 1. The Guide Information, Assemblies, Constructions, Designs, Systems, and/or Certifications (files) must be presented in their entirety and in a non-misleading manner, without any manipulation of the data (or drawings). 2. The statement "Reprinted from the Online Certifications Directory with permission from UL" must appear adjacent to the extracted material. In addition, the reprinted material must include a copyright notice in the following format: "© 2017 UL LLC".

ONLINE CERTIFICATIONS DIRECTORY

QMTS2.E98983
Polymeric Materials - Filament-wound Tubing, Industrial Laminates, Vulcanized Fiber, and Materials for Use in Fabricating Recognized Printed Wiring Boards - Component

For enhanced search functionality, please visit UL's iQ™ Family of Databases.
Click on a product designation for complete information.

Page Bottom

Polymeric Materials - Filament-wound Tubing, Industrial Laminates, Vulcanized Fiber, and Materials for Use in Fabricating Recognized Printed Wiring Boards - Component

See General Information for Polymeric Materials - Filament-wound Tubing, Industrial Laminates, Vulcanized Fiber, and Materials for Use in Fabricating Recognized Printed Wiring Boards - Component

NAN YA PLASTICS CORP CCL DEPT ELECTRONIC MATERIAL DIV E98983
201 TUNG HWA N RD
TAIPEI, 10508 TAIWAN

High density interconnect - resin coated foils:

		Core		Dielectric			R.T.I.				H			
Mtl Dsg	Color	Min Thk (mm)	Max Thk (mm)	Min Thk (mic)	Max Thk (mic)	Flame Class	Elec (°C)	Mech (°C)	HWI	HAI	VTR	CTI	Meets 746E Non-HAL	Meets 746E DSR
ANSI FR-4.0 core with Epoxy (EP) dielectric, High density interconnect - resin coated foils, furnished as sheets.														
NPRCC ($2)@&, NPRC180 ($2)@&, NPRCC(H) ($2)@&														
	NC	0.10	-	35	110	V-0	90	-	0	4	-	4	-	-
NPRCCG ($4)@&, NPRC180G ($4)@&														
	NC	0.10	-	35	110	V-0	90	-	0	1	-	4	-	-
UL ANSI FR-4.0 core with Epoxy (EP) dielectric, High density interconnect - resin coated foils, furnished as sheets.														
NPRCF @	NC	0.035	-	25	110	V-0	-	-	-	-	-	-	-	-

Industrial laminates:

			Build up		R.T.I.				H			
Mtl Dsg	ANSI Type	Color	Min Thk (mm)	Flame Class	Elec (°C)	Mech (°C)	HWI	HAI	VTR	CTI	Meets 746E Non-HAL	Meets 746E DSR
Epoxy (EP) Industrial laminates, furnished as sheets.												
NPG-180BH	No ANSI	NC	0.05	V-0	-	-	-	-	-	-	-	-
			0.10	V-0	-	-	-	-	-	-	-	-
			0.20	V-0	-	-	-	-	-	-	-	-
			0.38	V-0	-	-	-	-	-	-	-	-
			0.63	V-0	-	-	-	-	-	-	-	-
			1.40	V-0	-	-	-	-	-	-	-	-
Industrial laminates, furnished as rolls.												
NPG-PYR, NPG-PYTL, NPG-170PYR, NPG-170PYTL												
	No ANSI	NC	0.38	V-0	150	115	0	0	-	-	-	Yes
			0.63	V-0	160	150	0	0	-	-	-	Yes
			1.40	V-0	170	160	0	0	-	0	-	Yes
NPGN-150PYR, NPGN-150PYTL												
	FR-4.1	NC	0.63	V-0	130	140	0	0	-	-	Yes	Yes
			1.40	V-0	130	140	0	0	-	0	-	Yes
Industrial laminates, furnished as sheets.												

	No ANSI	NC	0.04	V-0	130	90	0	3	-	-	Yes	Yes
			0.20	V-0	130	100	0	0	-	-	-	Yes
			0.38	V-0	130	100	0	0	-	-	-	Yes
			0.63	V-0	130	140	0	0	-	-	-	Yes
			1.40	V-0	130	140	0	0	-	2	-	Yes
NPLB-175	No ANSI	NC	0.04	V-0	50	50	0	4	-	-	-	-
			0.20	V-0	50	50	0	1	-	-	-	Yes
			0.38	V-0	50	50	0	1	-	-	-	Yes
			0.64	V-0	50	50	0	1	-	-	-	Yes
			1.40	V-0	50	50	0	1	-	3	-	Yes
Industrial laminates.												
NPG-170			-	-	-	-	-	-	-	-	-	-
UV Block FR-4-86 (#1)												
	FR-4.0	NC	0.18	V-0	130	105	0	1	-	-	-	Yes
			0.38	V-0	130	130	0	0	-	-	-	Yes
			0.63	V-0	130	130	0	0	-	-	-	Yes
			1.40	V-0	130	130	0	0	-	3	-	Yes

Metal base industrial laminates:

		Metal		Dielectric			R.T.I.				H			
Mtl Dsg	**Color**	**Min Thk (mm)**		**Min Thk (mic)**	**Max Thk (mic)**	**Flame Class**	**Elec (°C)**	**Mech (°C)**	**HWI**	**HAI**	**VTR**	**CTI**	**Meets 746E Non-HAL**	**Meets 746E DSR**
Aluminum or Copper base with Epoxy (EP) dielectric, industrial laminates.														
NPMRA, NPMRB, NPMRC														
	NC	0.5		50	200	V-0	100	105	4	2	-	0	-	Yes
NPRCA, NPRCB, NPRCHT(#5), NPRCHTA (#5)														
	NC	0.5		65	150	V-0	160	160	0	0	-	0	-	Yes

Ultrathin build ups:

Build Up					Laminate			Prepreg		
Mtl Dsg	**ANSI Type**	**Min Thk (mm)**	**TI Elec**	**TI Mech**	**Mtl Dsg**	**Thk (mic)**	**TI Elec**	**Mtl Dsg**	**Thk (mic)**	**TI Elec**
Ultrathin industrial laminates and bonding layers, furnished in sheet form, for use in multilayer printed wiring boards where the thickness is built up to the minimum specified.										
FR-4-11PYR, FR-4-11PYTL										
	FR-4.0	0.38	130	130	FR-4-11PYR, FR-4-11PYTL	50	90	FR-4-11PYB	50	90
		0.63	130	140	FR-4-11PYR, FR-4-11PYTL	50	90	FR-4-11PYB	50	90
FR-4-86, FR-4-TL										
	FR-4.0	0.18	130	105	FR-4-86, FR-4-TL	100	120	NYP-1	50	90
		0.38	130	130	FR-4-86, FR-4-TL	100	120	NYP-1	50	90
		0.64	130	140	FR-4-86, FR-4-TL	100	120	NYP-1	50	90
FR-4-98, FR-4-86PY, NP-140TLPY										
	No ANSI	0.38	130	120	FR-4-98, FR-4-86PY, NP-140TLPY	100	50	NP-140BPY	50	50
		1.40	130	125	FR-4-98, FR-4-86PY, NP-140TLPY	100	50	NP-140BPY	50	50
NP-140R, NP-140TL, NP-140MR, NP-140MTL										
	FR-4.0	0.25	120	130	NP-140R, NP-140TL, NP-140MR, NP-140MTL	50	90	NP-140B, NP-140MB	38	50
		0.38	130	130	NP-140R, NP-140TL, NP-140MR, NP-140MTL	50	90	NP-140B, NP-140MB	38	50
		0.64	130	140	NP-140R, NP-140TL, NP-140MR, NP-140MTL	50	90	NP-140B, NP-140MB	38	50

	FR-4-11PYR, FR-4-11PYTL											
FR-4-86, FR-4-TL, UV Block FR-4-86												
	FR-4-86, FR-4-TL, UV Block FR-4-86	NYP-1	FR-4.0	0.64	12	102	102	50.8	V-0	130	288	30
FR-4-98, FR-4-86PY, NP-140TLPY												
	FR-4-98, FR-4-86PY, NP-140TLPY	NP-140BPY	No ANSI	0.38	17	102	102	50.8	V-0	120	288	30
NP-140R, NP-140TL, NP-140MR, NP-140MTL												
	NP-140R, NP-140TL, NP-140MR, NP-140MTL	NP-140B, NP-140MB	FR-4.0	0.25	9	102	68	50.8	V-0	120	288	30
				0.38	17	102	68	50.8	V-0	130	288	30
				0.64	17	102	68	50.8	V-0	130	180	1200
											230	120
											260	20
											260	20
				0.38	9	102	102	40.8	V-0	130	288	30
				0.64	9	102	102	40.8	V-0	130	180	1200
											230	120
											260	20
											260	20
NP-150R, NP-150TL												
	NP-150R, NP-150TL	NP-150B	FR-4.0	0.20	12	102	68	50.8	V-0	130	288	30
NP-155R, NP-155TL, NP-175R, NP-175TL												
	NP-155R, NP-155TL, NP-175R, NP-175TL	NP-155B, NP-175B	FR-4.0	0.38	12	102	102	50.8	V-0	130	288	30
NP-170R, NP-170TL, NP-170SR, NP-170STL, NP-170DR, NP-170DTL												
	NP-170R, NP-170TL, NP-170SR, NP-170STL, NP-170DR, NP-170DTL	NP-170B, NP-170SB, NP-170DB	FR-4.0	0.38	17	102	102	50.8	V-0	130	288	30
NP-175FR, NP-175FTL, NP-155FR, NP-155FTL, NP-180FR, NP-180FTL, NP-175FMR, NP-175FMTL, NP-155FMR, NP-155FMTL, NP-175FBH, NP-155FBH												
	NP-175FR, NP-175FTL, NP-155FR, NP-155FTL, NP-180FR, NP-180FTL, NP-175FMR, NP-175FMTL,NP-155FMR, NP-155FMTL, NP-175FBH, NP-155FBH	NP-175FB, NP-155FB, NP-180FB, NP-175FMB, NP-155FMB, NP-175FBHB, NP-155FBHB	FR-4.0	0.38	9	102	210	50.8	V-0	130	300	30
NP-180R, NP-180TL												
	NP-180R, NP-180TL	NP-180B	FR-5	0.38	17	102	102	50.8	V-0	140	300	30
NP-200R, NP-200TL												
	NP-200R, NP-200TL	NP-200B	No ANSI	0.20	12	102	102	50.8	V-0	115	300	30
				0.64	12	102	102	50.8	V-0	130	300	30
NP-LD5/NP-LD5B												
	NP-LD5	NP-LD5B	FR-4.0	0.20	12	102	-	50.8	V-0	120	300	30
				0.20	12	102	-	13.0	V-0	130	300	30
NPG-170D(E)												
	NPG-170D(E)	NPG-170D(E)B	FR-4.1	0.38	15	102	102	50.8	V-0	130	288	30
				0.20	---	---	---	---	V-0	0	288	30

Metal clad industrial laminates for use in multilayer printed wiring boards with copper on one or both sides, furnished as sheets, rods or tubes.												
NPG-152												
	NPG-152	NPG-152B	FR-4.1	0.63	12	102	102	50.8	V-0	130	288	30
Metal clad industrial laminates for use in multilayer printed wiring boards with copper on one or both sides.												
NPG-PYR,NPG-PYTL,NPG-170PYR,NPG-170PYTL												
	NPG-PYR, NPG-PYTL, NPG-170PYR, NPG-170PYTL	NPG-PYB,NPG-170PYB	No ANSI	0.38	9	102	102	50.8	V-0	115	288	30
				0.63	9	102	102	50.8	V-0	130	288	30
NPGN-150PYR, NPGN-150PYTL												
	NPGN-150PYR, NPGN-150PYTL	NPGN-150PYB	FR-4.1	0.63	9	102	102	50.8	V-0	130	288	30
NPHT, NPHTA (%1)												
	NPHT, NPHTA	NPHT-B, NPHTA-B	No ANSI	0.4	12	210	210	50.8	V-0	120	288	60
Metal clad industrial laminates for use in single layer printed wiring boards with copper on one or both sides, furnished as sheets.												
CEM-1-05												
	CEM-1-05	-	CEM-1	0.63	17	102	-	50.8	V-0	130	288	20
CEM-1-87, UV Block CEM-1-87												
	CEM-1-87, UV Block CEM-1-87	-	CEM-1	0.64	17	102	-	50.8	V-0	130	288	20
CEM-1-97, CEM-1-97 PM, UV Block CEM-1-97												
	CEM-1-97, CEM-1-97 PM, UV Block CEM-1-97	-	CEM-1	0.63	17	102	-	50.8	V-0	130	288	20
CEM-3-86, UV Block CEM-3-86												
	CEM-3-86, UV Block CEM-3-86	-	CEM-3	0.64	17	102	-	50.8	V-0	130	288	20
				0.64	17	102	-	50.8	V-0	130	300	12
CEM-3-92 PY, CEM-3-10, CEM-3-16												
	CEM-3-92 PY, CEM-3-10, CEM-3-16	-	CEM-3	0.63	17	102	-	50.8	V-0	130	288	20
CEM-3-92, UV Block CEM-3-92												
	CEM-3-92, UV Block CEM-3-92	-	CEM-3	0.64	17	102	-	50.8	V-0	130	288	20
CEM-3-95												
	CEM-3-95	-	CEM-3	0.64	17	102	-	50.8	V-0	105	288	20
				0.64	17	102	-	50.8	V-0	105	300	12
CEM-3-98, CEM-3-86PY												
	CEM-3-98, CEM-3-86PY	-	No ANSI	0.64	17	102	-	50.8	V-0	120	288	20
FR-4-11PYR, FR-4-11PYTL												
	FR-4-11PYR, FR-4-11PYTL	-	FR-4.0	0.38	9	102	-	50.8	V-0	130	288	30
FR-4-86, UV Block FR-4-86												
	FR-4-86, FR-4-TL, UV Block FR-4-86	-	FR-4.0	0.38	12	137	-	50.8	V-0	130	288	30
				0.64	12	102	-	50.8	V-0	130	180	1200
											230	120
											260	20
											260	20
FR-4-98, FR-4-86PY, NP-140TLPY												
	FR-4-98, FR-4-86PY, NP-140TLPY	-	No ANSI	0.38	17	102	-	50.8	V-0	120	288	30

Metal clad industrial laminates for use in multilayer printed wiring boards with copper on one or both sides, furnished as sheets, rods or tubes.												
NPG-152												
	NPG-152	NPG-152B	FR-4.1	0.63	12	102	102	50.8	V-0	130	288	30
Metal clad industrial laminates for use in multilayer printed wiring boards with copper on one or both sides.												
NPG-PYR,NPG-PYTL,NPG-170PYR,NPG-170PYTL												
	NPG-PYR, NPG-PYTL, NPG-170PYR, NPG-170PYTL	NPG-PYB,NPG-170PYB	No ANSI	0.38	9	102	102	50.8	V-0	115	288	30
				0.63	9	102	102	50.8	V-0	130	288	30
NPGN-150PYR, NPGN-150PYTL												
	NPGN-150PYR, NPGN-150PYTL	NPGN-150PYB	FR-4.1	0.63	9	102	102	50.8	V-0	130	288	30
NPHT, NPHTA (%1)												
	NPHT, NPHTA	NPHT-B, NPHTA-B	No ANSI	0.4	12	210	210	50.8	V-0	120	288	60
Metal clad industrial laminates for use in single layer printed wiring boards with copper on one or both sides, furnished as sheets.												
CEM-1-05												
	CEM-1-05	-	CEM-1	0.63	17	102	-	50.8	V-0	130	288	20
CEM-1-87, UV Block CEM-1-87												
	CEM-1-87, UV Block CEM-1-87	-	CEM-1	0.64	17	102	-	50.8	V-0	130	288	20
CEM-1-97, CEM-1-97 PM, UV Block CEM-1-97												
	CEM-1-97, CEM-1-97 PM, UV Block CEM-1-97	-	CEM-1	0.63	17	102	-	50.8	V-0	130	288	20
CEM-3-86, UV Block CEM-3-86												
	CEM-3-86, UV Block CEM-3-86	-	CEM-3	0.64	17	102	-	50.8	V-0	130	288	20
				0.64	17	102	-	50.8	V-0	130	300	12
CEM-3-92 PY, CEM-3-10, CEM-3-16												
	CEM-3-92 PY, CEM-3-10, CEM-3-16	-	CEM-3	0.63	17	102	-	50.8	V-0	130	288	20
CEM-3-92, UV Block CEM-3-92												
	CEM-3-92, UV Block CEM-3-92	-	CEM-3	0.64	17	102	-	50.8	V-0	130	288	20
CEM-3-95												
	CEM-3-95	-	CEM-3	0.64	17	102	-	50.8	V-0	105	288	20
				0.64	17	102	-	50.8	V-0	105	300	12
CEM-3-98, CEM-3-86PY												
	CEM-3-98, CEM-3-86PY	-	No ANSI	0.64	17	102	-	50.8	V-0	120	288	20
FR-4-11PYR, FR-4-11PYTL												
	FR-4-11PYR, FR-4-11PYTL	-	FR-4.0	0.38	9	102	-	50.8	V-0	130	288	30
FR-4-86, UV Block FR-4-86												
	FR-4-86, FR-4-TL, UV Block FR-4-86	-	FR-4.0	0.38	12	137	-	50.8	V-0	130	288	30
				0.64	12	102	-	50.8	V-0	130	180	1200
											230	120
											260	20
											260	20
FR-4-98, FR-4-86PY, NP-140TLPY												
	FR-4-98, FR-4-86PY, NP-140TLPY	-	No ANSI	0.38	17	102	-	50.8	V-0	120	288	30

($3) - NPRCC, NPRC180 may be used with a UL/ANSI Grade FR-4.0 single-layer laminates core FR-4.0 laminates at minimum thickness 0.10 mm, minimum copper weight 5 mic. and maximum copper weight 35 mic., or a UL/ANSI Grade FR-4.0 multilayer core FR-4.0 laminates at minimum thickness 0.20 mm, minimum external copper weight 5 mic., maximum external copper weight 35 mic. and maximum internal copper weight 35 mic. May apply 1 or 2 layers of epoxy resin coated copper foil to one or both sides of a UL/ANSI Grade FR-4.0 core.

($4) - NPRCCG, NPRC180G may be used with a UL/ANSI Grade FR-4.0 single-layer laminates core FR-4.0 laminates at minimum thickness 0.10 mm, or a UL/ANSI Grade FR-4.0 multilayer core FR-4.0 laminates at minimum thickness 0.20 mm.

(%1) - Maximum thickness is limited to 0.40 mm.

(1) - alternate grades:NPN-150R, NPN-150TL, NPN-170R, NPN-170TL, NPGN-150R, NPGN-150TL, NPGN-170R, NPGN-170TL,NPGN-150LKR,NPGN-150LKTL, NPGN-170MR, NPGN-170MTL, NPGN-150S

@ - The core material individual maximum thickness is limited by the unclad laminate material Recognition.

Marking: Company name or trademark , NP and material designation on container or wrapper.

Last Updated on 2016-10-24

Questions? Print this page Terms of Use Page Top

© 2016 UL LLC

The appearance of a company's name or product in this database does not in itself assure that products so identified have been manufactured under UL's Follow-Up Service. Only those products bearing the UL Mark should be considered to be Certified and covered under UL's Follow-Up Service. Always look for the Mark on the product.

UL permits the reproduction of the material contained in the Online Certification Directory subject to the following conditions: 1. The Guide Information, Assemblies, Constructions, Designs, Systems, and/or Certifications (files) must be presented in their entirety and in a non-misleading manner, without any manipulation of the data (or drawings). 2. The statement "Reprinted from the Online Certifications Directory with permission from UL" must appear adjacent to the extracted material. In addition, the reprinted material must include a copyright notice in the following format: "© 2016 UL LLC".

ONLINE CERTIFICATIONS DIRECTORY

QMJU2.E69262
Coatings for Use on Recognized Printed Wiring Boards - Component

For enhanced search functionality, please visit UL's iQ™ Family of Databases.
Click on a product designation for complete information.

Page Bottom

Coatings for Use on Recognized Printed Wiring Boards - Component

See General Information for Coatings for Use on Recognized Printed Wiring Boards - Component

TAIYO INK MFG CO LTD E69262
900 Hirasawa
Ranzan-Machi
Hiki-Gun, Saitama-Ken 355-0215 JAPAN

Coating Material					Laminate		Sold Lts	
Mtl Dsg	Col	Min Thk (mic)	Max Thk (mic)	Flame Class	ANSI Type	Min Thk (mm)	Temp (°C)	Time (sec)
Resist coatings for use on Recognized printed wiring boards,furnished as: 30.								
PSR-2000CI/CA-25CL	WT	3	50	V-0	FR-4.0	0.20	180	10800
							200	3600
							230	120
							260	180
							23	300
							290	20
	WT	3	30	V-0	FR-4.1	0.20	180	10800
							200	3600
							230	120
							260	180
							23	300
							290	20
Resist coatings for use on Recognized printed wiring boards,furnished as: film.								
FLEXFINER-AA	AM	20	40	VTM-0	NON ANSI (#1)	0.025	290	20
	AM	15	50	V-0	FR-4.1	1.40	180	10800
							200	3600
							230	120
							260	180
							23	300
							290	20
FLEXFINER-AB	AM	15	50	VTM-0	NON ANSI (#1)	0.025	290	20
FLEXFINER-BA	BK	30	40	VTM-0	NON ANSI (#1)	0.025	290	20
PFR-800AA	GN	20	60	V-0	FR-4.0	0.20	180	10800
							200	3600
							230	120
							260	180
							23	300
							290	20
	GN	15	30	V-0	FR-4.1	0.20	180	10800
							200	3600
							230	120

PSR-2000BF/CA-25BF	GN	8	50	V-0	FR-4.0	0.20	180	10800
							200	3600
							230	120
							260	180
							23	300
							290	20
	GN	8	30	V-0	FR-4.1	0.20	180	10800
							200	3600
							230	120
							260	180
							23	300
							290	20
PSR-2000BG/CA-25AD	GN	8	50	V-0	FR-4.0	0.20	180	10800
							200	3600
							230	120
							260	180
							23	300
							290	20
	GN	8	30	V-0	FR-4.1	0.20	180	10800
							200	3600
							230	120
							260	180
							23	300
							290	20
PSR-2000BH/CA-25BH	GN	8	50	V-0	FR-4.0	0.20	180	10800
							200	3600
							230	120
							260	180
							23	300
							290	20
	GN	8	30	V-0	FR-4.1	0.20	180	10800
							200	3600
							230	120
							260	180
							23	300
							290	20
PSR-2000BJ/CA-25BJ	GN	8	50	V-0	FR-4.0	0.20	180	10800
							200	3600
							230	120
							260	180
							23	300
							290	20
	GN	8	30	V-0	FR-4.1	0.20	180	10800
							200	3600
							230	120
							260	180
							23	300
							290	20
PSR-2000BK/CA-25BK	GN	8	50	V-0	FR-4.0	0.20	180	10800

							230	120
							260	180
							23	300
							290	20
PSR-9000AB/CA-90AB	GN	8	50	V-0	FR-4.0	0.10	180	10800
							200	3600
							230	120
							260	180
							23	300
							290	20
PSR-9000AH/CA-90AH	BK	8	50	V-0	FR-4.0	0.20	180	10800
							200	3600
							230	120
							260	180
							23	300
							290	20
PSR-9000E3/CA-90E3	BK	3	30	V-0	FR-4.0	0.20	180	10800
							200	3600
							230	120
							260	180
							280	60
							23	300
							290	20

& - For use with UBE Industries, Ltd. Polyimide film Grade (l)S(i) at 0.035mm and 0.075 mm thicknesses only.

(#1) - For use with Du Pont - Toray material designation Kapton 100H in the 0.001 in (0.025 mm) thickness only.

(#2) - For use with Du Pont - Toray material designation Kapton 200H in the 0.002 in (0.051 mm) thickness only.

(#3) - For use with Dupont - Toray material designation Kapton 50H and 100H in the 0.5 mil (0.0125 mm) to 1.0 mil (0.025 mm)

@ - Applies only when used on an uncoated printed wiring board which is classed V-0.

NOTE - Those resists Recognized for use with FR-4.0 ANSI materials are considered suitable for use with CEM-1 and CEM-3 materials with the same restrictions.

Marking: Company name or trademark and material designation on container or wrapper.

Last Updated on 2017-10-18

© 2017 UL LLC

The appearance of a company's name or product in this database does not in itself assure that products so identified have been manufactured under UL's Follow-Up Service. Only those products bearing the UL Mark should be considered to be Certified and covered under UL's Follow-Up Service. Always look for the Mark on the product.

UL permits the reproduction of the material contained in the Online Certification Directory subject to the following conditions: 1. The Guide Information, Assemblies, Constructions, Designs, Systems, and/or Certifications (files) must be presented in their entirety and in a non-misleading manner, without any manipulation of the data (or drawings). 2. The statement "Reprinted from the Online Certifications Directory with permission from UL" must appear adjacent to the extracted material. In addition, the reprinted material must include a copyright notice in the following format: "© 2017 UL LLC".

ONLINE CERTIFICATIONS DIRECTORY

QMJU2.E112960
Coatings for Use on Recognized Printed Wiring Boards - Component

For enhanced search functionality, please visit UL's iQ™ Family of Databases.
Click on a product designation for complete information.

Page Bottom

Coatings for Use on Recognized Printed Wiring Boards - Component

See General Information for Coatings for Use on Recognized Printed Wiring Boards - Component

CHUNG-YU INDUSTRY CORP E112960
620 YEN-PING RD, SEC 3
PING-JENG, TAOYUAN 324 TAIWAN

Coating Material					Laminate		Sold Lts	
Mtl Dsg	Col	Min Thk (mic)	Max Thk (mic)	Flame Class	ANSI Type	Min Thk (mm)	Temp (°C)	Time (sec)
Resist coatings for use on Recognized printed wiring boards,furnished as: one component liquid.								
UVR-886	GN	8	30	V-0	FR-4.0	0.63	280	15
	GN	8	30	V-0	FR-1	0.71	280	15
UVR-886 UVM-5	WT	8	30	V-0	FR-1	0.71	280	15
	WT	8	30	V-1	FR-4.0	0.63	280	15
Resist coatings for use on Recognized printed wiring boards,furnished as: two component liquid.								
LSM-3000N#/ LSM-3000N (B)	GN	8	30	V-0	FR-4.0	0.63	290	15
LSM-3000N/ LSM-3000N (H)	ALL	8	50	V-0	FR-4.0	0.38	300	30
ZSR-150/ ZSH-3	ALL	8	30	V-0	FR-4.0	0.63	270	10

Marking: Company name and material designation on container or wrapper.
Last Updated on 2014-05-02

Questions? Print this page Terms of Use Page Top

© 2017 UL LLC

The appearance of a company's name or product in this database does not in itself assure that products so identified have been manufactured under UL's Follow-Up Service. Only those products bearing the UL Mark should be considered to be Certified and covered under UL's Follow-Up Service. Always look for the Mark on the product.

UL permits the reproduction of the material contained in the Online Certification Directory subject to the following conditions: 1. The Guide Information, Assemblies, Constructions, Designs, Systems, and/or Certifications (files) must be presented in their entirety and in a non-misleading manner, without any manipulation of the data (or drawings). 2. The statement "Reprinted from the Online Certifications Directory with permission from UL" must appear adjacent to the extracted material. In addition, the reprinted material must include a copyright notice in the following format: "© 2017 UL LLC".