Specifications for Approval

Customer Part No.:

Part No.: YS-1204YG14CI007-A

Part Name: 3010 黃綠双色 LED

Spec Issue Date: 2023-07-17

Revision No.: A0

==========

To Customer:

1. Accessory: □Samples □ Samples Data

2. Customer's Proposal : □Agree □Disagree

Reason :_____

Draw by :	Checked by :	Approved by :
王博闻	卢伟昌	钟志鸿
Customer Approve		

Features

3.0mm X 1.0mm SMD LED, 1.4mm thickness

Low power consumption

Wide view angle

Package: 3000pcs/reel

RoHS Compliant

Applications

Ideal for back light and indicator

Various colors and lens types available

Package outlines

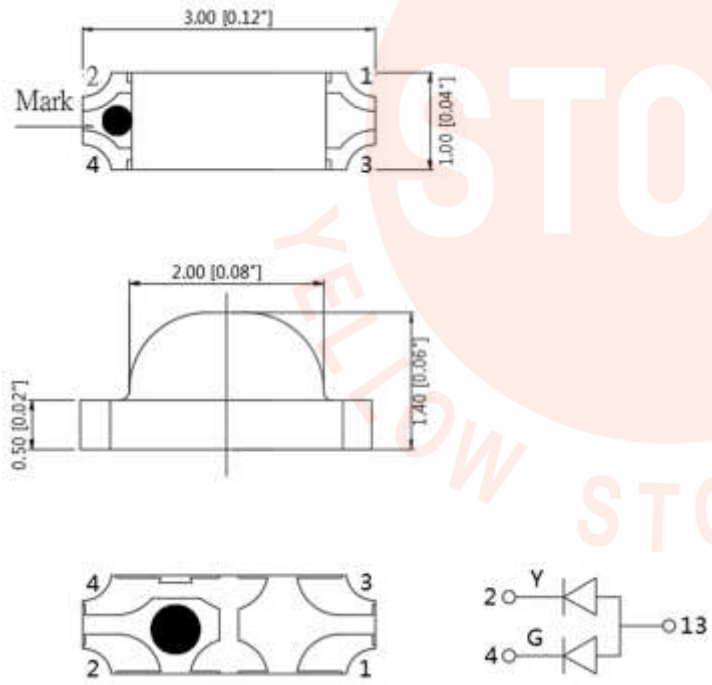

Recommend Pad Layout

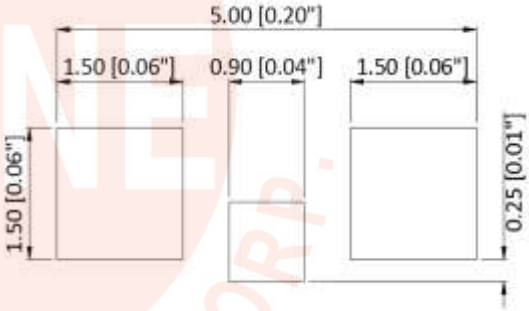



Part No.	Emitted color	Dice	Lens color
YS-1204YG14CI007-A	Yellow	AlGaInP	Water transparent
	Green	InGaN/GaN	

Notes:

1. All dimensions are in millimeters (inches);
2. Tolerances are ±0.1mm (0.004inch) unless otherwise noted.

Absolute Maximum Ratings (Ta=25℃)

Parameter	Symbol	Value		Unit
		Y	G	
Forward current	If	25		mA
Reverse voltage	Vr	5		V
Power dissipation	Pd	72	111	mW
Operating temperature	Top	-40 ~+85		℃
ESD(Human-body mode)	--	4	2	KV
Storage temperature	Tstg	-40 ~+85		℃
Peak pulsing current (1/8 duty f=1kHz)	Ifp	125		mA

Electro-Optical Characteristics (Ta=25℃)

Parameter	Test Condition	Symbol		Value			Unit
				Min	Typ	Max	
Wavelength at peak emission	If=20mA	λp	Y	--	593	--	nm
			G	--	540	--	
Spectral half bandwidth	If=20mA	△λ	Y	--	20	--	nm
			G	--	25	--	
Dominant wavelength	If=20mA	λd	Y	585	--	595	nm
			G	520	--	530	
Forward voltage	If=20mA	Vf	Y	1.8	--	2.4	V
			G	2.8	--	3.7	
Luminous intensity	If=20mA	IV	Y	80	--	200	mcd
			G	320	--	800	
Viewing angle at 50% Iv	If=10mA	2θ1/2		--	120	--	Deg
Reverse current	Vr=5V	Ir		--	--	10	μA

Relative Spectral Emission (Yellow)

IF=20mA,Ta=25℃

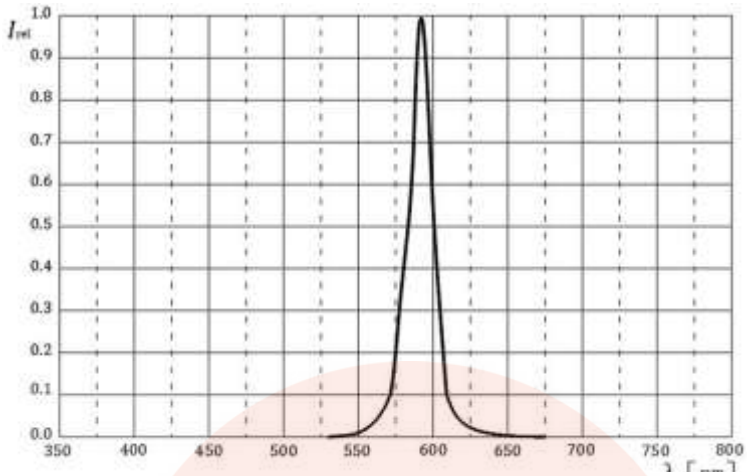

Radiation Characteristics

IF=10mA,Ta=25℃

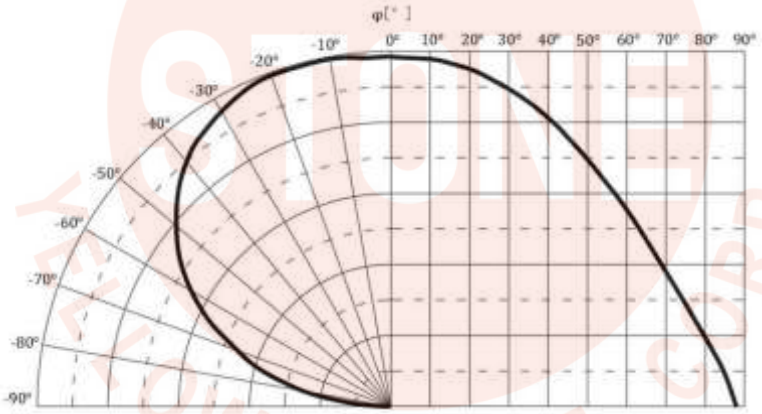

Forward Current vs Forward Voltage

Ta=25℃

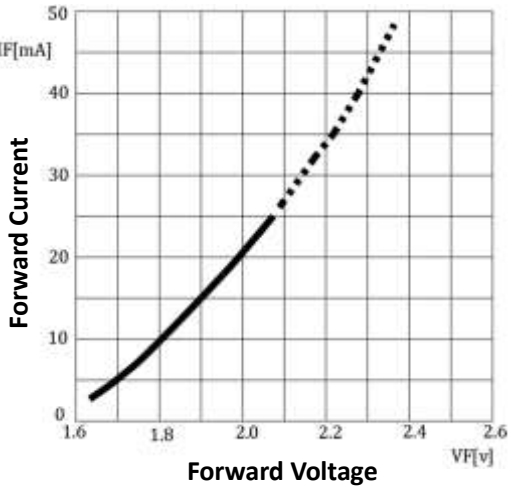

Forward Current Derating Curve

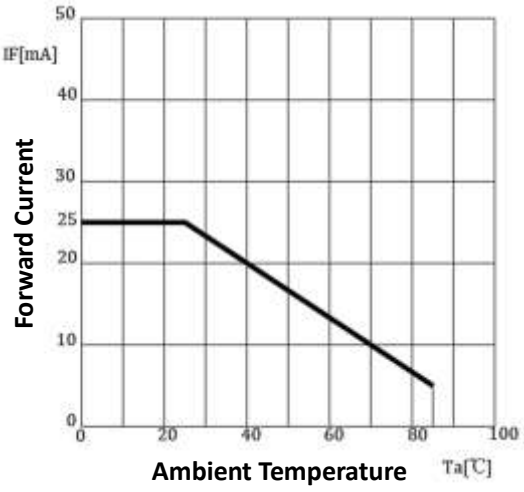

Relative Spectral Emission (Green)

IF=20mA,Ta=25℃

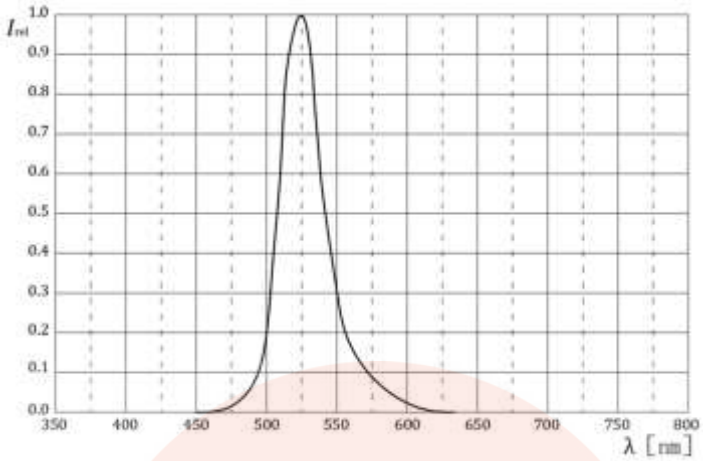

Radiation Characteristics

IF=10mA,Ta=25℃

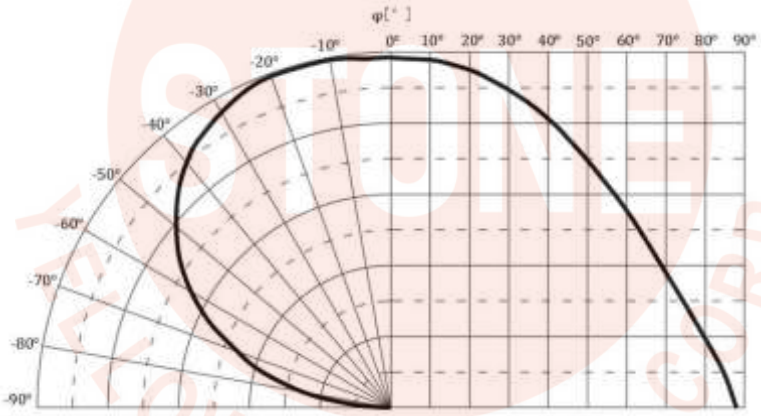

Forward Current vs Forward Voltage

Ta=25℃

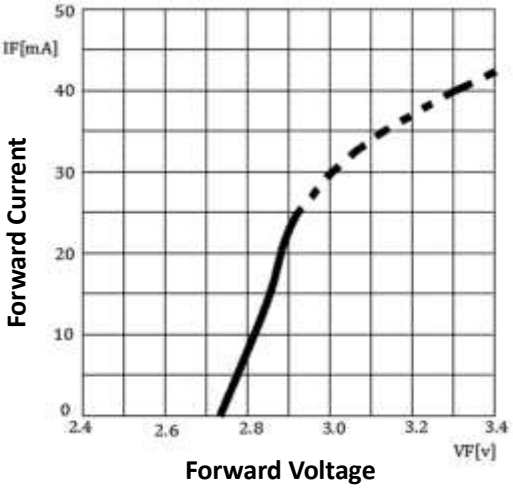

Forward Current Derating Curve

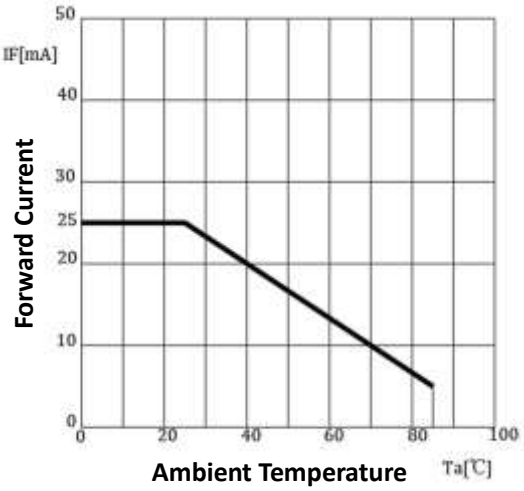

Reflow Profile

■ Reflow Temp/Time

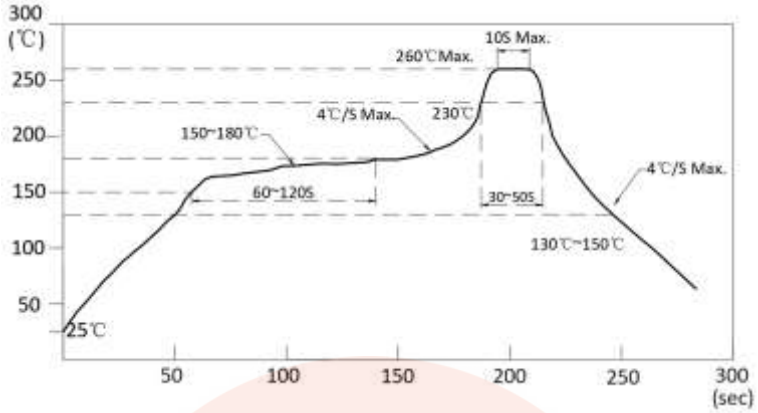

Notes:

1. We recommend the reflow temperature 245℃ (±5℃).The maximum soldering temperature should be limited to 260℃.
2. Don't cause stress to the epoxy resin while it is exposed to high temperature.
3. Number of reflow process shall be 2 times or less.

■Soldering iron

Basic spec is ≤ 5sec when 320℃ (±20℃). If temperature is higher, time should be shorter (+10℃→ -1sec). Power dissipation of iron should be smaller than 20W, and temperatures should be controllable .Surface temperature of the device should be under 350℃.

■Rework

1. Customer must finish rework within 5 sec under 340℃.
2. The head of iron cannot touch copper foil
3. Twin-head type is preferred.

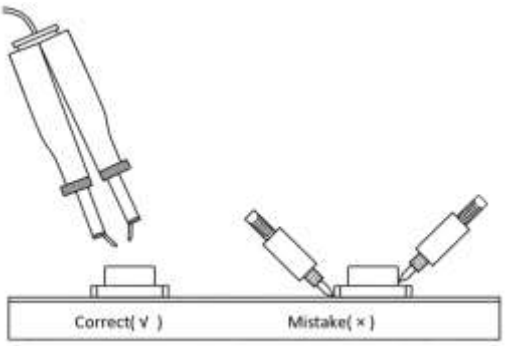

■ Avoid rubbing or scraping the resin by any object, during high temperature, for example reflow solder etc.

Handling precautions

1.Drive Method

A LED is a current-operated device. In order to ensure intensity uniformity on multiple LEDs connected in parallel in an application, it is recommended that a current limiting resistor be incorporated in the drive circuit, in series with each LED as shown in Circuit below.

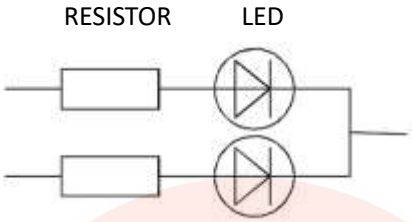

2. Storage

2.1 Do not open moisture proof bag before the products are ready to use.

2.2 Before opening the package: The LEDs should be kept at 30℃ or less and 60% RH or less.

2.3 After the package is opened, the products should be used within a week or they should be keeping to store at≦20 R.H. with zip-lock sealed.

3. Baking

It is recommended to baking before soldering when the pack is unsealed after 72hrs. The Conditions are as followings:

3.1 60±3℃ x(12~24hrs) and ＜5%RH, taped reel type

3.2 100±3℃ x (45min~1hr), bulk type

3.3 130±3℃ x (15~30min), bulk type

Test Items and Results of Reliability

Test Item	Test Conditions	Standard Test Method	Note	Number of Test
Reflow Soldering	Ta=260±5℃,Time=10±2S	JB/T 10845-2008	3times	0/22
Temperature Cycling	-40±5℃ 30±1min ↑→(25℃/5±1min)↓ 100±5℃ 30±1min	GB/T 2423.22-2012	100cycles	0/22
Thermal Shock	Ta=-40±5℃～100±5℃, 15±1min dwell	GB/T 2423.22-2012	100cycles	0/22
High Humidity High Temp. Cycling	Ta=30±5℃～65±5℃, 90±5%RH,24hrs/1cycle	GB/T 2423.4-2008	10cycles	0/22
High Humidity High Temp. Storage Life	Ta=85±5℃,ψ(%)=85±5%RH	GB/T 2423.3-2006	1000hrs	0/22
High Temperature Storage Life	Ta=100±5℃,non-operating	GB/T 2423.2-2008	1000hrs	0/22
Low Temperature Storage Life	Ta=-40±5℃,non-operating	GB/T 2423.1-2008	1000hrs	0/22
Life Test	Ta=26±5℃,@20mA, ψ(%)=25%RH～55%RH	--	1000hrs	0/22
Low Temperature Operating Life	Ta=-20±5℃,@20mA	GB/T 2423.1-2008	1000hrs	0/22

Forward Voltage Rank Combination (IF=20mA)

Rank		Min.	Max.	Unit
Y	□	1.8	2.4	V
G	f	2.8	3.1	
	g	3.1	3.4	
	h	3.4	3.7	

Luminous Intensity Rank Combination (IF=20mA)

Rank		Min.	Max.	Unit
Y	I	80	100	mcd
	J	100	125	
	K	125	160	
	L	160	200	
G	O	320	400	
	P	400	500	
	Q	500	630	
	R	630	800	

Dominant wavelength Rank Combination (IF=20mA)

Rank		Min.	Max.	Unit
Y	m	585	590	nm
	n	590	595	
G	U	520	522.5	
	V	522.5	525	
	W	525	527.5	
	X	527.5	530	

Group Name on Label (Example DATA: □Jm fPW 20)

DATA:□Jm fPW 20		Vf(V)	Iv (mcd)	λd (nm)	Test Condition
Red	□→J→m→20	1.8~2.4	100~125	585~590	IF=20mA
Green	f→P→W→20	2.8~3.1	400~500	525~527.5	

Notes:

1. The tolerance of luminous intensity (Iv)is ±15％.
2. The tolerance of dominant wavelength is ±1nm.
3. This specification is preliminary.
4. This specification is a standard specification of our factory, can make in accordance with customer's special requirement.

3010 Series SMD Chip LED Lamps Packaging Specifications

- **Feeding Direction**

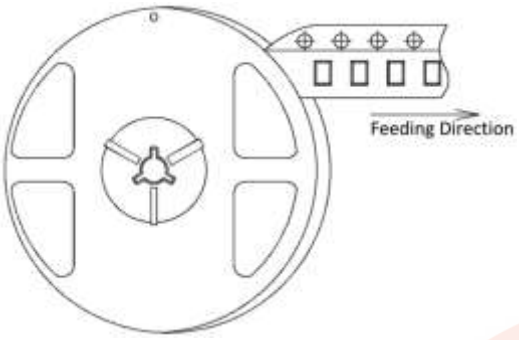

- **Dimensions of Reel (Unit: mm)**

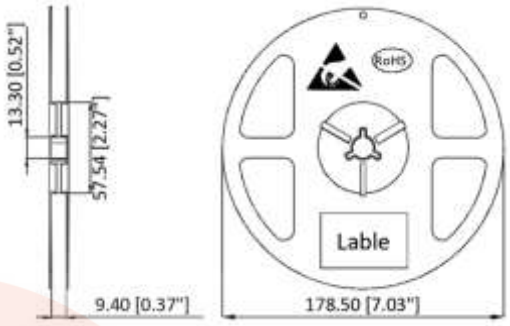

- **Dimensions of Tape (Unit: mm)**

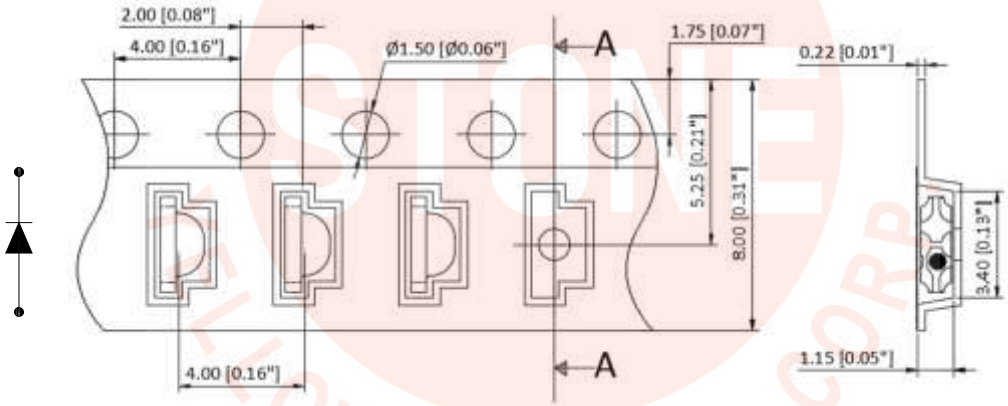

- **Arrangement of Tape**

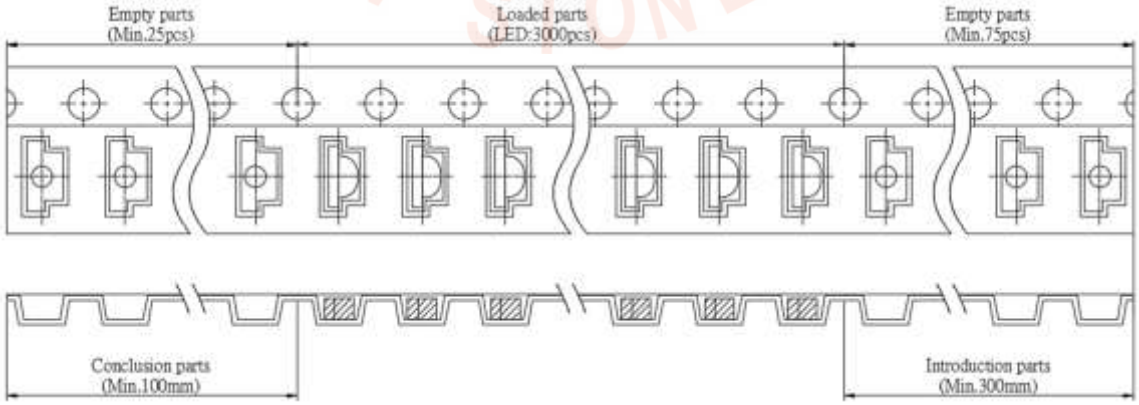

Notes:

1. Empty component pockets are sealed with top cover tape;
2. The maximum number of missing lamps is two;
3. The cathode is oriented towards the tape sprocket hole in accordance with ANSI/EIA RS-481 specifications.
4. 3,000pcs/Reel

3010 Series SMD Chip LED Lamps Packaging Specifications

- **Label Explanation**



CPN: Customer's Product Number
P/N: Product Number
QTY: Packing Quantity
LOT NO: Lot Number
VF: Forward Voltage Rank
IV: Luminous Intensity Rank
WLD: Dom. Wavelength Rank
BIN:BIN Code
DATE: Date Of Dispatch

- **Transportation Packing**

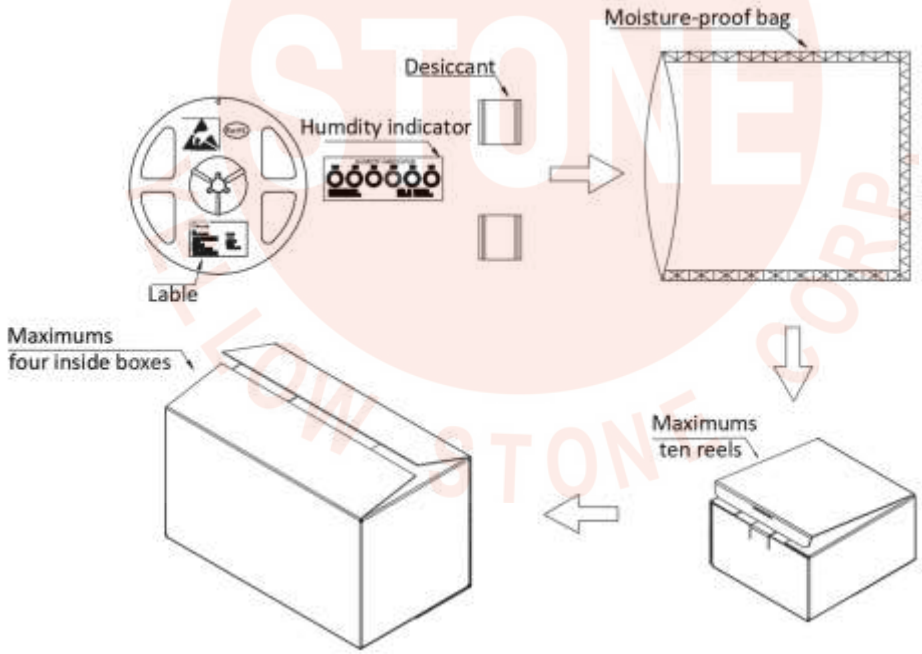

Notes:

Reeled products (numbers of products are 3,000pcs) packed in a seal off moisture-proof bag along with two desiccant one by one, ten moisture-proof bag of maximums packed in an inside box (about size: 240x 220x 120mm) and four inside boxes of maximums are put in the outside box (about size: 460mm x 246mm x 250mm) Together with buffer material, and it is packed. The number of the loading steps of outside box (cardboard box) has it to three steps.