

設計驗證
工程課
2023.10.20
發行
鈺緯科技開發股份有限公司

上海维安电子股份有限公司
Wayon Electronics Co.,Ltd.

客 户 物 料 承 认 书

SPECIFICATION FOR APPROVAL

客户 (Customer)	DIVA LABORATORIES, LTD.			
QISDA PN	TY.6JD10.001			
DIVA PN	3DTWEP3001Y (D0163)			
维安型号 (Way-on P/N)	WEP300RF0603			
页码总数（pages）	共 5 页			
维安 (Way-on）	拟制 Draft	确认(技术部) Checked	确认（质量部） Checked	审核 Approved
	胡亚莉			
日期（Date)	2023.10.08	2023.10.08	2023.10.08	2023.10.08
客户 (Customer)	客户确认 APPROVED FOR CUSTOMER			
	确认 Checked	审核 Approved		批准 authorized
		設計驗證 工程課 2023.10.20 發行		
日期（Date)				

备注：各业务员和尊敬的客户，为了确保产品满足客户的需求，请将该承认书签回以备存档。如客户该产品已下订单视为默认承认已确认，并满足客户需求，特此说明。

Notes:Sales and respected customers, In order to ensure products meet customer's requirement, a signed APPROVAL SHEET shall be expected to be returned for records. Any parts that are ordered by the customer shall be taken as default of acknowledgement and confirmed to meet the customer's requirement.

制造商：上海维安电子股份有限公司
原产地：中国
地址：上海市浦东新区祝桥镇施湾七路 1001 号
No.1001, Shiwan(7) Road, Pudong District, Shanghai, P.R.China
联系方式：
TEL：(+86)-21-68969993 FAX：(+86)-21-68969990
Website: http://www.way-on.com Email: microelec@way-on.com

上海维安电子股份有限公司
Wayon Electronics Co.,Ltd.

更改记录表/ Change record

版次 NO.	制定或更改原因 Change reason	主要更改内容/页数 Change content	更改者 Change by	更改日期 Change date
Ver.A	新版制定		胡亚莉	2023.10.08

WEP300RF0603

Ceramic ESD Protector

Features

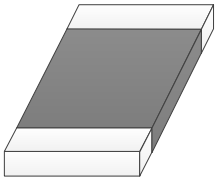

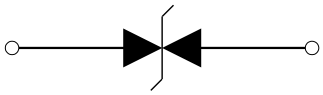

- Ideal ESD protection for high frequency, high speed applications.
- Ultra-low capacitance (0.2pf typical).
- Fast response time (<1ns, 0.5ns typical).
- Very low leakage current, reduces power consumption.
- Bi-directional device for placement flexibility.
- Surface mount design for board space savings.
- Compatible with standard reflow installation procedures.

RoHS

Main Application

WAYON's ESD Protector help protect sensitive electronic equipment against electrostatic discharge (ESD). These devices are best suited for high-speed, high-frequency applications where low capacitance is important. The devices are used to suppress fast-rising ESD transients (as specified in IEC 61000-4-2 and MIL-STD-883C), Assist equipment to pass these standards, while adding virtually no capacitance to the circuit. Typical application including:

- High Speed Data Ports, DVI, HDMI1.3/1.4, USB2.0/3.0, DisplayPort1.0/1.1, e-SATA, IEEE1394.
- Antennas (Cell phone, Satellite Radio, GPS…), Blue Tooth, LED lighting Protection.
- Portable devices, Cellular phone, PDA's, Digital Cameras, Digital Camcorders.
- High Speed Ethernet, DSL Modems, Computers & Peripherals, Printer ports.
- HDTV, Set Top Boxes, DVD Players, A/V Equipment, Multimedia Players.

Electrical Parameters (T=25°C)

Part Number	Working Voltage	Trigger Voltage	Clamping Voltage	Leakage Current	Capacitance
	V_{DC}	V_T	V_C	I_L	C_P
	Max.	Typ.	Typ.	Max.	Typ.
	V	V	V	μA	pF
WEP300RF0603	30	200	30	0.1	0.2

*Trigger voltage measured per IEC61000-4-2 Level4,8KV.

*Capacitance measured at 1MHz.

*Leakage current measured at working voltage.

General Characteristics

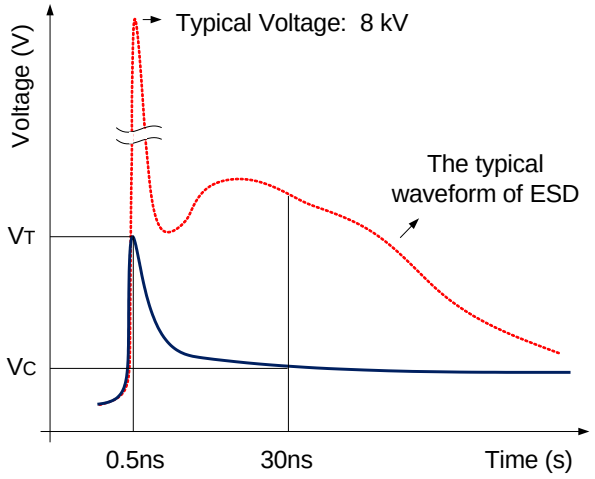

IEC61000-4-2 Standards

Level	First Peak Current (A)	Peak Current at 30 ns (A)	Peak Current at 60 ns (A)	Test Voltage (Contact Discharge) (kV)	Test Voltage (Air Discharge) (kV)
1	7.5	4	2	2	2
2	15	8	4	4	4
3	22.5	12	6	6	8
4	30	16	8	8	15

Operating Temperature Range	-50°C to +125°C
Storage temperature range	-50°C to +125°C
ESD Capability: IEC61000-4-2 Contact Discharge IEC61000-4-2 Air Discharge	 8kV typical 15kV typical

Environmental Specifications

- High Temperature Storage: 125°C，1000 hours without load.
- Temperature Cycle: The temperature cycle shall be repeated for five times，-40°C、30 min，room temperature 1~2 hours，125°C、30 min，room temperature 1~2 hours.
- High Temperature Load：85°C，1000 hours with the maximum allowable voltage.
- Humidity Load：40°C，90 to 95% RH environment，the maximum allowable voltage applied for 1000 hours.
- Low Temperature Storage：-40°C，500 hours without load.

* After being test，all the specimen should be stored at room temperature 1~2 hours，the change of voltage shall be within 10%.

Solder Reflow Recommendations

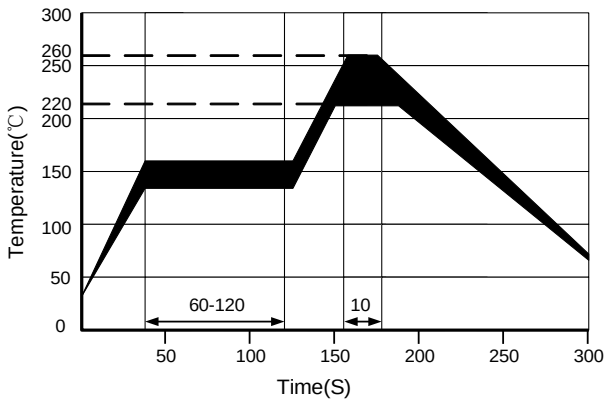

- Recommended reflow methods: IR, vapor phase oven, hot air oven.
- The device can be exposed to a maximum temperature of 260°C for 10 seconds.
- Devices can be cleaned using standard industry methods and solvents.

Notes: If reflow temperatures exceed the recommended profile, devices may not meet the performance requirements.

Product Dimensions

Ref.（mm）	Min.	Max.
D	1.45	1.75
E	0.7	0.9
H		0.9
a	0.2	0.4

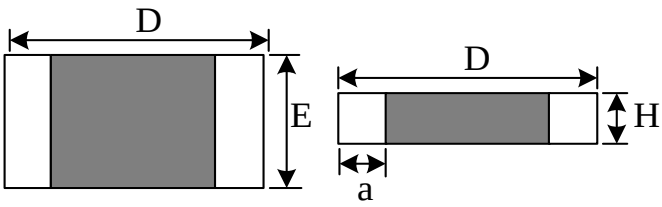

Ref.（mm）	Min.	Max.
W	0.7	1.0
X	0.9	1.2
Y	0.9	1.2
Z	2.7	3.2

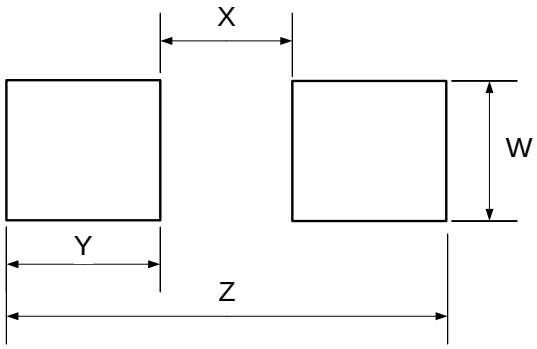

Part Numbering System

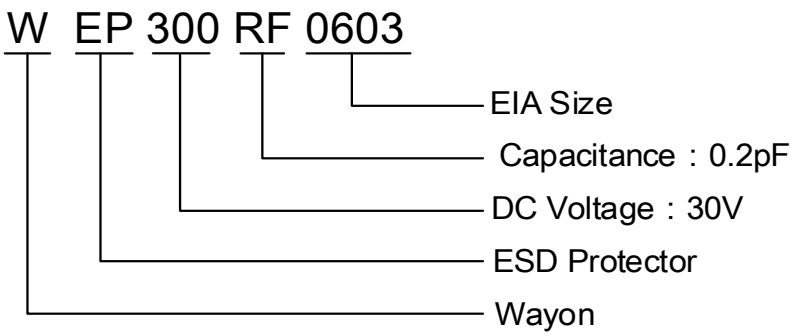



Package Information

Qty：5kpcs/Reel

Contact Information

No.1001, Shiwan(7) Road, Pudong District, Shanghai, P.R.China.201207
Tel: 86-21-68969993 Fax: 86-21-50757680 Email: market@way-on.com
WAYON website: **http://www.way-on.com**
For additional information, please contact your local Sales Representative.

WAYON ® is registered trademarks of Wayon Corporation.

Specifications are subject to change without notice.
The device characteristics and parameters in this data sheet can and do vary in different applications and actual device performance may vary over time.
Users should verify actual device performance in their specific applications.