REV.	DATE	DESCRIPTION	BY	APVD

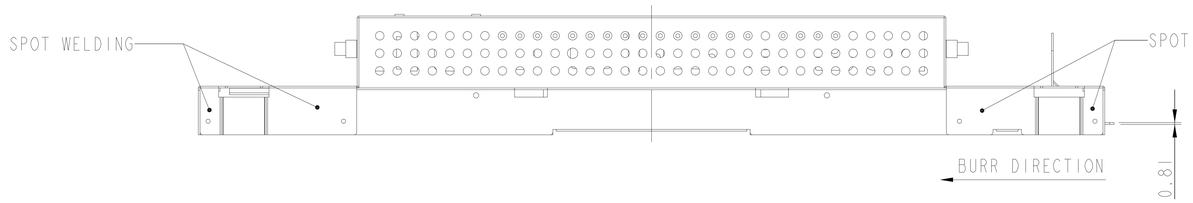

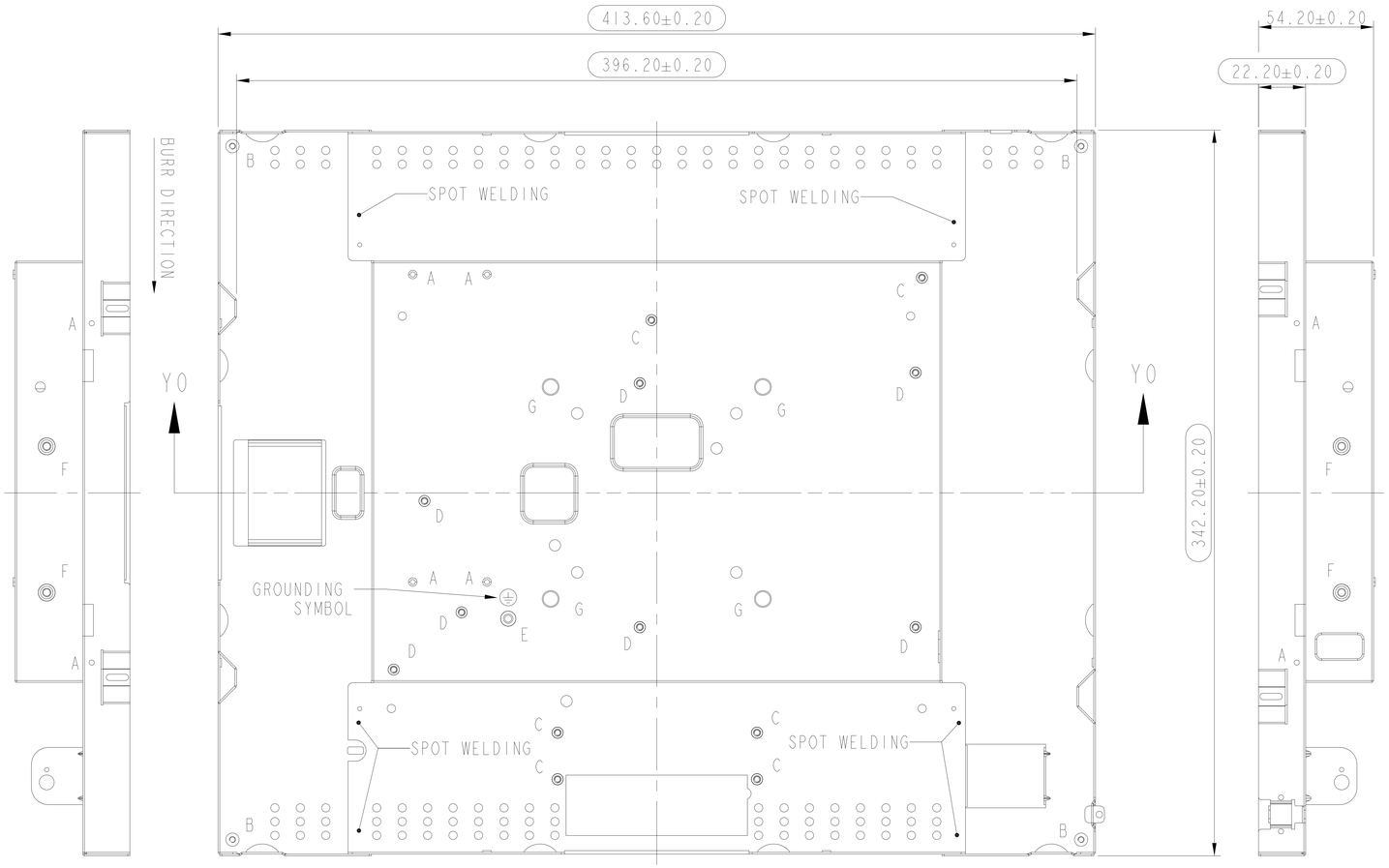

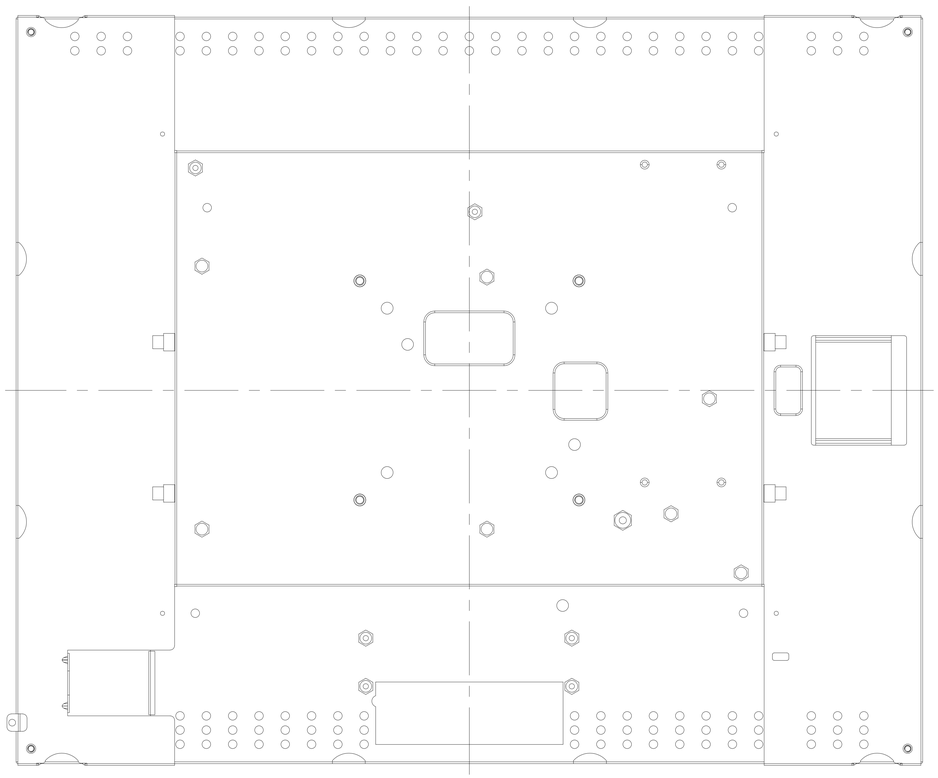

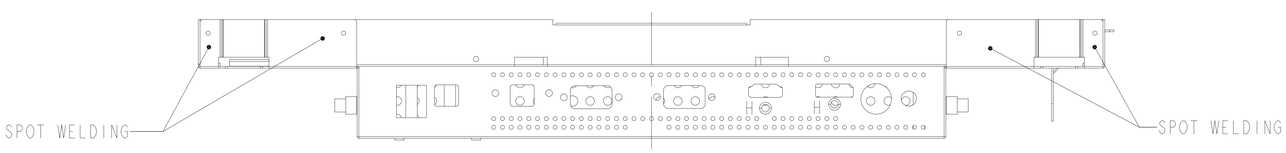

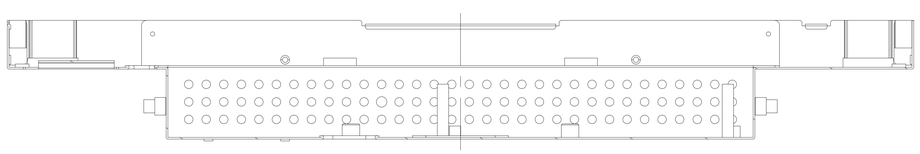

SECTION Y0-Y0

NOTES:
1. MATERIAL: SECC, t=0.81mm.
2. COLOR: NATURE.
3. A: M3 TAPPING(DOWNWARD THREADED HOLE)(x8).
4. B: M3 NUT(SO).(x4).
5. C: M3 STANDOFF(SO) H=6.0mm(x6).
6. D: M3 STANDOFF(BSO) H=25.1mm(x7).
7. E: M4 STANDOFF(SO) H=6.0mm(x1).
8. F: M4 STANDOFF(SO) H=11.0mm(x4).
9. G: M4 NUT(BSO) H=7.0mm(DEEP=6.0mm)(x4).
10. H: ∅3.50 COUNTERSINK HOLE(COUNTERSINK ANGLE 120°)(x2).
11. G: M4 NUT CAN SUPPORT TORQUE > TBD(Nm) / TBD(kgf*m).
12. ALL FLAT HEAD SCREWS(110°) MUST SINK COMPLETELY DO NOT OUTCROP.
13. IQC INSPECTION DOCUMEMNT NO.: QWI-014.

RANGE OF DIMENSION	TOLERANCE CLASS DESIGNATION f	v m	c	THIRD ANGLE PROJECTION	UNITS: mm	SCALE: 1/1	SHEET: 1 OF 1	MODEL NO. PC190465R_RGD
					MATERIAL: SECC, t=0.81	TREATMENT: DEGREASE		
UP TO 30	±0.10	±0.20	±0.50	DSGD by	Ferris Tsai	2024-01-22	PART NAME: MAIN BRACKET (RGD1942A,DC_12V,USB HUB)	
ABOVE 30~120	±0.15	±0.30	±0.80	CHK by				
ABOVE 120~315	±0.20	±0.50	±1.20	APVD by			PART NO.: 3MD159ME080	REV. 0
ABOVE 315~1000	±0.30	±0.80	±2.00	APVD NO.:		3D FILE NAME: 19-MAIN-BKT-RGD_1	DIVA Laboratories ,Ltd.	
ANGLE ±1° (±1.75/100)								