REV.	DESCRIPTION	DATE
A	New Drawing	2013/08/13
B	修正電鍍標準	2024/01/24

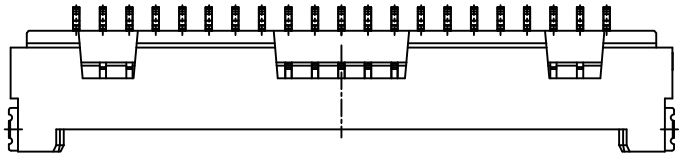

21P-30P

SCALE 0.8:1

Poles	Dimensions (mm)				
	A	B	C	D	E
2	1.25	7.45	3.81	3.13	2.43
3	2.50	8.70	5.06	4.38	3.68
4	3.75	9.95	6.31	5.63	4.93
5	5.00	11.20	7.56	6.88	6.18
6	6.25	12.45	8.81	8.13	7.43
7	7.50	13.70	10.06	9.38	8.68
8	8.75	14.95	11.31	10.63	9.93
9	10.00	16.20	12.56	11.88	11.18
10	11.25	17.45	13.81	13.13	12.43
11	12.50	18.70	15.06	14.38	13.68
12	13.75	19.95	16.31	15.63	14.93
13	15.00	21.20	17.56	16.88	16.18
14	16.25	22.45	18.81	18.13	17.43
15	17.50	23.70	20.06	19.38	18.68
20	23.75	29.95	26.31	25.63	24.93
25	30.00	36.20	32.56	31.88	31.18
30	36.25	42.45	38.81	38.13	37.43

■ Specifications(规格)：

- Voltage rating(额定电压)：150V AC / DC
- Current rating(额定电流)：1A AC / DC
- Withstanding voltage(耐压值)：500V AC/minute
- Temperature range(工作温度)：-25℃~+85℃
- Insulation resistance(绝缘电阻)：≥500MΩ
- Contact resistance(接触电阻)：≤30mΩ
- After environmental testing(环境测试后)：≤40mΩ

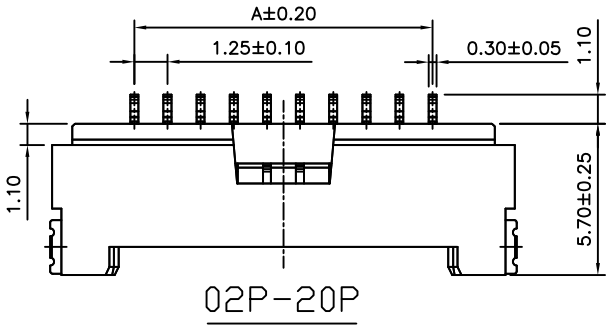

02P-20P

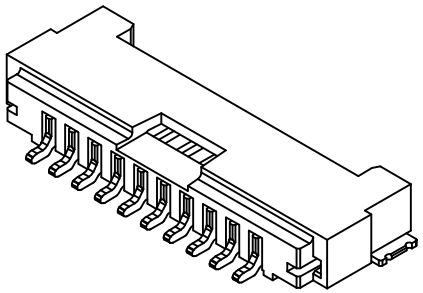

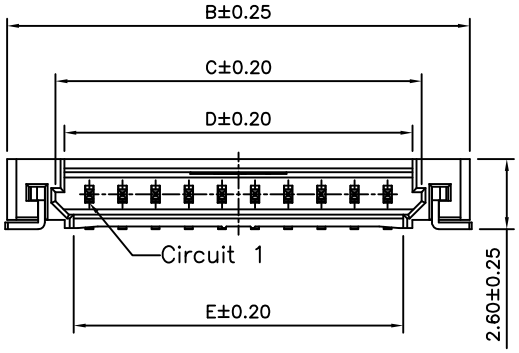

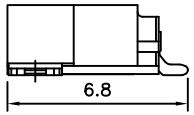

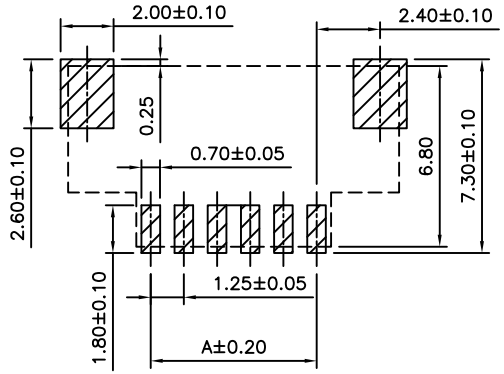

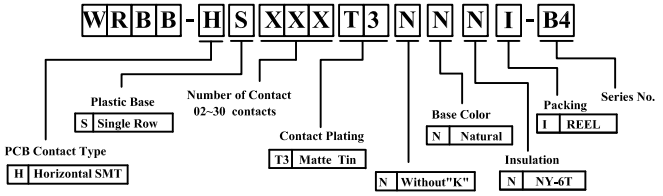

P.C.B LAYOUT

RoHS compliant

竣豪電子股份有限公司 **Superior Tech Co., Ltd.**			General Tolerance	TITLE	WAFER PH1.25 Horizontal SMT NY-6T T2/G1
			X. ± 0.30	DRAWN Tom	DATE 01-24-24' / NO. D076
			.X ± 0.20	CHECK	DATE / PART NO. WRBB-HSXXXT3NNNI-B4
			.XX ± 0.15	APPROVED	DATE / CUSTOMER NO.
REV. B	UNIT mm	SCALE 1:1	.XXX ± 0.1		
			角度 ± 5°		