



設計驗證
工程課
2024-03-26
發行

TAI MOON

PROFESSIONAL MULTILAYER PCB MANUFACTURER

台盟電子股份有限公司
TAI MOON ELECTRONICS CO., LTD
新北市樹林區三龍街155號
NO.155, SANLONG ST., SHULIN DIST., NEW TAIPEI CITY 238, TAIWAN (R.O.C.)
TEL:(02)2688-2199 FAX:(02)2689-8980
Http://www.taimoon.com.tw

承認書

SPECIFICATION FOR APPROVAL

致 TO:	鈺緯科技開發股份有限	公司 COMPANY
客戶品名 CUSTOMER P/N	3PD684F0110 (P0329)	
客戶版本 REVISION:		
台盟料號 TAI MOON P/N:	ST018C24854	

Date: 2024.03.13

Registered CCPL

ACCREDITED® Management Systems Certification Body
ACC NO. MSCB-120

MEMBER OF MULTILATERAL RECOGNITION ARRANGEMENT IAF

客戶確認	業務部	品保部	工程部
設計驗證 工程課 2024-03-26 發行 鈺緯科技開發股份有限公司	[signature]	[signature]	廖伯宗 [signature]

© PLEASE RETURN TO US WITH YOUR APPROVED SIGNATURE WITHIN A WEEK, OR WE ASSUMED THAT IT HAD BEEN APPROVED.

台盟電子股份有限公司

測 試 檢 驗 報 告

Test Inspection Report

項次 ITEM	內　　容 DESCRIPTION	規　　格 SPECIFICATION	結　　果 JUDGEMENT
1	板材 LAMINATE MATERIAL	☒ FR4 NP-140 ☐ ISOLA 370HR	☒合 格(ACC) ☐不合 格(REJECT)
2	板厚 BOARD THICKNESS	☒1.6mm +/-10% ☐ 0.8 mm± 0.08mm	☒合 格(ACC) ☐不合 格(REJECT)
3	內層銅箔厚度 INNER LAYER THICKNESS	☐17.5um ☒ 35um ☐ 70 um ☐ um	☒合 格(ACC) ☐不合 格(REJECT)
4	成品銅箔厚度 OUTER LAYER THICKNESS	☐17.5um ☒ 35 um ☐ 70 um ☐ um	☒合 格(ACC) ☐不合 格(REJECT)
5	孔銅厚度 HOLE WALL COPPER THICKNESS	☒ 0.8 mils(AVG.) ☐ 1.0 mils ☐ mils	☒合 格(ACC) ☐不合 格(REJECT)
6	鍍金厚度 GOLD THICKNESS	2 u"(AVG.)	☒合 格(ACC) ☐不合 格(REJECT)
7	電 測 ELECTRICAL TEST	Max. Test Voltage: 250V Continuity Resistance: 20Ω Isolation Resistance: 10M Ω	☒合 格(ACC) ☐不合 格(REJECT)
8	拉金測試 TAPE TEST	3M(NO.600) TAPE	☒合 格(ACC) ☐不合 格(REJECT)
9	防焊拉力測試 SOLDER MASK TAPE TEST	3M(NO.600) TAPE	☒合 格(ACC) ☐不合 格(REJECT)
10	焊錫性測試 SOLDERABILITY TEST	Temp: 260° deg C Time: 3-5 seconds	☒合 格(ACC) ☐不合 格(REJECT)

台盟電子股份有限公司

外 觀 規 格 報 告

Appearance Item Report

項次 ITEM	內　　容 DESCRIPTION	規　　格 SPECIFICATION	結　　果 JUDGEMENT
1	週期註記 DATE CODE	☒ YY WW ☐ WW YY	☒合 格(ACC) ☐不 合 格(REJECT)
2	商檢標記 UL LOGO	☒ UL LOGO ☐	☒合 格(ACC) ☐不 合 格(REJECT)
3	防　焊 SOLDER MASK	型號(Model)：N/A 顏色(Color)：綠色(Green) 印刷：☒雙面（TWO SIDES） ☐零件面（COMP SIDE） ☐焊錫面（SOLDER SIDE） ☐無防焊（NO S/M）	☒合 格(ACC) ☐不 合 格(REJECT)
4	文　字 SILKSCREEN	顏色☒零件面 Color：白色(White) ☒焊錫面 Color：白色(White) 印刷☒雙面（TWO SIDES） ☐零件面（COMP SIDE） ☐焊錫面（SOLDER SIDE） ☐無文字（NO SILKSCREEN）	☒合 格(ACC) ☐不 合 格(REJECT)
5	表面金屬 SURFACE TREATMENT	☐噴錫　　(H.A.L) ☐鍍全面金（ELECTRO FLASH GOLD） ☒化學金　(IMMERSION GOLD) ☐化學金　μ"& 金手指　μ" （IMMERSION SILVER & PEELABE MASK）	☒合 格(ACC) ☐不 合 格(REJECT)
6	成型方式 FORMING	☒ CNC（MILLING） ☐ 模沖 (PUNCH) ☒ V-CUT REMAINED 0.53 +/- 0.1 MM ☐ 金手指斜邊(BEVELING OF G/F)	☒合 格(ACC) ☐不 合 格(REJECT)

工程確認

Prepared by: 廖伯窈

ZPMV2.E148298
Wiring, Printed - Component

Enhanced searching capability for this category can be found in UL's iQ Family of Databases (iq.ul.com).

Page Bottom

Wiring, Printed - Component

See General Information for Wiring, Printed - Component

TAI MOON ELECTRONICS CO LTD E148298
1ST FL
155 SAN LUNG ST
SHULIN, TAIPEI HSIEN 238 TAIWAN

	Cond Width				Max			Max			
		Min	Cond	SS/	Area	Solder		Oper		Meets	C
	Min	Edge	Thk	DS/	Diam	Limits		Temp	Flame	UL796	T
Type	mm(in)	mm(in)	mic(mil)	DSO	mm(in)	C	sec	C	Class	DSR	I
Multilayer printed wiring boards.											
88	0.1 (0.004)	0.2 (0.008)	17 (0.67) Int:68	DS	76.2 (3.0)	260	10	130	V-0	All	-
88-1	0.20 (0.008)	0.20 (0.008)	17 (0.67) Int:68	DS	76.2 (3.0)	260	10	140	V-0	All	-
88-2	0.20 (0.008)	0.20 (0.008)	17 (0.67) Int:68	DS	76.2 (3.0)	260	10	120	V-0	All	-
Single layer printed wiring boards.											
66	0.1 (0.004)	0.18 (0.007)	16.5 (0.65)	DS	76.2 (3.0)	274	15	130	V-0	All	-

Marking: Company name or trademark , and type designation. May be followed by a suffix to denote factory identification.
Last Updated on 2011-02-25

Questions? Print this page Notice of Disclaimer Page Top

Copyright ?2011 Underwriters Laboratories Inc.®

The appearance of a company's name or product in this database does not in itself assure that products so identified have been manufactured under UL's Follow-Up Service. Only those products bearing the UL Mark should be considered to be Listed and covered under UL's Follow-Up Service. Always look for the Mark on the product.

UL permits the reproduction of the material contained in the Online Certification Directory subject to the following conditions: 1. The Guide Information, Designs and/or Listings (files) must be presented in their entirety and in a non-misleading manner, without any manipulation of the data (or drawings). 2. The statement "Reprinted from the Online Certifications Directory with permission from Underwriters Laboratories Inc." must appear adjacent to the extracted material. In addition, the reprinted material must include a copyright notice in the following format: "Copyright © 2011 Underwriters Laboratories Inc.®"

An independent organization working for a safer world with integrity, precision and knowledge.

CERTIFICATE

特此授予:

台盟電子股份有限公司

238026台灣新北市樹林區三龍街155號及202號

管理體系符合

ISO 9001:2015

驗證範圍

單面、雙面及多層印刷電路板之製造

證書編號: ARES/TW/I2206024Q
證書簽發日期: 2022-06-09
證書有效日期: 2025-06-08

每次監督審核時間與上次現場審核時間間隔不得超過12個月，且必須取得ARES簽發的監督審核通過證明以確保證書有效性。

IAS ACCREDITED Management Systems Certification Body ACC NO. MSCB - 171

MEMBER OF MULTILATERAL RECOGNITION ARRANGEMENT IAF

批准:

Chiou Jiuwen

ARES International Certification Co., Ltd.
No.12-2, Ln. 187, Wenping Rd., Anping Dist., Tainan City 708, Taiwan
TEL / 06-295 9696 (Rep. Line) FAX / 06-295 9667
www.ares-registration.com

CERTIFICATE

特此授予:

台盟電子股份有限公司

238026台灣新北市樹林區三龍街155號及202號

管理體系符合

ISO 14001:2015

驗證範圍

單面、雙面及多層印刷電路板之製造

證書編號: ARES/TW/I2206024E
證書簽發日期: 2022-06-09
證書有效日期: 2025-06-08

每次監督審核時間與上次現場審核時間間隔不得超過12個月，且必須取得ARES簽發的監督審核通過證明以確保證書有效性。

IAS ACCREDITED
Management Systems
Certification Body
ACC NO. MSCB - 171

MEMBER OF MULTILATERAL RECOGNITION ARRANGEMENT IAF

批准:

ARES International Certification Co., Ltd.
No.12-2, Ln. 187, Wenping Rd., Anping Dist., Tainan City 708, Taiwan
TEL / 06-295 9696 (Rep. Line) FAX / 06-295 9667
www.ares-registration.com

PCB: 3PD684F0110 (4 LAYERS) (P0329)

SUPPLIER: TAI MOON

PANEL SIZE: 151.00X 185.00 (1PNL= 1 PCS)

PCS SIZE: 135.00 X 185.00

TOLERANCE: +/-0.2

UNIT: MM

DATE: 2024-03-13

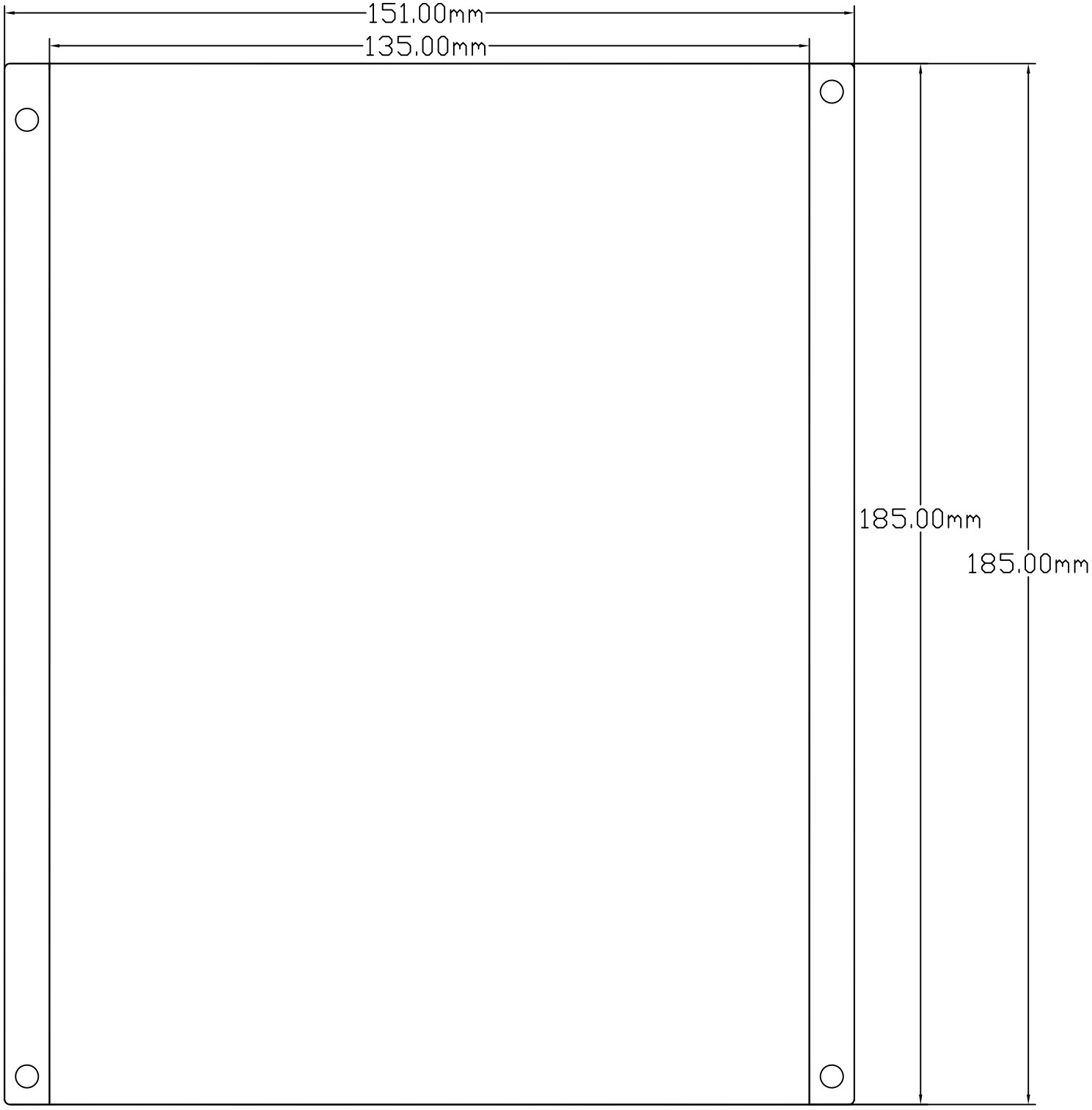

台盟電子股份有限公司 *TAI MOON* Electronics Co., Ltd.
新北市樹林區三龍街 155 號 **No.155, San-Lung ST. Shu Lin City,Taipei Hsien,Taiwan**
TEL:(02)2688-2199 FAX:(02)2689-8980 http://www.taimoon.com.tw ✉**service@ds01.Taimoon.com.tw**

I S O 9 0 0 1 : 2 0 1 5 / 通 過 英 國 標 準 協 會 驗 證 機 構 I A S 驗 證

Microsection Inspection Report

Customer: Date Code:2411

Part Number:3PD684F0110 (P0329)

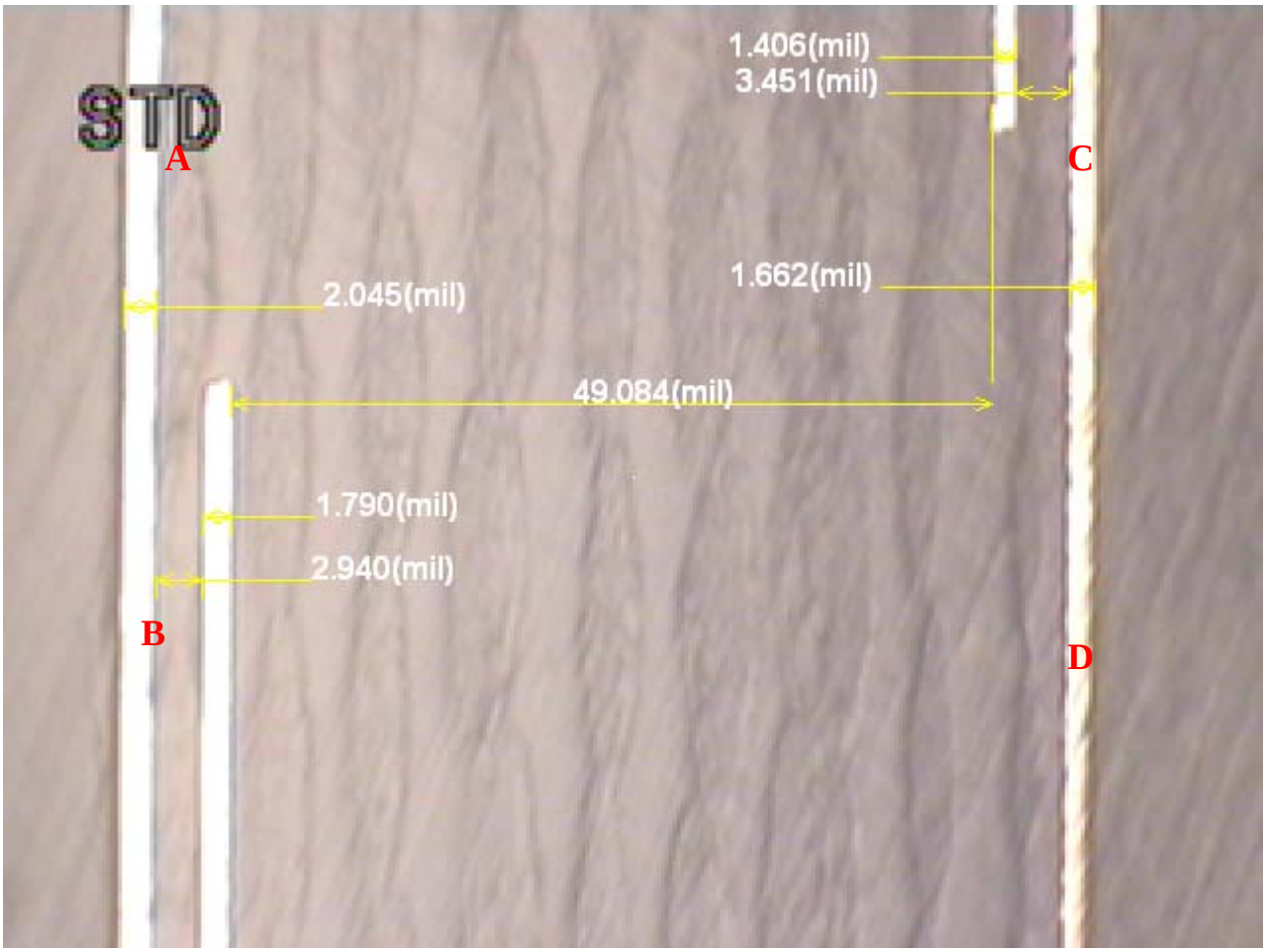

ST018C24854

Approved By：Ling Inspect By：Lu

Customer	3PD684F0110
Board Type	ST018
Part Number	C24
Revision Number	854
Testfile Date	Monday, March 25, 2024 08:20:19
Print Date	Monday, March 25, 2024 14:50:10
Station ID	_TEST STATION 1_
Testfile Path	L:\阻抗\阻抗資料NEW\T018每層都測\樣品\ST018-854\S-0323\ST018-854-90-L1.cif
Datalog File Path	L:\阻抗\阻抗資料NEW\T018每層都測\樣品\ST018-854\S-0323\ST018-854-90-L1.clf

Description	Layer	Result	Average	Max Ohms	Min Ohms	Test To	Date
✓ 90Ω+/-10%	1	Pass	94.88	95.12	94.50	5.700	25/03/24
✓ 90Ω+/-10%	1	Pass	94.98	95.17	94.54	5.700	25/03/24
✓ 90Ω+/-10%	1	Pass	94.80	95.01	94.42	5.700	25/03/24
✓ 90Ω+/-10%	1	Pass	94.63	94.86	94.24	5.700	25/03/24
✓ 90Ω+/-10%	1	Pass	94.86	95.08	94.49	5.700	25/03/24
✓ 90Ω+/-10%	1	Pass	94.64	94.83	94.26	5.700	25/03/24
✓ 90Ω+/-10%	1	Pass	95.80	96.09	95.36	5.700	25/03/24
✓ 90Ω+/-10%	1	Pass	94.73	94.99	94.30	5.700	25/03/24
✓ 90Ω+/-10%	1	Pass	94.89	95.13	94.48	5.700	25/03/24
✓ 90Ω+/-10%	1	Pass	94.68	94.91	94.29	5.700	25/03/24

Customer	3PD684F0110
Board Type	ST018
Part Number	C24
Revision Number	854
Testfile Date	Monday, March 25, 2024 08:21:30
Print Date	Monday, March 25, 2024 14:50:56
Station ID	_TEST STATION 1_
Testfile Path	L:\阻抗\阻抗資料NEW\T018每層都測\樣品\ST018-854\S-0323\ST018-854-100-L4.cif
Datalog File Path	L:\阻抗\阻抗資料NEW\T018每層都測\樣品\ST018-854\S-0323\ST018-854-100-L4.clf

Description	Layer	Result	Average	Max Ohms	Min Ohms	Test To	Date
✓ 100Ω+/-10%	4	Pass	99.80	100.03	99.43	2.850	25/03/24
✓ 100Ω+/-10%	4	Pass	100.07	100.37	99.72	2.850	25/03/24
✓ 100Ω+/-10%	4	Pass	99.86	100.11	99.41	2.850	25/03/24
✓ 100Ω+/-10%	4	Pass	99.87	100.09	99.46	2.850	25/03/24
✓ 100Ω+/-10%	4	Pass	99.70	99.89	99.30	2.850	25/03/24
✓ 100Ω+/-10%	4	Pass	99.68	99.92	99.31	2.850	25/03/24
✓ 100Ω+/-10%	4	Pass	99.80	100.01	99.50	2.850	25/03/24
✓ 100Ω+/-10%	4	Pass	99.84	100.09	99.55	2.850	25/03/24
✓ 100Ω+/-10%	4	Pass	99.80	100.03	99.41	2.850	25/03/24
✓ 100Ω+/-10%	4	Pass	99.81	100.06	99.46	2.850	25/03/24

Customer	3PD684F0110
Board Type	ST018
Part Number	C24
Revision Number	854
Testfile Date	Monday, March 25, 2024 08:20:54
Print Date	Monday, March 25, 2024 14:50:30
Station ID	_TEST STATION 1_
Testfile Path	L:\阻抗\阻抗資料NEW\T018每層都測\樣品\ST018-854\S-0323\ST018-854-100-L1.cif
Datalog File Path	L:\阻抗\阻抗資料NEW\T018每層都測\樣品\ST018-854\S-0323\ST018-854-100-L1.clf

Description	Layer	Result	Average	Max Ohms	Min Ohms	Test To	Date
✓ 100Ω+/-10%	1	Pass	95.50	95.84	95.27	4.275	25/03/24
✓ 100Ω+/-10%	1	Pass	95.23	95.40	95.12	4.275	25/03/24
✓ 100Ω+/-10%	1	Pass	95.28	95.42	95.09	4.275	25/03/24
✓ 100Ω+/-10%	1	Pass	95.33	95.58	95.15	4.275	25/03/24
✓ 100Ω+/-10%	1	Pass	95.23	95.43	94.99	4.275	25/03/24
✓ 100Ω+/-10%	1	Pass	95.21	95.41	95.09	4.275	25/03/24
✓ 100Ω+/-10%	1	Pass	95.22	95.47	95.04	4.275	25/03/24
✓ 100Ω+/-10%	1	Pass	95.29	95.46	95.13	4.275	25/03/24
✓ 100Ω+/-10%	1	Pass	95.40	95.58	95.29	4.275	25/03/24
✓ 100Ω+/-10%	1	Pass	95.24	95.41	95.06	4.275	25/03/24

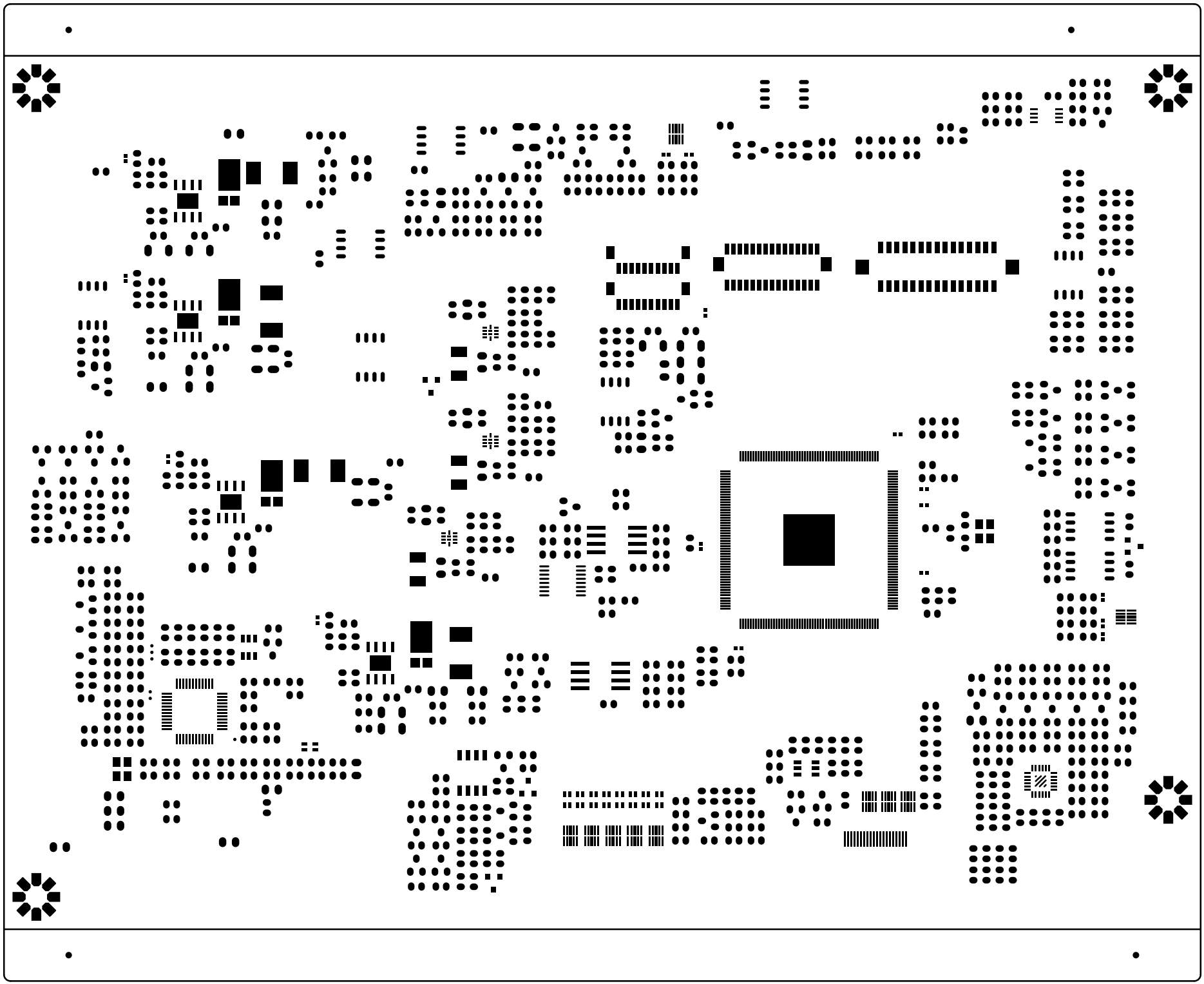

ST018C24854

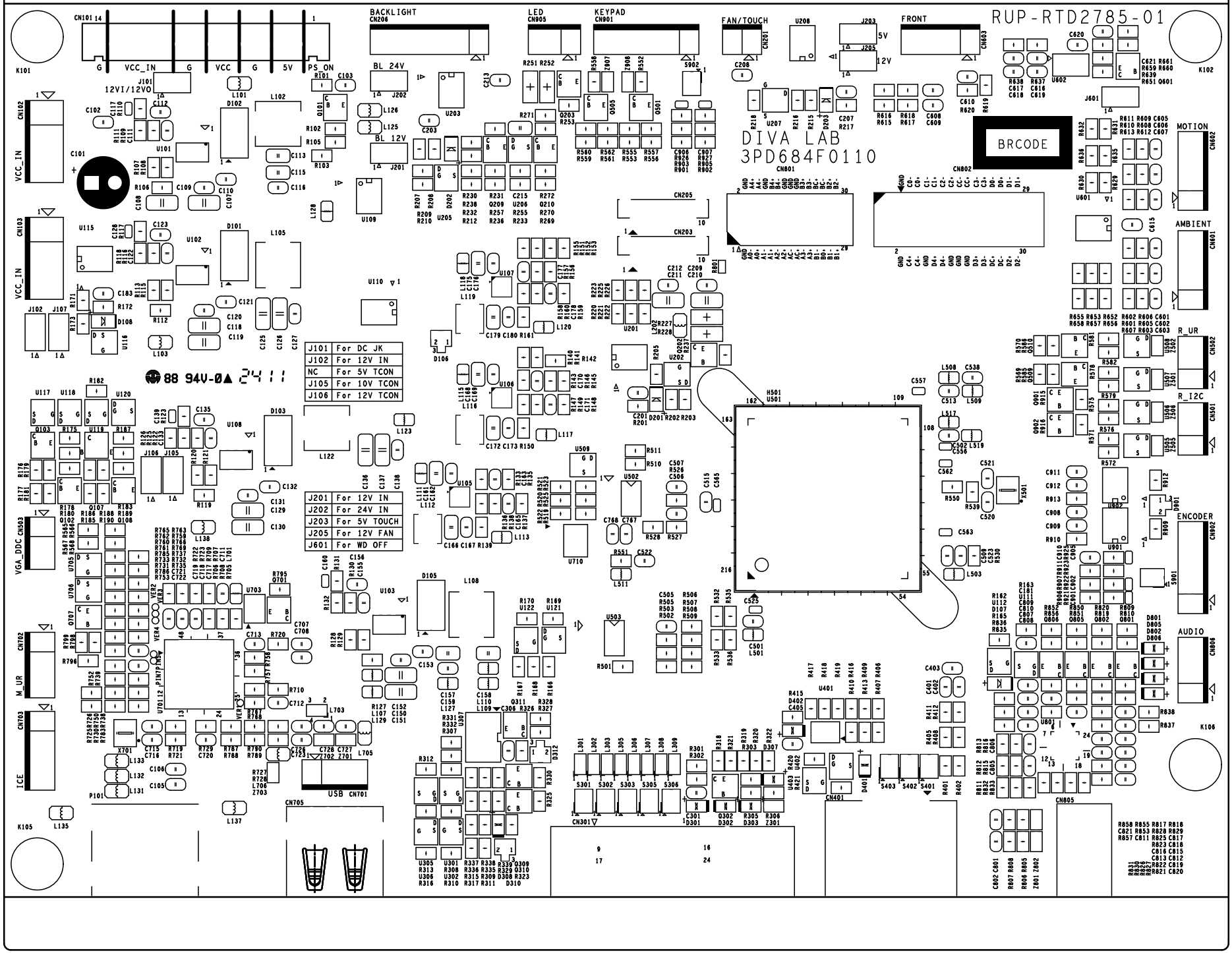

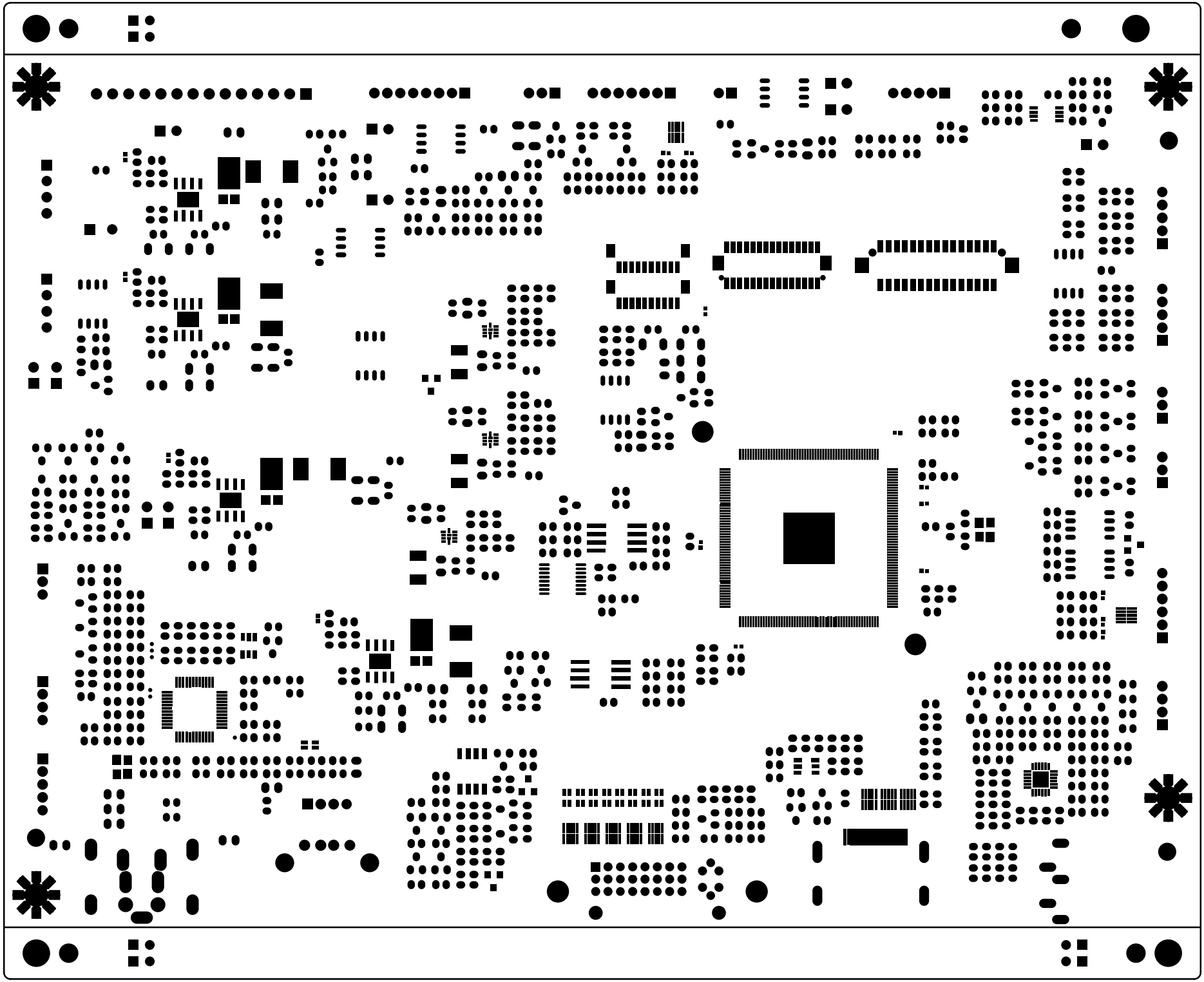


L1 90OHM 5/4.5/5MIL
L1 100OHM 4/4/4MIL



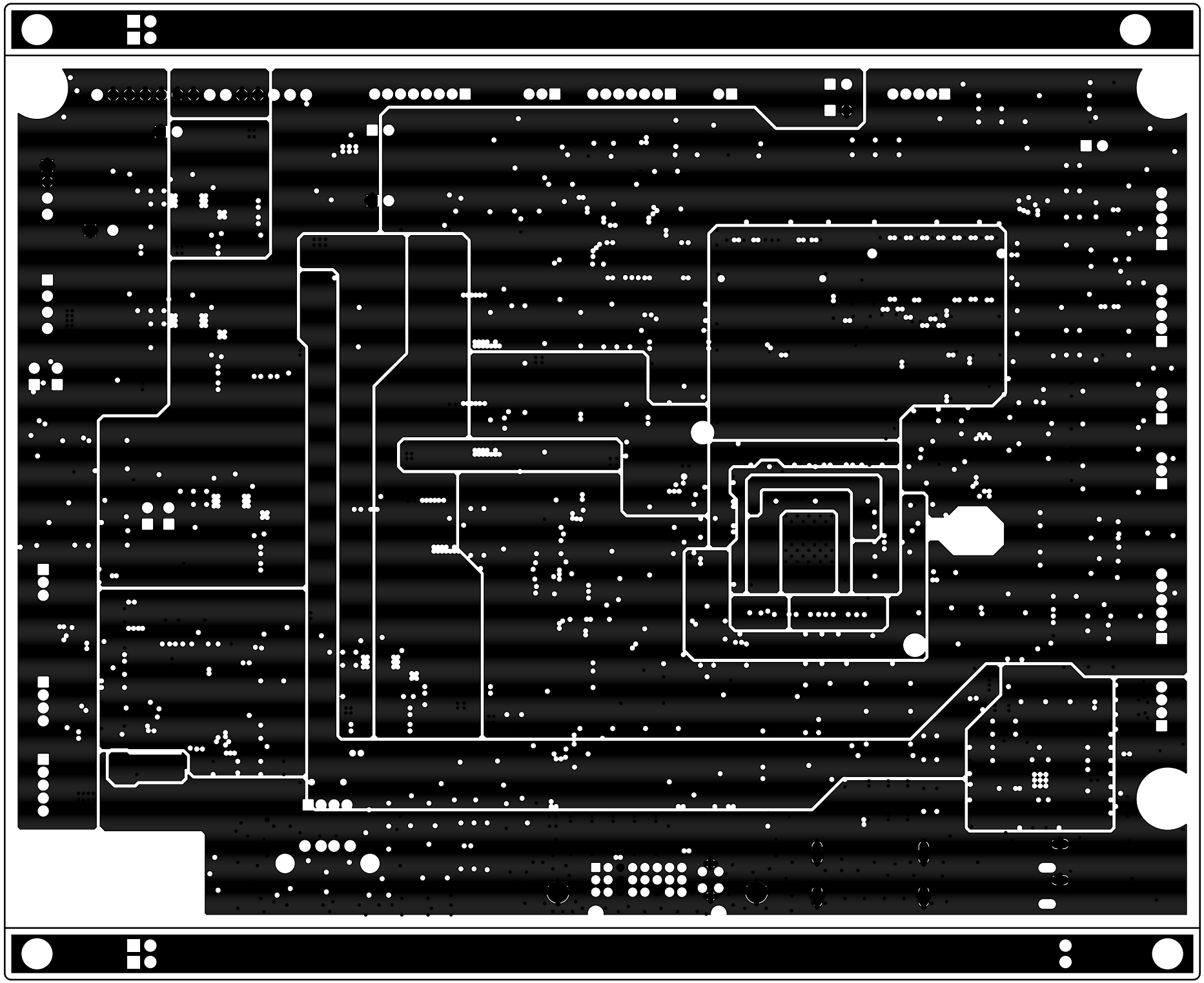

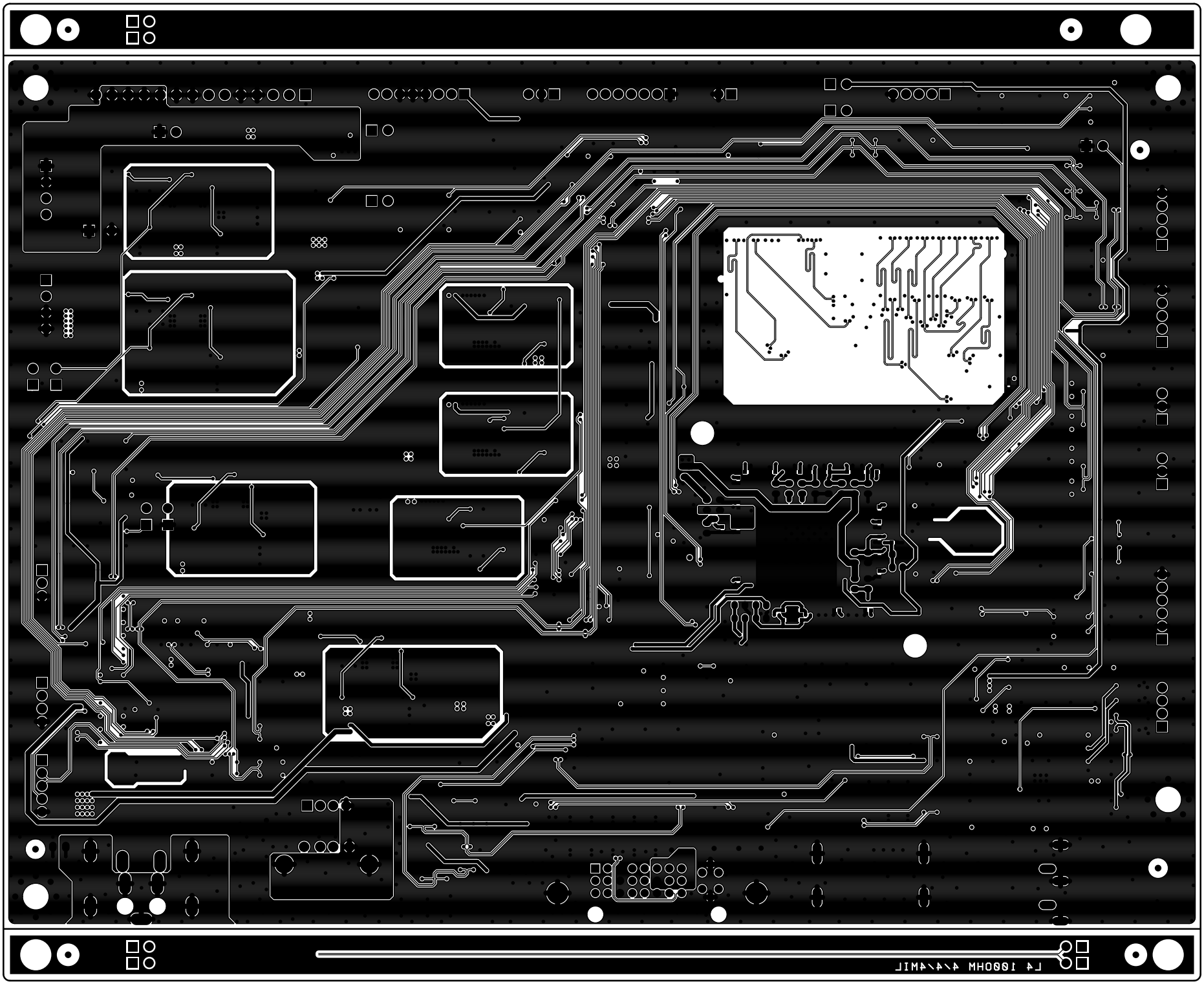
L4 100OHM 4/4/4MIL

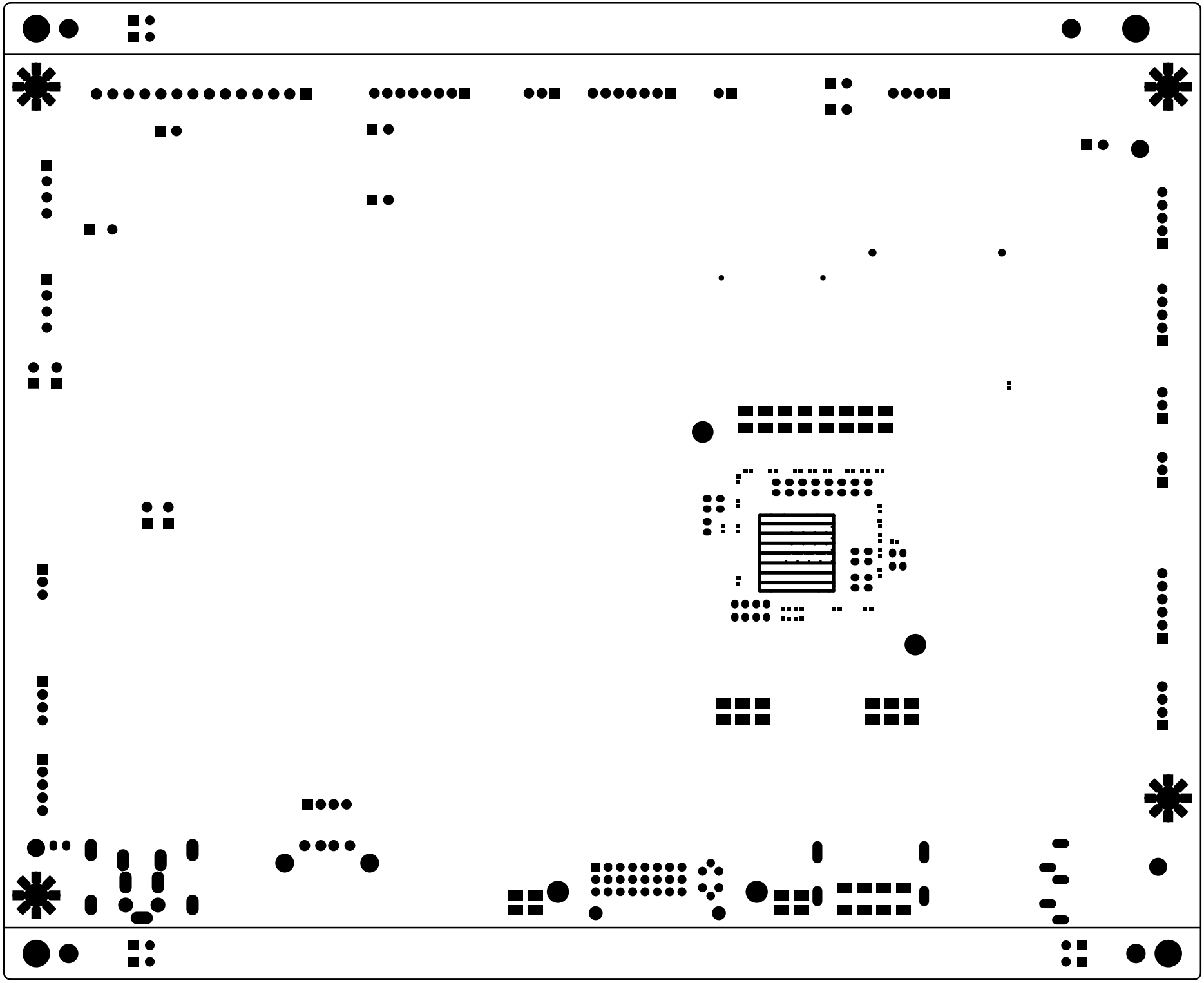

GND
VCC
VCC
VCC
VCC
GND
GND
12V
12V
GND
GND
5V
5V
5V_ON
PWM_FAN
PWM
GND
GND
GND
VCC
VCC
VCC
MAGNET
GND
MAGNET
MAGNET
HC
DOWN
UP
MENU
GND
5V
GND
INT
SDA
SCL
VCC
GND
INT
SDA
SCL
VCC
GND
INT
SDA
SCL
VCC
TX
GND
RX
SDA
GND
SCL
GND
DOWN
COM
UP
GND
MENU
R+
R-
L-
L+
5V
TX
RX
GND
5V
CLK
DAT
RST
GND
VBUS
D+
D-
GND
L138
GND
INR
GND
INL
GND
SW8
C210
C201
C215
C218
R212
R210
C216
C221
C225
C231
C220
C222
C200
C233
C232
C230
C250
C251
C252
C253
C254
C255
C256
C257
C258
C259
C260
C261
C262
C263
C264
C265
C266
C267
C268
C269
C270
C271
C272
C273
C274
C275
C276
C277
C278
C279
C280
C281
C282
C283
C284
C285
C286
C287
C288
C289





UNIT: MM

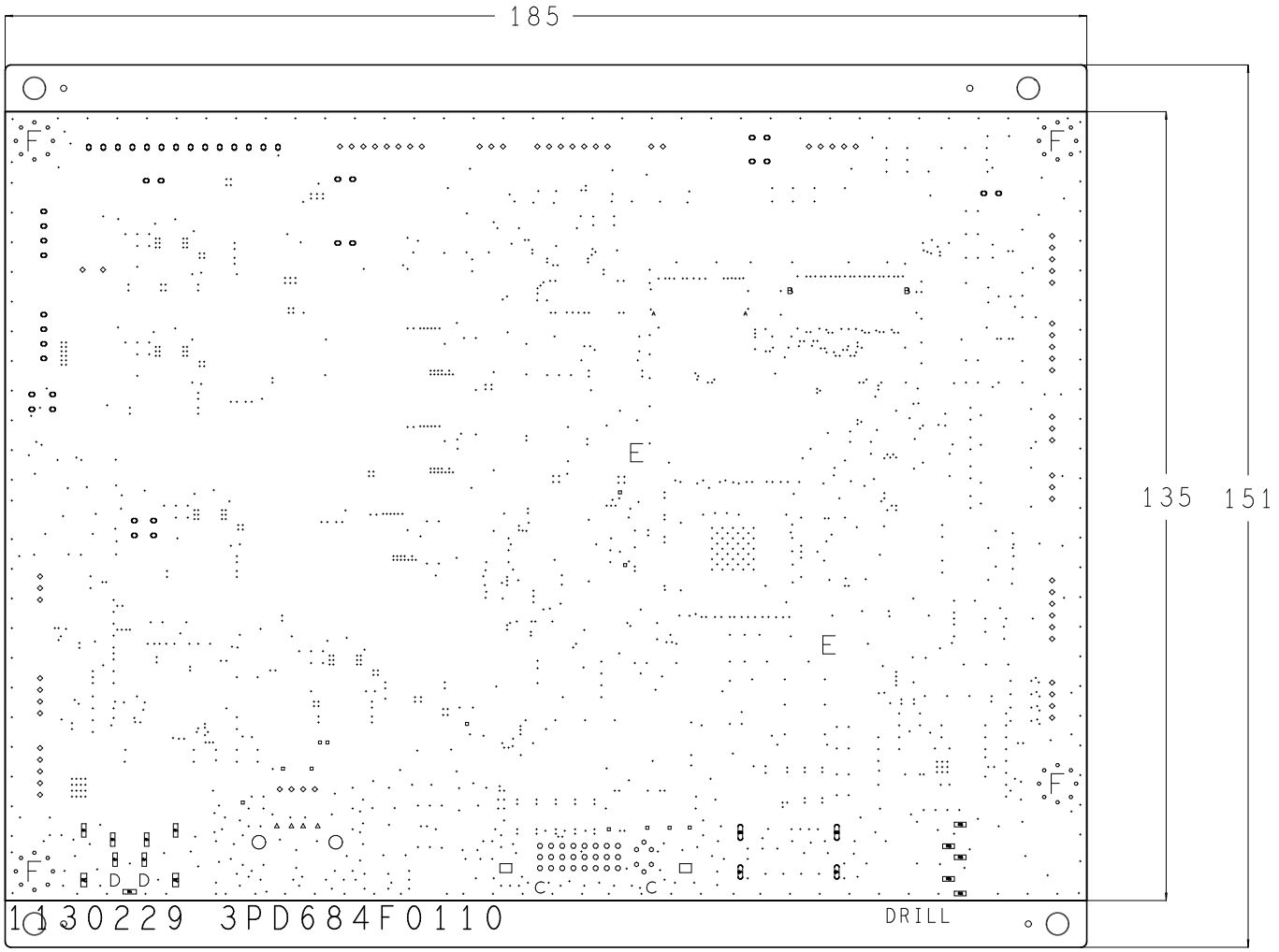

DRILL CHART: TOP to BOTTOM			
ALL UNITS ARE IN MILS			
FIGURE	FINISHED_SIZE	PLATED	QTY
·	10.0	PLATED	1639
▫	20.0	PLATED	12
◦	24.0	PLATED	32
◦	30.0	PLATED	6
○	32.0	PLATED	24
◇	35.0	PLATED	69
△	36.0	PLATED	4
○	37.0	PLATED	28
○	39.0	PLATED	14
□	80.0	PLATED	2
○	91.0	PLATED	2
A	24.0	NON-PLATED	2
B	39.02	NON-PLATED	2
C	75.0	NON-PLATED	2
D	80.0	NON-PLATED	2
E	122.0	NON-PLATED	2
F	134.0	NON-PLATED	4
▭	79.0x31.0	PLATED	5
▭	90.0x30.0	PLATED	1
▯	90.0x30.0	PLATED	6
▯	90.0x40.0	PLATED	2
▯	94.0x31.0	PLATED	2
▯	106.0x31.0	PLATED	2