TXC CORPORATION

www.txccorp.com

SPECIFICATION FOR APPROVAL

CUSTOMER	:	
PRODUCT TYPE	:	SMD SEAM SEALING X'TAL 3.2×2.5
NOMINAL FREQ.	:	12.000000MHz
TXC P/N	:	7M12000062
REVISION	:	S1
CUSTOMER P/N	:	
PM / SALES	:	
DATE	:	

CUSTOMER SIGNATURE & Date

(1) TXC requires one copy returned with signature and title of authorized individual that signifies acceptance of the attached specifications.

(2) Orders received and accepted by TXC after return of signed copy of specification will be produced per these specifications.

(3) Any changes to these specifications must be agreed upon by both parties and new revision of the Product Specification Sheet will be issued.

(4) Any issuance of purchase order prior to consigning back the Approval page of "Specification Sheets" from customers will be regarded as the agreement on the contents of these specifications.

MSL:Level 1
RoHS Compliant

TXC confidential and proprietary document

TXC CORPORATION

www.txccorp.com

PRODUCT SPECIFICATION SHEET

PRODUCT TYPE	:	SMD SEAM SEALING X'TAL 3.2×2.5
NOMINAL FREQ.	:	12.000000MHz
TXC P/N	:	7M12000062
REVISION	:	S1

PE/RD	QA	MFG
Robin Huang		
6-Feb-18		

NOTE:

(1)The green product standard set by TXC is based upon the international standards. Related information is publicly described on the TXC's Website, and updated regularly. The document is compliant with the latest green product quality system directives at the time.

(2)Revision "Sx" is for engineering samples only. PE/RD's approval required.

(3)Revision "Ax" is production ready. PE, QA and MFG's approval required

MSL:Level 1
RoHS Compliant

TXC confidential and proprietary document

Rev	Revise page	Revise contents	Date	Ref.No.	Reviser
S1	N/A	Initial released	6-Feb-18	N/A	Xiaoyan Jiang

TXC confidential and proprietary document

Spec Sheet Contents

No.	Content	Page
1	ELECTRICAL SPECIFICATIONS	P.3
2	DIMENSIONS	P.4
3	MARKING	P.4
4	FACTORY LOCATION	P.4
5	SUGGESTED REFLOW PROFILE& MANUAL SOLDER CONDITION	P.4
6	STRUCTURE ILLUSTRATION	P.5
7	EMBOSS CARRIER TAPE & REEL	P.6
8	PACKING	P.7
9	RELIABILITY SPECIFICATIONS	P.8～9

TXC confidential and proprietary document

■ ELECTRICAL SPECIFICATIONS

Standard atmospheric conditions

Unless otherwise specified, the standard range of atmospheric conditions for making measurement and tests are as follow:

Ambient temperature : 25±5℃

Relative humidity : 40%~70%

If there is any doubt about the results, measurement shall be made within the following limits:

Ambient temperature : 25±3℃

Relative humidity : 40%~70%

Measure equipment

Electrical characteristics measured by S&A250B or equivalent.

Crystal cutting type

The crystal is using AT CUT (thickness shear mode).

Unit Weight:

0.018±0.001 g/pcs

	Parameters	Symbol	Electrical Spec.				Notes
			Min.	Typ.	Max.	Units	
1	Nominal Frequency	FL		12.000000		MHz	-
2	Oscillation Mode	-		Fundamental		-	-
3	Load Capacitance	CL		20		pF	-
4	Frequency Tolerance	-		±10		ppm	at 25 ℃ ± 2 ℃
5	Frequency Stability	-		±30		ppm	Over Operating Temp. Range (Reference 25℃)
6	Operating Temperature	-	-40	~	105	℃	-
7	Aging	-		±1		ppm	1st Year
8	Drive Level	DL	-	10	-	μW	-
9	Effective Resistance Rr	Rr	-	-	150	Ω	-
10	Shunt Capacitance C0	C0	-	-	3	pF	-
11	Insulation Resistance	-	500	-	-	MΩ	at DC 100V
12	Storage Temperature Range	-	-55	~	125	℃	-

TXC confidential and proprietary document

■ DIMENSIONS

(Unit:mm)

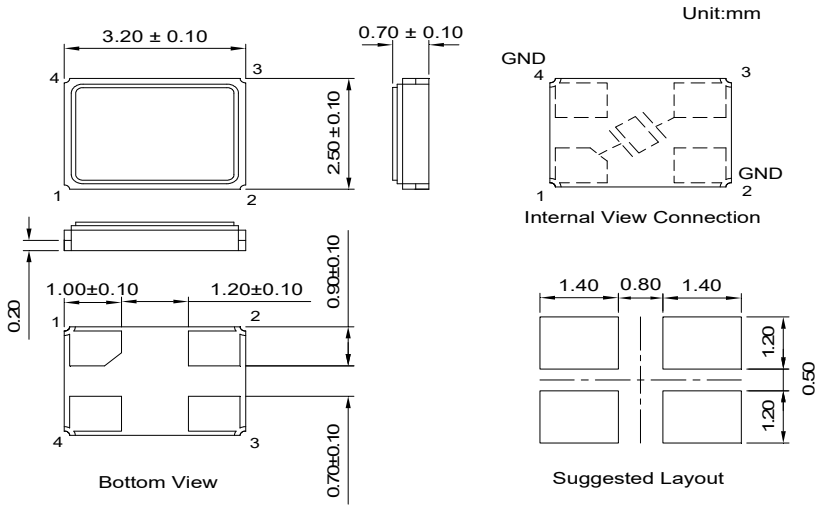

*Coplanarity of solderable areas Camber 0.10 mm Max

■ MARKING

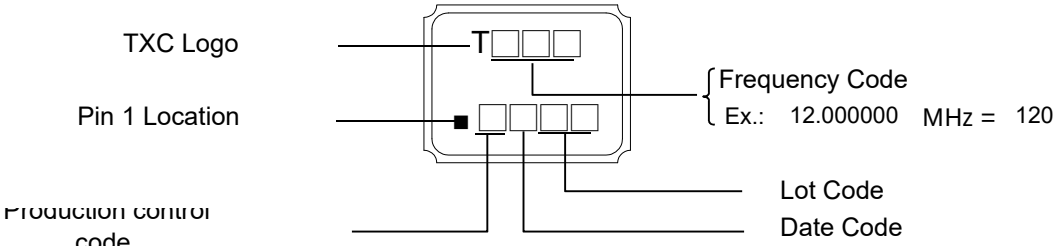

Date Code:

YEAR \ MONTH	JAN	FEB	MAR	APR	MAY	JUN	JUL	AUG	SEP	OCT	NOV	DEC
2005 2009 2013 2017 2021	A	B	C	D	E	F	G	H	J	K	L	M
2006 2010 2014 2018 2022	N	P	Q	R	S	T	U	V	W	X	Y	Z
2007 2011 2015 2019 2023	a	b	c	d	e	f	g	h	j	k	l	m
2008 2012 2016 2020 2024	n	p	q	r	s	t	u	v	w	x	y	z

*This date code will be cycled every four years

Production Location:Taiwan, China(Ningbo), China(Chungking).

■ SUGGESTED REFLOW PROFILE

Solder melting point :220±10 ℃, 60 sec. Min.

Peak Temperature: 260 ± 5 ℃, 10 sec. Max.

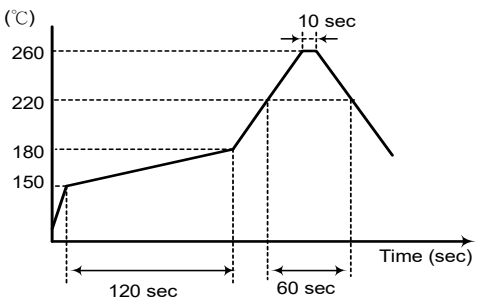

■ SUGGESTED MANUAL SOLDER CONDITION

Temperature: 350 ± 10 ℃

Time: 3 sec.

Re-solder times: twice

TXC confidential and proprietary document

STRUCTURE ILLUSTRATION

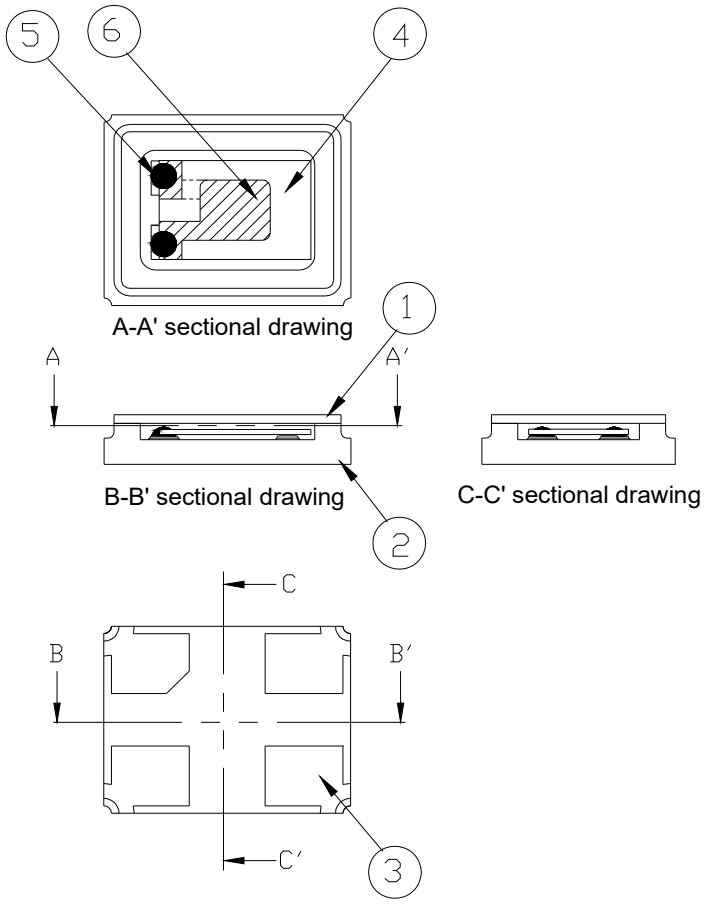

NO	COMPONENTS	MATERIALS	FINISH/SPECIFICATIONS
1	Lid	Kovar (Fe/Co/Ni)	-
2	Package	Ceramic (Al2O3) + Kovar (Fe/Co/Ni)+ Ag/Cu	-
3	PAD	Au	Tungsten metalize + Ni plating + Au plating
4	Crystal blank	SiO_2	-
5	Conductive adhesive	Resin+Ag	-
6	Electrode	Noble Metal	-

TXC confidential and proprietary document

■ EMBOSS CARRIER TAPE & REEL

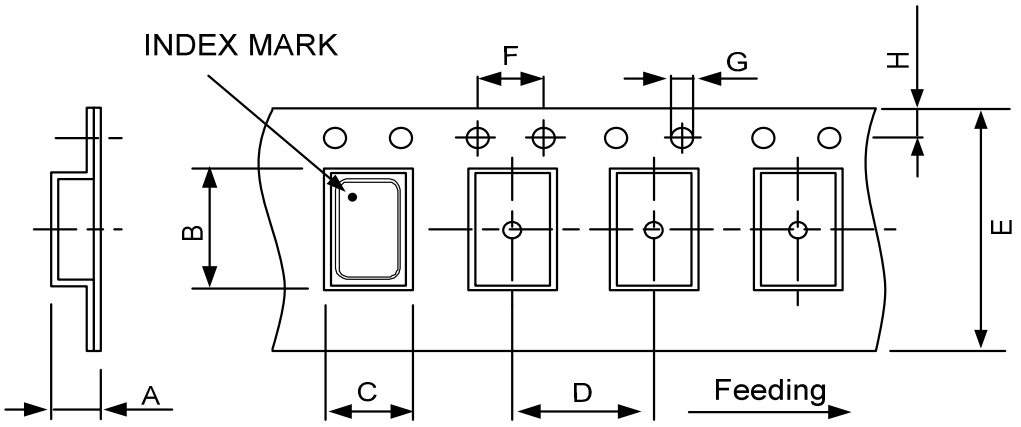

DIMENSIONS	A	B	C	D	E	F	G	H	
	1.65±0.10	3.40±0.10	2.70±0.10	4.00±0.10	8.00±0.20	4.00±0.10	1.55±0.10	1.75±0.10	(UNIT：mm)

REMARK :

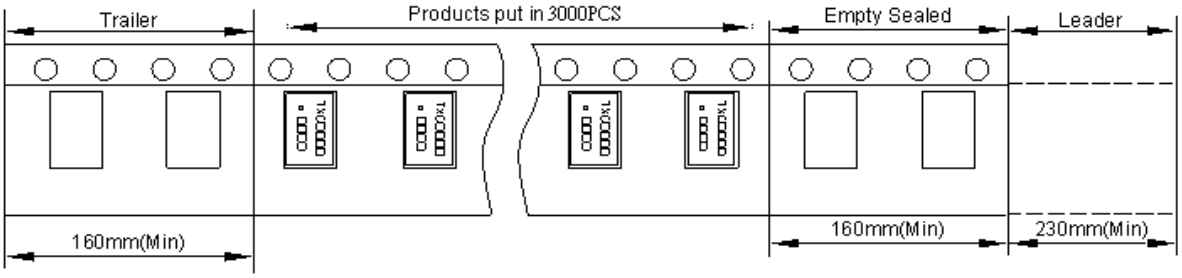

User direction of feed

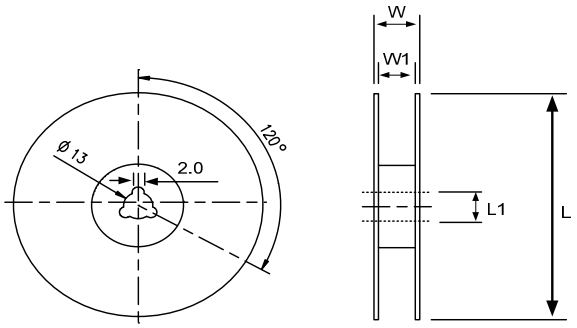

DIMENSIONS	L	L1	W	W1	
	178±1.00	13±0.50	11.5±0.20	8±0.10	(UNIT：mm)

TXC confidential and proprietary document

■ PACKING

Reel Quantity :
1. Reel X 6 (6 Reels)
2. Reel X 12 (12 Reels)
3. Reel X 25 (12 Reels + 13 Reels)
4. Reel X 50 (12 Reelsx2 + 13 Reelsx2)

Box Size:
1. L200 X W200 X H140mm
2. L200 X W200 X H250mm
3. L400 X W200 X H250mm
4. L400 X W400 X H280mm

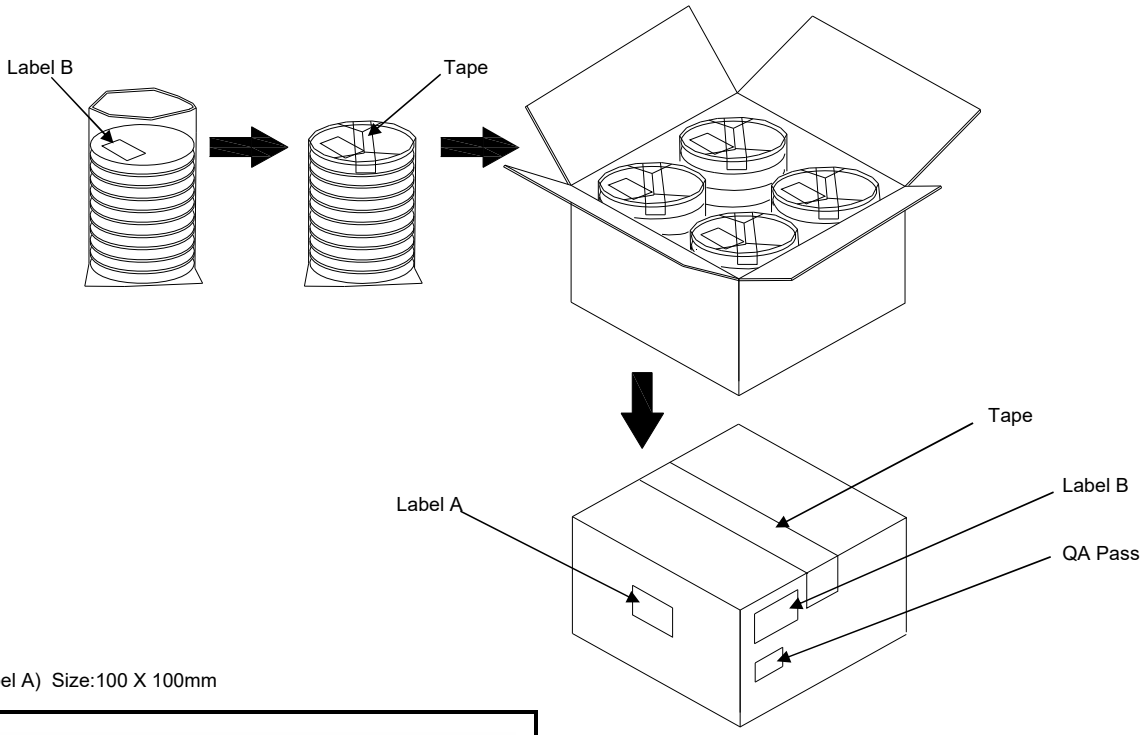

(Label A) Size:100 X 100mm

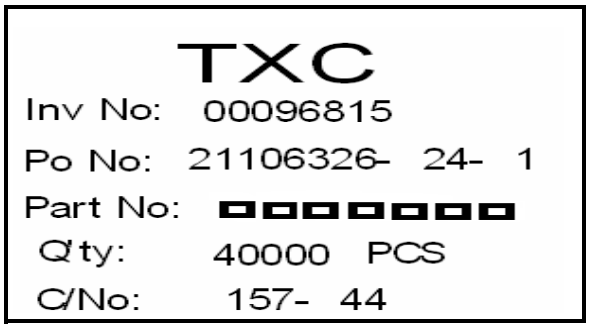

(Lable B) Size:80 X 40mm

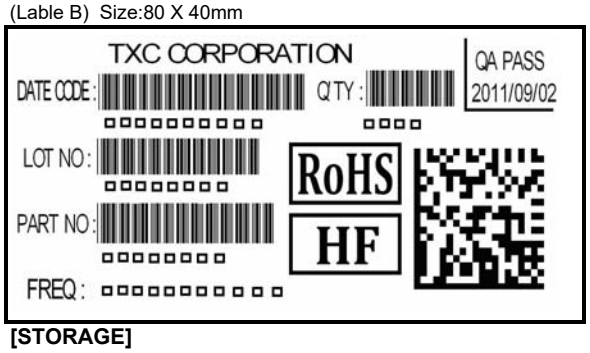

[STORAGE]

1.Don't be caught in the rain.

2.The storage environment shall be 5℃ ~40℃ temperature and 30% ~ 75%RH humidity and free from the sun shine.

3.If customers have special requirements, we can paste labels according to it.

TXC confidential and proprietary document

■ RELIABILITY SPECIFICATIONS

1.Mechanical Endurance

No.	Test Item	Test Methods		Test Criteria
1.1	Drop Test	150 cm height,3 times on concrete floor .		A . C
1.2	Mechanical Shock	Device are shocked to half sine wave (1000 G) three mutually perpendicular axes each 3 times. 0.5 ms duration time		A . C
1.3	Vibration	Frequency range Amplitude Sweep time Perpendicular axes each test time	10 ~ 2000 Hz 1.52 mm/20G 20 minutes 4 Hrs (Total test time 12 Hrs)	A . C
1.4	Solderability	Temperature Immersing depth Immersion time Flux	245 ℃ ± 5℃ 0.5 mm minimum 5 ± 1 seconds Rosin resin methyl alcohol solvent (1 : 4)	E

2.Environmental Endurance

No.	Test Item	Test Methods		Test Criteria
2.1	Resistance To Soldering Heat	Pre-heat temperature Pre-heat time Test temperature Test time	125 ℃ 60 ~ 120 sec. 260 ± 5 ℃ 10 ± 1 sec.	B . C . D
2.2	High Temp. Storage	+ 125 ℃ ± 3 ℃ for 500 ± 12 Hrs		B . C . D
2.3	Low Temp. Storage	- 40 ℃ ± 3 ℃ for 500 ± 12 Hrs		B . C . D
2.4	Temperature cycle	Total 100 cycles of the following temperature cycle 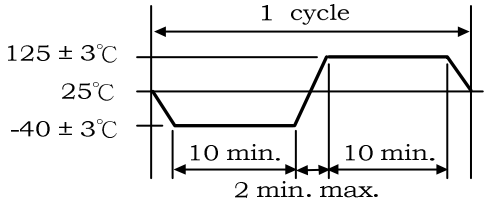		B . C . D
2.5	High Temp&Humidity	85℃ ± 3℃ , RH 85% , 500 Hrs		B . C . D

TXC confidential and proprietary document

RELIABILITY SPECIFICATIONS

	Specifications
A	Frequency change: Within ±5ppm or in customer's specification.
B	Frequency change: Within ±10ppm or in customer's specification.
C	Equivalent series resistance(E.S.R) change: Within ±15% or 10Ω(larger value).
D	After conditioning , quartz crystal units shall be subjected to standard atmospheric conditions for 2 hour, and measured.
E	Minimum 95% of immersed terminal shall be covered with new uniform solder.

Measurement condition

Electrical characteristics measured by S&A250B or equivalent.

TXC confidential and proprietary document