

設計驗證
工程課
2024-04-26
發行
鈺鋒科技開發股份有限公司

RoHS & Halogen Free & REACH Compliance.

SPECIFICATION FOR APPROVAL

Customer：	鈺緯科技開發股份有限公司
Customer P/N:	**QISDA PN: TY.6HD10.002** **DIVA PN: 3LFBC00681Y** (L0193)
Drawing No：	
Quantity：	**1 Pcs. Date： 2024/04/24**
Chilisin P/N：	**BBHV00160808100Y00**

SPECIFICATION ACCEPTED BY:	
COMPONENT ENGINEER	
ELECTRICAL ENGINEER	設計驗證 工程課 2024-04-26 發行 鈺緯科技開發股份有限公司
MECHANICAL ENGINEER	
APPROVED	
REJECTED	

奇力新電子股份有限公司
Chilisin Electronics Corp
No. 29, Alley 301, Tehhsin Rd.,
Hukou,Hsinchu 303, Taiwan
TEL：+886-3- 599-2646
FAX：+886-3- 599-9176
E-mail：sales@chilisin.com
http：//www.chilisin.com

東莞奇力新電子(東莞廠)有限公司
Chilisin Electronics (Dongguan) Co., Ltd.
No. 78, Puxing Rd., Yuliangwei Administration Area,
Qingxi Town, Dongguan City, Guangdong,China
TEL：+86-769-8773-0251~3
FAX： +86-769-8773-0232
E-mail：cect@chilisin.com

奇力新電子(越南廠)有限公司
Chilisin Electronics (Vietnam) Limited
No 143 - 145, Road No 10, VSIP Hai Phong,
Lap Le Commune, Thuy Nguyen Dist,
Haiphong City, Vietnam
Tel：84-316 255 688 Fax：84-316 255 689

奇力新電子(湖南廠)有限公司
HuNan Chilisin Electronics Technology Co., Ltd
No. 8, Shaziao Liangshuijing Town, Yuanling
County, Huaihua City, Hunan Province 419601,
China
Tel：86-745-867-5882
E-mail：cect@chilisin.com

Applied by	Checked by	Approved by

BBHV00160808 Series Specification

1 Scope:

This specification applies to Multilayer Ferrite Chip Power Beads

2 Part Numbering:

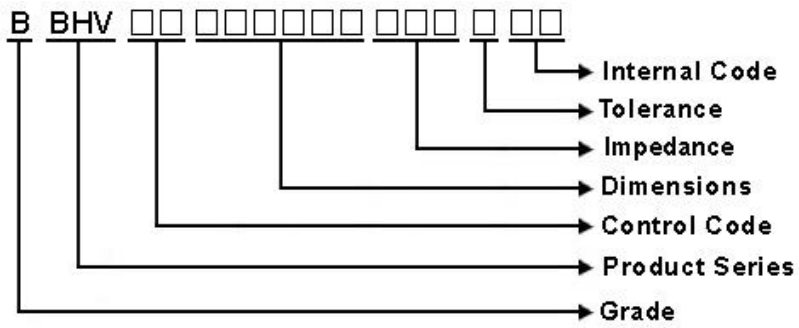

3 Rating:

Operating Temperature: - 55℃ ~ 125℃(Including self - temperature rise)

Storage Temperature: - 55℃ ~ 125℃(after PCB)
- 5℃~40℃,Humidity 40%~70%(before PCB)

4 Marking:

No Marking

5 Standard Testing Condition

	Unless otherwise specified	In case of doubt
Temperature	Ordinary Temperature(15 to 35℃)	20 to 30℃
Humidity	Ordinary Humidity(25 to 85% RH)	50 to 80 %RH

BBHV00160808 Series Specification

6 Configuration and Dimensions:

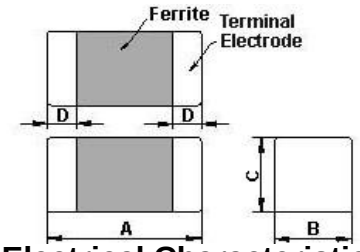

Dimensions in mm

TYPE	160808
A	1.6±0.15
B	0.8±0.15
C	0.8±0.15
D	0.3±0.20

7 Electrical Characteristics:

Part No.	Impedance (Ω)	Test Freq.	RDC (Ω)Max.	Rated Current (mA)Max.
BBHV00160808100Y00	10	100 MHz,200 mV	0.01	6000
BBHV00160808300Y00	30	100 MHz,200 mV	0.015	4000
BBHV00160808600Y00	60	100 MHz,200 mV	0.03	3000
BBHV00160808700Y00	70	100 MHz,200 mV	0.04	3000
BBHV00160808800Y00	80	100 MHz,200 mV	0.04	3000
BBHV00160808101Y00	100	100 MHz,200 mV	0.04	3000
BBHV00160808121Y00	120	100 MHz,200 mV	0.04	3000
BBHV00160808201Y00	200	100 MHz,200 mV	0.05	2500
BBHV00160808221Y00	220	100 MHz,200 mV	0.08	2000
BBHV00160808301Y00	300	100 MHz,200 mV	0.08	2000
BBHV00160808331Y00	330	100 MHz,200 mV	0.08	2000
BBHV00160808471Y00	470	100 MHz,200 mV	0.1	2000
BBHV00160808601Y00	600	100 MHz,200 mV	0.1	2000

NOTE: tolerance Y=±25%

1.Operating temperature range - 5 5℃ ~ 1 2 5℃(Including self - temperature rise)

2.Rate Current : Applied the current to coils, the temperature rise shall not be more than 30℃

3.Impedance Test OSC @200mV

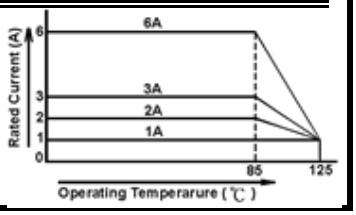

BBHV00160808 Series Specification

8 BBHV00160808 Series

8.1 Construction:

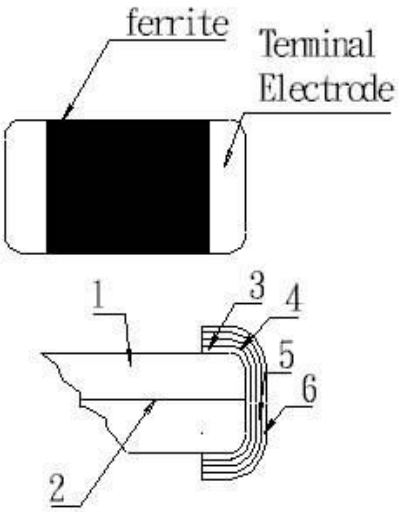

8.2 Material List:

No	Part	Material
1	Ferrite Substance	NiO-CuO-ZnO-Ferrite
2	Silver electrode	Ag
3	Silver electrode	Ag
4	Cu plating	Cu
5	Ni plating	Ni
6	Sn plating	Sn

BBHV00160808 Series Specification

9 Packaging:

9.1 Packaging -Cover Tape

The force for tearing off cover tape is 10 to 100 grams in the arrow direction.

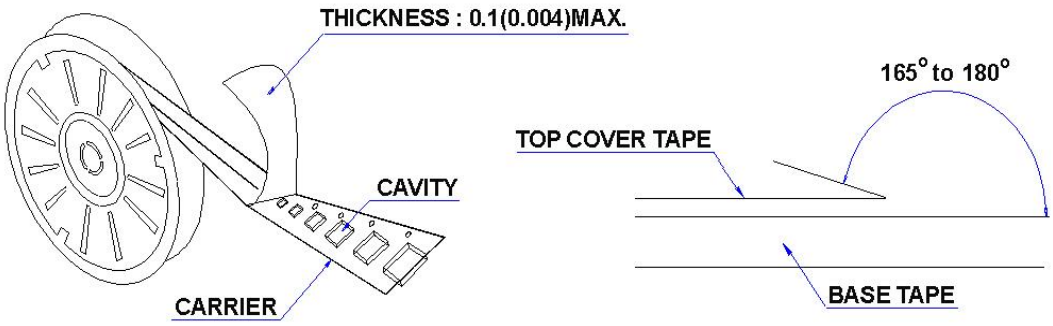

9.2 Packaging Quantity

TYPE	PCS/REEL
160808	4000

9.3 Reel Dimensions

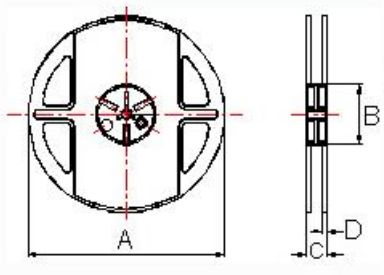

Dimensions in mm

TYPE	A	B	C	D
160808	178	60	12	1.5

BBHV00160808 Series Specification

9 Packaging:

9.4 Tape Dimensions in mm

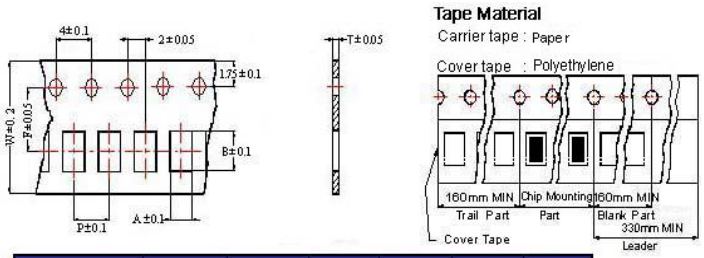

TYPE	A	B	T	W	P	F
160808	1.05	1.85	0.95	8	4	3.5

10 Recommended Land Pattern:

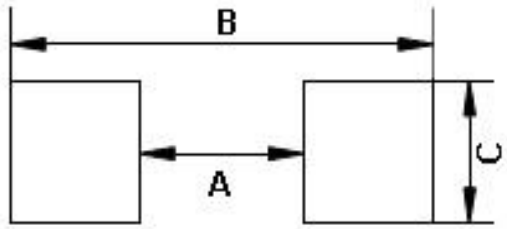

Dimensions in mm

TYPE	A	B	C
160808	0.7~0.8	1.8~2.0	0.6~0.8

11 Note:

1. Please make sure that your product has been evaluated and confirmed against your specifications when our product is mounted to your product.
2. Do not knock nor drop.
3. All the items and parameters in this product specification have been prescribed on the premise that our product is used for the purpose,under the condition and in the environment agreed upon between you and us. You are requested not to use our product deviating from such agreement.
4. Please keep the distance between transformer/coil and other components (refer to the standard IEC 950)
5. The moisture sensitivity level (MSL) of products is classified as level 1.

BBHV00160808 Series Specification

12 Graph: BBHV00160808100Y00

