Product Specification

PCBA 规格书

Product model 产品型号	EGGKPCBA-61
Solution 方案	EXC81H84
Versions 版本	V1.0
Date 制作日期	2022.8.1

Edit 制作	Checked 审核	Approved 核准
LM	DQH	LEE

Customer Name 客户名称	
Customer Approval 客户确认	
Signature and Seal 客户盖章	

ShenZhen Ever Glory Photoelectric Co., Ltd	深圳市友联亨达光电有限公司
Dongguan Factory: No.1, BaiWang Tech Park,ChuangXin Road, GaoBu Town ,DongGuan City , China Postal Code : 523000	东莞厂区:广东省东莞市高埗镇创兴北路 40 号 13 号楼 101 室，邮编 523000
TEL：0769-86988399	电话：0769-86988399

Document History

变更记录

Version 版本	Description 变更说明	Editor 修订人	Revised Date 变更日期
V1.0	新建	LM	2022.8.1

友联亨达

1. PCBA Description 描述

The EGGKPCBA-61_EXC81H84 is a projected capacitive (PCAP) touch screen controller that powered by EETI's high performance MCU EXC80H84. By integrating the advantages of self and mutual capacitance sensing technology, built-in high driving voltage transceiver and a powerful MCU, this controller incorporate most desired features to boost the noise immunity, and support high demand applications in most categories.

2.OS Support Matrix 支持的系统

OS	Version	Interfaces
Windows	Windows 10 IOT *(#1)* / Windows 10 / Windows 8 / Windows 7 Windows Vista / Windows 2000 / Windows XP *(#1: Windows 10 IOT: support it with inbox driver only)* *(#2: I2C interface: need additional system configuration)*	USB / RS232 I2C *(#2)*
Win CE	Win Embedded Compact 2013 / Win Embedded Compact 7 WinCE 6 / WinCE.Net	USB / RS232
Linux	CentOS, Debian, Fedora, Gentoo, Mandrake (Mandriva), Meego, Red Hat, Slackware, SuSE (OpenSuSE), Ubuntu (Xubuntu) and Yellow Dog etc. *Support most 32/64 bit Linux distribution versions, including Kernel 2.6.x / 3.x.x / 4.x.x*	USB / RS232 I2C
Android	Android 2.3 to latest version	USB / I2C
Mac	OSX 10.7.5 to 10.12	USB
QNX	RTOS V6.3 to V6.6	USB/ I2C

Features 特点

■USB, RS-232 and I2C interface
■Support advanced water resistance
■Support active stylus
■Support RS232 flow control
■Support OGS, SITO, DITO, G/F, G/F/F, G/G, and Metal Mesh sensor.
■Comprehensive driver support
■eGalaxTouchManger tool support
■API support
■RoHS compliant

3. Characteristics 参数特征

Item	Specification
Circuit Board Dimension	50mm x 100mm x 4.5mm
Channels of Panel	Max. Tx:48 Rx:80 channels(include shielding pin)
Input Voltage	3.5V~5.5V Typical 5V
Operating Temperature	-40℃~85℃
Storage Temperature	-40℃~ 90℃
Relative Humidity	95% at 60 ℃, RH Non-condensing
Linearity	Line drawing accuracy : 1pt +/- 1mm offset /10mm Touch (point) accuracy : 1pt +/- 1mm *Refer to Windows 8 Logo regulation*
Interface	USB 2.0 compliant full speed with LPM L1 supported. Configurable Serial Interface. UART: baud rate 115200, none parity, 8 data bits, 1 stop bit, support hardware flow control. I2C: up to 400KHz, Voltage Level 3.3V.
Resolution	16384 x 16384 resolution
Power consumption(mA)	Active Mode: < 90mA Idle Mode : depends on firmware
Report rate(points/sec)	＞100 Hz
Response time	Average < 25 ms

Disclaimer 补充说明

- ■ Performance spec such as report rate can be varied depends on touch sensor channel number, cover thickness, system condition and other parameters.
- ■ Reference sensor channel pitch should be ranged from 5.0mm (Win10) to 8mm (Non-Win10).
- ■ Special input performance can be influenced depends on module condition, contact material and volume, subjects including through thick glass touch, gloved-hand input, water resistance and noise immunity etc.
- ■ Special features require be pre-defining and pre-tuning during project development.
- ■ For product that needing Windows 7/8/10 WHQL logo certification, please contact your supplier for a WHQL logo grade touch module.

4.Accessory Cables 数据线

EG-SJX005,USB cable

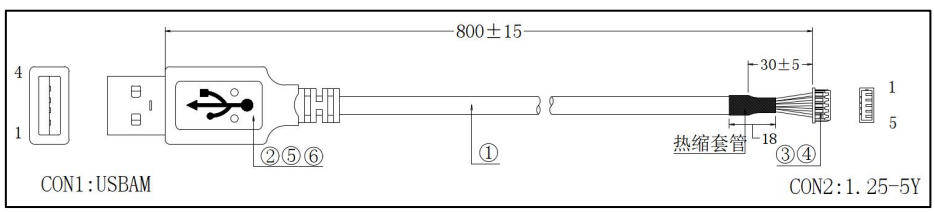

5. PCBA Drawing And Pin Definition 尺寸和定义

5.1 Dimension Drawing

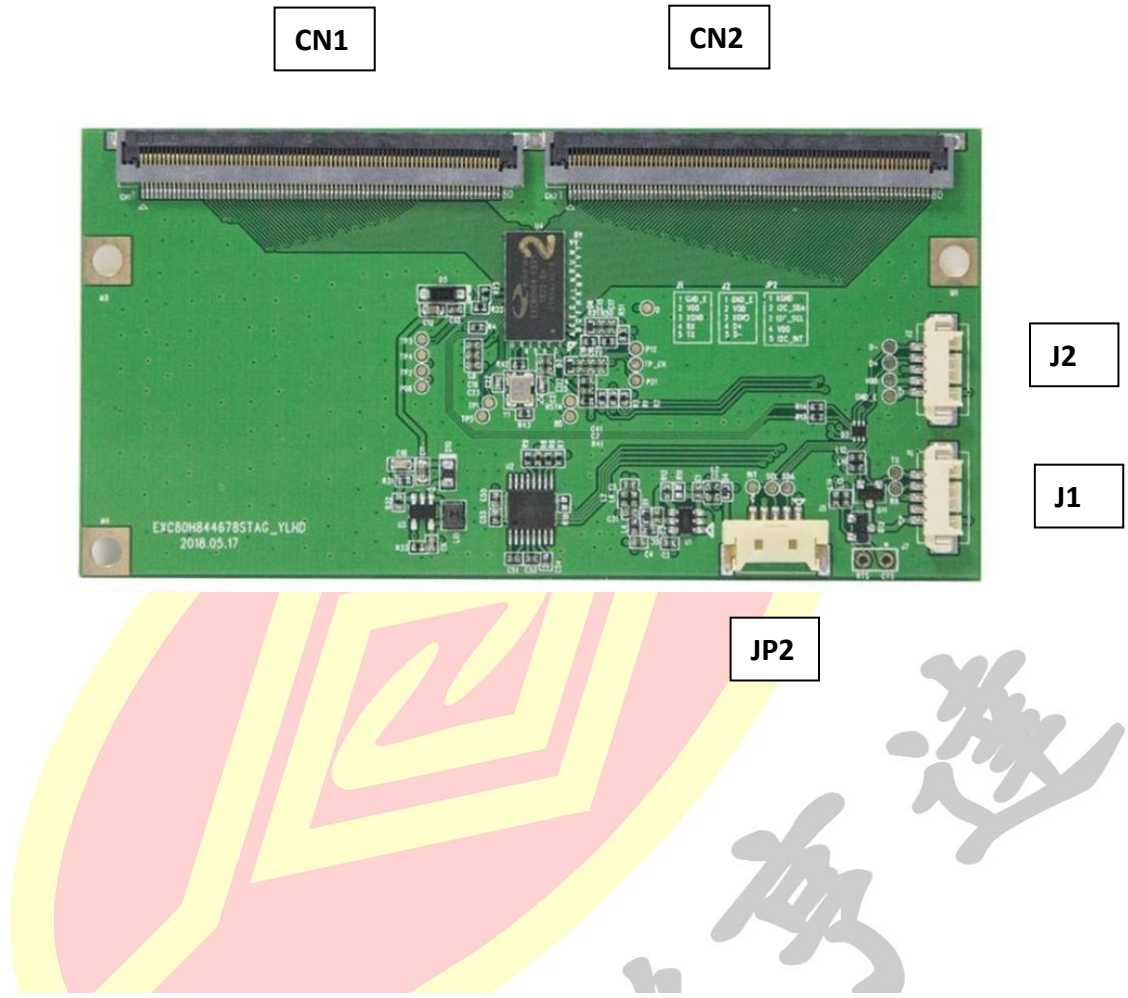

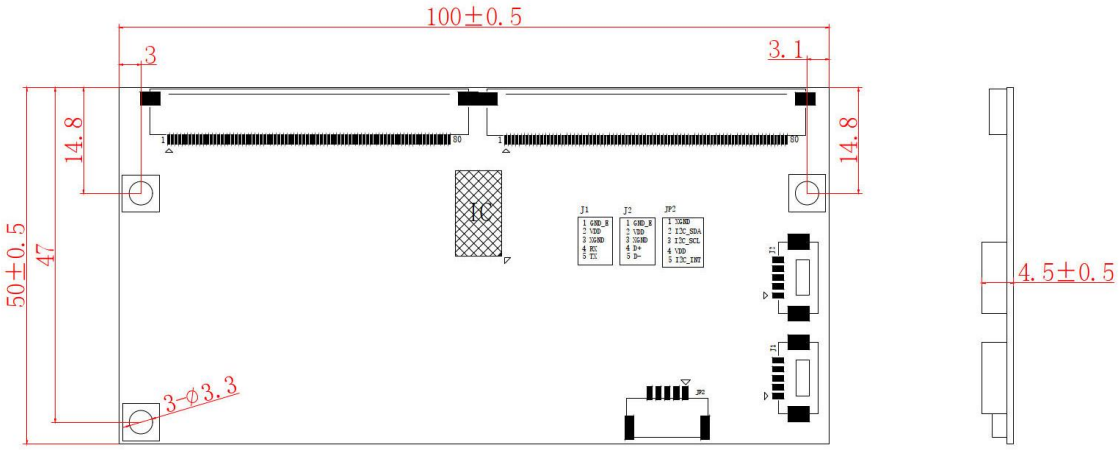

5.2 FPC Connector pin definition

CN1, 80-Pin, Pin Pitch=0.5mm							
PN		PN		PN		PN	
1	NC	21	TX42	41	TX22	61	TX2
2	NC	22	TX41	42	TX21	62	TX1
3	NC	23	TX40	43	TX20	63	NC
4	NC	24	TX39	44	TX19	64	NC
5	NC	25	TX38	45	TX18	65	NC
6	GND	26	TX37	46	TX17	66	NC
7	NC	27	TX36	47	TX16	67	NC
8	NC	28	TX35	48	TX15	68	NC
9	NC	29	TX34	49	TX14	69	NC
10	NC	30	TX33	50	TX13	70	NC
11	NC	31	TX32	51	TX12	71	NC
12	NC	32	TX31	52	TX11	72	NC
13	NC	33	TX30	53	TX10	73	NC
14	NC	34	TX29	54	TX9	74	NC
15	TX46	35	TX28	55	TX8	75	NC
16	TX45	36	TX27	56	TX7	76	NC
17	TX44	37	TX26	57	TX6	77	NC
18	TX43	38	TX25	58	TX5	78	NC
19	TX42	39	TX24	59	TX4	79	NC
20	TX41	40	TX23	60	TX3	80	NC

CN2, 80-Pin, Pin Pitch=0.5mm							
PN		PN		PN		PN	
1	RX80	21	RX60	41	RX40	61	RX20
2	RX79	22	RX59	42	RX39	62	RX19
3	RX78	23	RX58	43	RX38	63	RX18
4	RX77	24	RX57	44	RX37	64	RX17
5	RX76	25	RX56	45	RX36	65	RX16
6	RX75	26	RX55	46	RX35	66	RX15
7	RX74	27	RX54	47	RX34	67	RX14
8	RX73	28	RX53	48	RX33	68	RX13
9	RX72	29	RX52	49	RX32	69	RX12
10	RX71	30	RX51	50	RX31	70	RX11
11	RX70	31	RX50	51	RX30	71	RX10
12	RX69	32	RX49	52	RX29	72	RX9
13	RX68	33	RX48	53	RX28	73	RX8
14	RX67	34	RX47	54	RX27	74	RX7
15	RX66	35	RX46	55	RX26	75	RX6
16	RX65	36	RX45	56	RX25	76	RX5
17	RX64	37	RX44	57	RX24	77	RX4
18	RX63	38	RX43	58	RX23	78	RX3
19	RX62	39	RX42	59	RX22	79	RX2
20	RX61	40	RX41	60	RX21	80	RX1

5.3 USB Connector pin definition

J2, 5-Pin, Pin Pitch=1.25mm					
Pin	1	2	3	4	5
Name	GND_E	VDD	GND	D+	D-

5.4 RS232 Connector pin definition

J1, 5-Pin, Pin Pitch=1.25mm					
Pin	1	2	3	4	5
Name	GND_E	VDD	GND	RX	TX

5.5 IIC Connector pin definition

JP2, 5-Pin, Pin Pitch=1.25mm					
Pin	1	2	3	4	5
Name	GND	SDA	SCL	VDD	INT