REV.	DESCRIPTION	DATE
A	New Drawing	2024/08/12

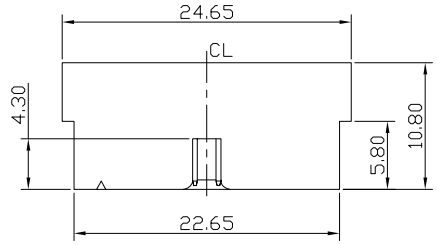

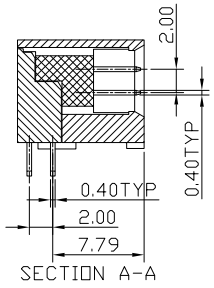

SECTION A-A

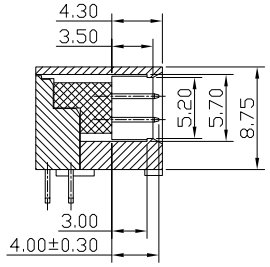

SECTION A-A

NOTES:
1.MATERIAL SPECIFICATION:
1-1.HOUSING: PA6T,UL94-V0
1-2.CONTACTS: BRASS
2.PLATING SPECIFICATION:
2-1.NI 50u"MIN. UNDER PLATED OVER ALL.
2-2.Au PLATING ON CONTACT AREA.
2-3.TIN 100u"MIN PLATING ON CONTACT SOLDER
3.MECHANICAL PERFORMANCE:
3-1.INSERTION FORCE: 35N MAX.
3-2.REMOVAL FORCE: 15N MIN.
4.ELECTRICAL PERFORMANCE:
4-1.CURRENT RATING: 1A/PIN MIN EXCEPT THAT VBUS PIN IS 1.5A
4-2.LLCR: INITIAL 30mΩ OF A MATED CONNECTOR LLCR MAX. CHANGE OF ALL PINS 20mΩ IMPEDANCE: 78~105Ω DURING 50PS WITH TDR.
4-3.INSULATION RESISTANCE: 100MΩ MIN.
4-4.DIELECRIC WITHSTAND VOLTAGE: AC 500V FOR 1 MINUTE.
5.ENVIRONMENT COMPLIANT& COLOR REFER TO TABLE.
6:Operating temperature:-20 °C+85 °C

Solderability
Soldering time: 4-5 second (Use flux)
Solder Temperature: 245±5°C

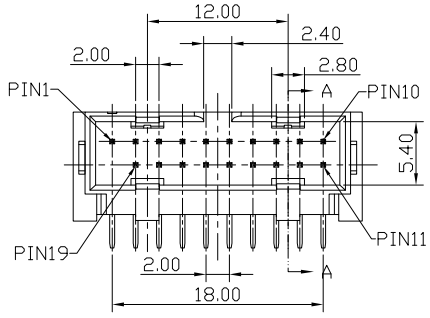

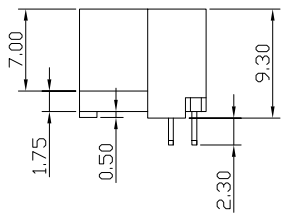

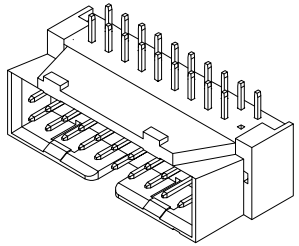

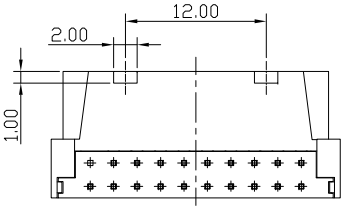

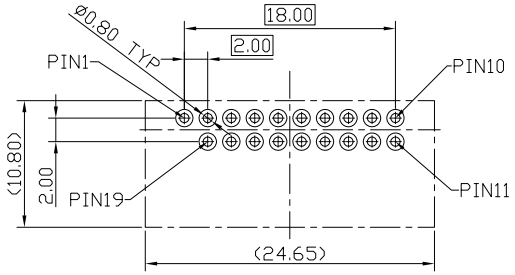

RECOMMENDED PCB LAYOUT
PCB THICKNESS IS 1.60mm
DEFAULT TOLERANCE ±0.05

BHUD-RC020S1LONB-N005

- PCB Contact Type: R Right
- C One Locking Window
- Number of Contact: 20 contacts
- Contact Plating: S1 Selective G/F-Tin
- Base Color: L Blue
- O Without locating Peg
- Plastic: N NY-6T
- Packing: B Tray
- Series No

竣豪電子股份有限公司 Superior Tech Co., Ltd.	General Tolerance	TITLE	BOX HEAFER PH2.0 R/A DIP,空第20Pin
	X. ± 0.5	DRAWN Jacky	DATE 08-12-24' / NO. T288
	.X ± 0.3	CHECK Tom	DATE 08-12-24' / PART NO. BHUD-RC020S1LONB-N005
	.XX ± 0.2	APPROVED Tom	DATE 08-12-24' / CUSTOMER NO.
	.XXX ± 0.1		
	角度 ± 5°		
REV. A / UNIT mm / SCALE 2:1			