REV.	DATE	DESCRIPTION	BY	APVD



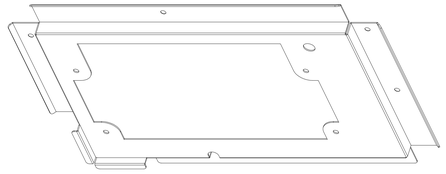

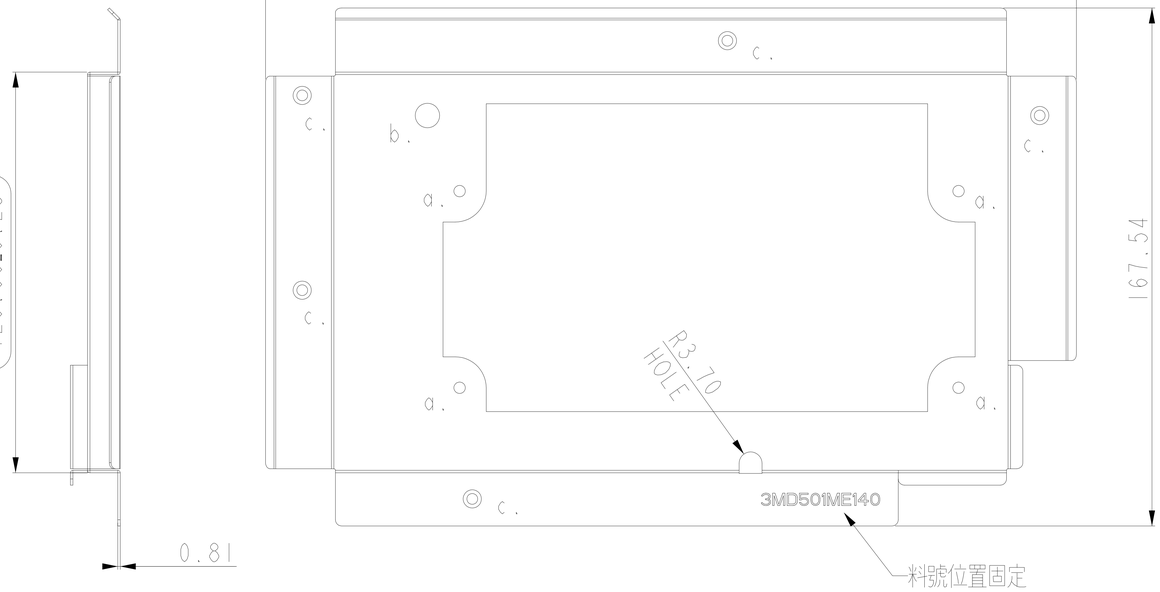



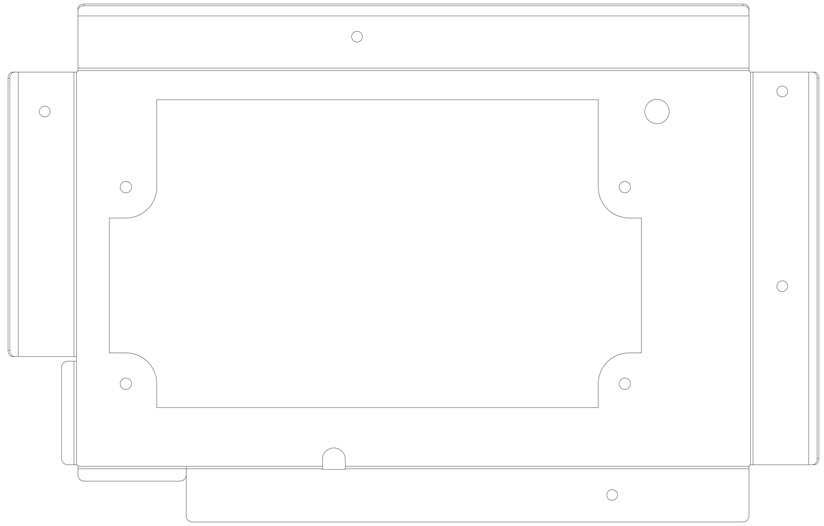



NOTES:
1. MATERIAL: SECC, t=0.81mm.
2. a.: ∅3.70 THROUGH HOLE(x4).
3. b.: ∅7.90 THROUGH HOLE(x1).
4. c.: ∅3.50 CONTERSINK HOLE(CONTERSINK ANGLE 120°)(x5).
5. ALL FLAT HEAD SCREWS(110°) MUST SINK COMPLETELY DO NOT OUTCROP.
6. IQC INSPECTION DOCUMEMNT NO.: QWI-014.

RANGE OF DIMENSION	TOLERANCE CLASS DESIGNATION f	V m	V c
UP TO 30	±0.10	±0.20	±0.50
ABOVE 30~120	±0.15	±0.30	±0.80
ABOVE 120~315	±0.20	±0.50	±1.20
ABOVE 315~1000	±0.30	±0.80	±2.00
ANGLE ±1° (±1.75/100)			

THIRD ANGLE PROJECTION

DSGD by	Ferris Tsai	2020-05-07	
CHK by	-	-	
APVD by	Laslie	2020.05.07 18:16:23 +08'00'	
APVD No. :	M3245	3D FILE NAME :	SC65812_POWER_BKT

UNITS: mm	SCALE: 1/1	SHEET: 1 OF 1	MODEL NO.: SC65812
MATERIAL: SECC, t=0.81	TREATMENT: DEGREASE		
PART NAME: POWER BRACKET			
PART NO.: 3MD501ME140		REV. 0	

DIVA Laboratories ,Ltd.