REV.	DATE	DESCRIPTION	BY	APVD

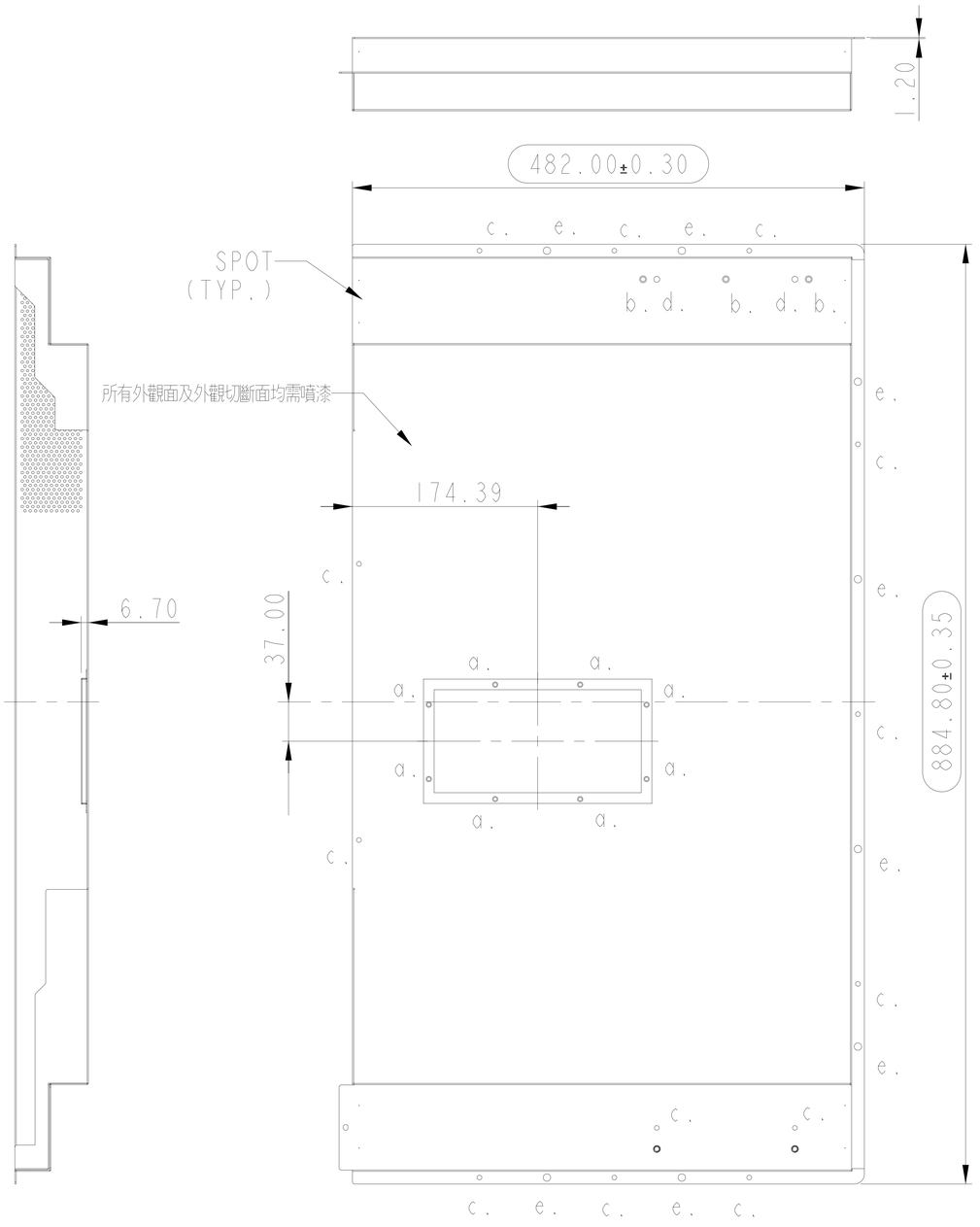

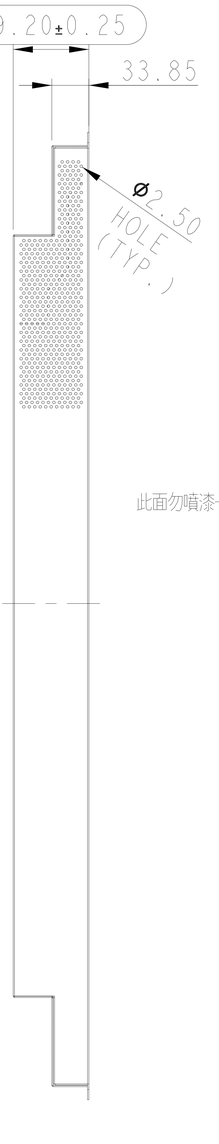

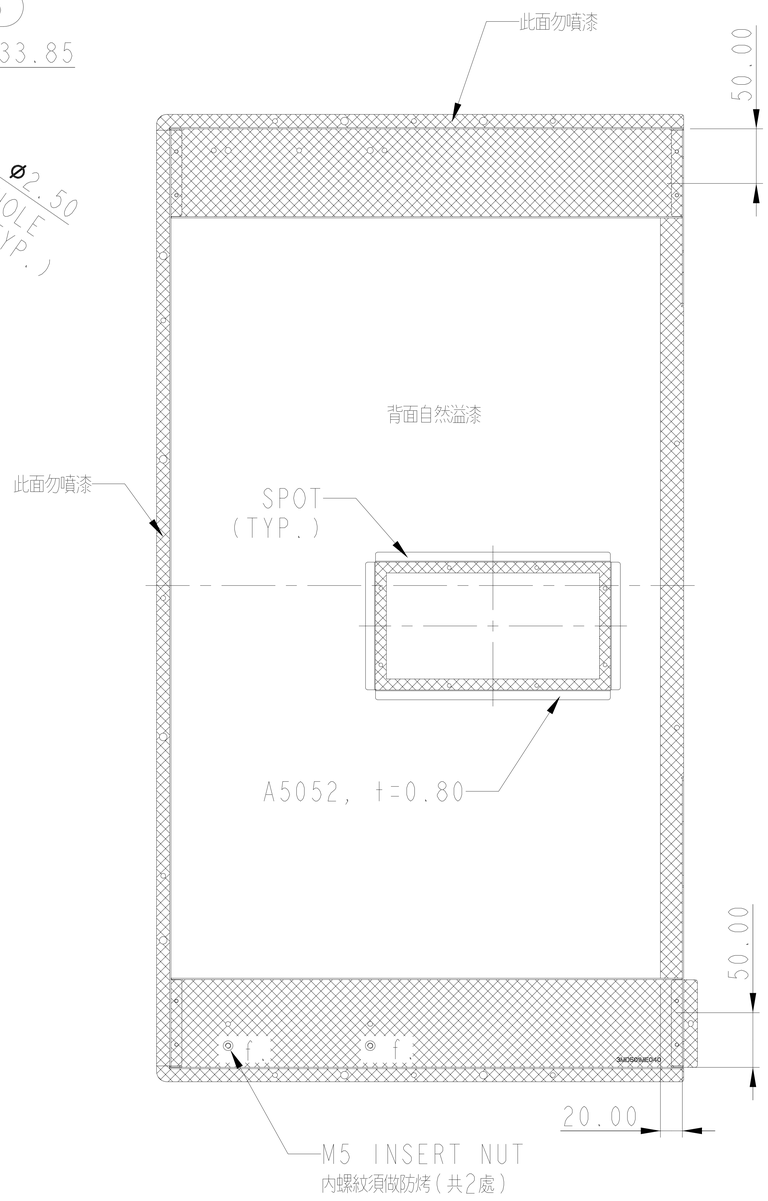



NOTES:

1. ▨ PAINTING PROHIBITED AREA.
2. MATERIAL: A5052, t=1.2mm.
3. a.: ∅3.50 CONTERSINK HOLE(CONTERSINK ANGLE 120°) (x8).
4. b.: ∅4.50 CONTERSINK HOLE(CONTERSINK ANGLE 120°) (x3).
5. c.: ∅4.50 THROUGH HOLE (x13).
6. d.: ∅5.60 THROUGH HOLE (x2).
7. e.: ∅7.0 THROUGH HOLE (x8).
8. f.: M5 INSERT NUT (x2).
9. ALL FLAT HEAD SCREWS(110°) MUST SINK COMPLETELY DO NOT OUTCROP.
10. IQC INSPECTION DOCUMEMNT NO.: QWI-023.

RANGE OF DIMENSION	TOLERANCE CLASS DESIGNATION			THIRD ANGLE PROJECTION	UNITS: mm	SCALE: 1/2	SHEET: 1 OF 1	MODEL NO.: SC56812
		V			MATERIAL: A5052, t=1.20		TREATMENT: HEAT PAINT(LIQUID) RAL9005	
	f	m	c					
UP TO 30	±0.10	±0.20	±0.50	DSGD by Ferris Tsai	2020-05-07	PART NAME: REAR RIGHT COVER		
ABOVE 30~120	±0.15	±0.30	±0.80	CHK by -	-			
ABOVE 120~315	±0.20	±0.50	±1.20	APVD by Laslie	2020.05.07 18:19:01 +08'00'	PART NO.: 3MD501ME040		REV. 0
ABOVE 315~1000	±0.30	±0.80	±2.00	APVD NO.: M3235	3D FILE NAME: SC65812_ASM_REAR_COVER_RIGHT	DIVA Laboratories, Ltd.		
ANGLE ±1° (±1.75/100)								