REV.	DATE	DESCRIPTION	BY	APVD

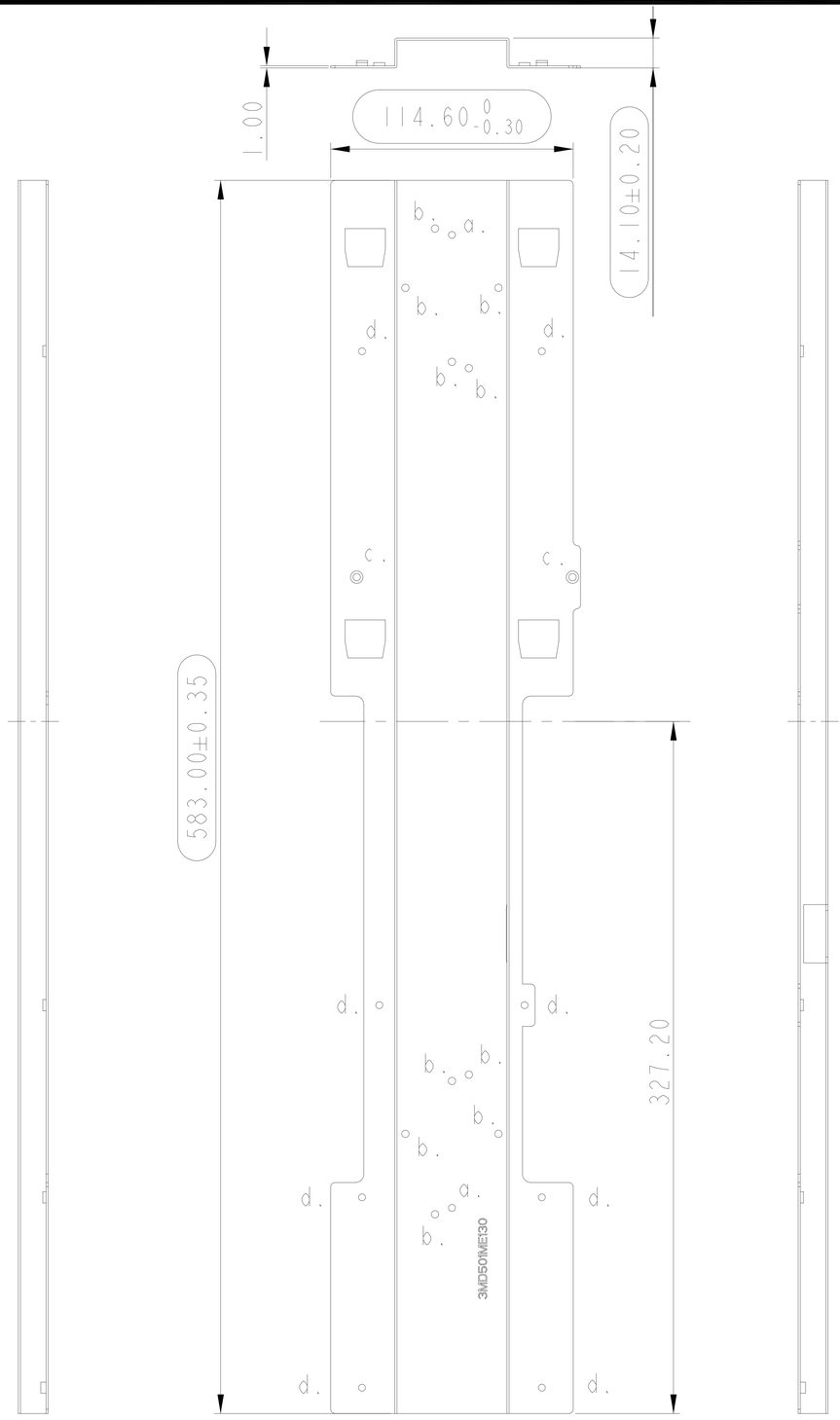

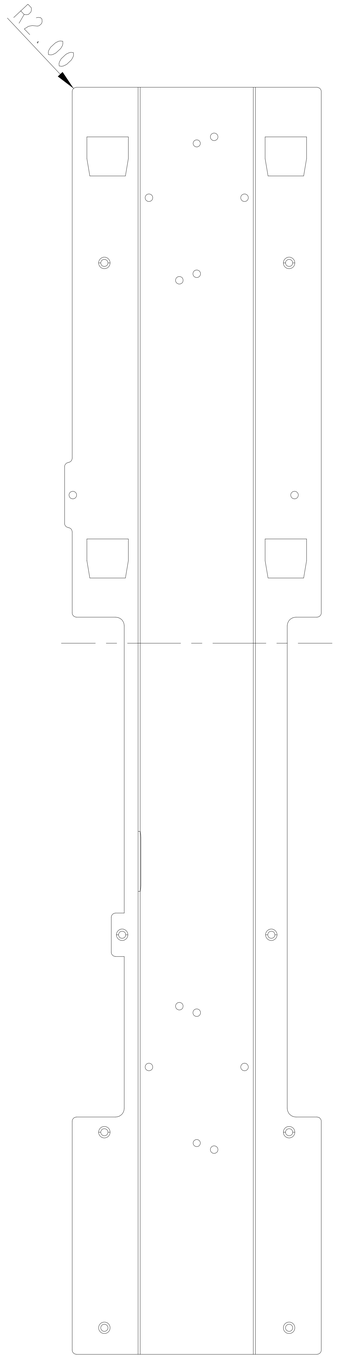

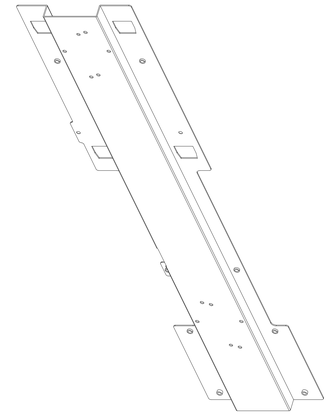



NOTES:
1. MATERIAL: SECC, t=1.0mm.
2. a.: ∅3.30 THROUGH HOLE(x2).
3. b.: ∅3.50 THROUGH HOLE(x10).
3. c.: ∅3.50 CONTERSINK(CONTERSINK ANGLE 120°)(x2).
4. d.: M4 TAPPING(DOWNWARD THREADED HOLE)(x8).
5. ALL FLAT HEAD SCREWS(110°) MUST SINK COMPLETELY DO NOT OUTCROP.
6. IQC INSPECTION DOCUMEMNT NO.: QWI-014.

RANGE OF DIMENSION	TOLERANCE CLASS DESIGNATION f	TOLERANCE CLASS DESIGNATION m	TOLERANCE CLASS DESIGNATION c
UP TO 30	±0.10	±0.20	±0.50
ABOVE 30~120	±0.15	±0.30	±0.80
ABOVE 120~315	±0.20	±0.50	±1.20
ABOVE 315~1000	±0.30	±0.80	±2.00
ANGLE ±1° (±1.75/100)			

THIRD ANGLE PROJECTION

UNITS: mm	SCALE: 1/1	SHEET: 1 OF 1	MODEL NO.: SC65812
MATERIAL: SECC, t=1.0	TREATMENT: DEGREASE		
DSGD by: Ferris Tsai	2020-05-07	PART NAME: SUPPORT BRACKET	
CHK by: -	-		
APVD by: Laslie	2020.05.07 18:19:28 +08'00'	PART NO.: 3MD50IME130	REV. 0
APVD NO.: M3244	3D FILE NAME: SC65812_SUPPORT_BKT	DIVA Laboratories, Ltd.	