Customer:

No.:

Date:

Attention

Rev: **X1**

Your ref. No.:

Your part No.: 2B.90014.081

SPECIFICATION

Huajie's:

Description: SA-4S 10

Product No.: SA-4S-581 HPF

RECEIPT STATUS
RECEIVED

By Date

Signature

Name
Title

Zhangjiagang Huajie Electronic Co.,Ltd.
3 Xinjing Road(West),Zhangjiagang Economic Development Zone(South Zone)
Suzhou Huazhijie Telecom Co.,Ltd
1031 Sunwu Road ,Xukou,Suzhou
Tel:++86 512 66518300
Fax: ++86 512 66210986
E-mail: sales@huajie.com
http://www.huajie.com

DSG'D Mayf

APP'D James

Sales'D

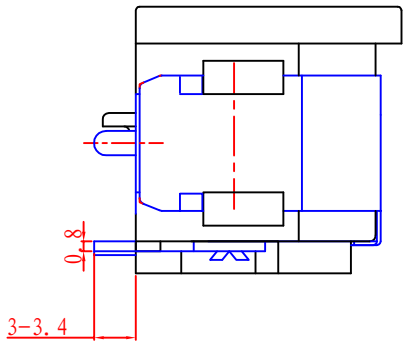

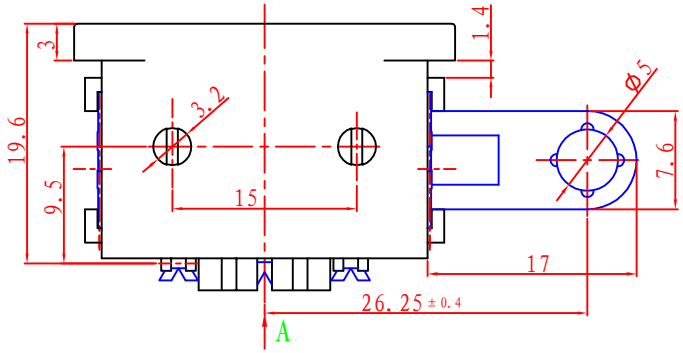

A Direction

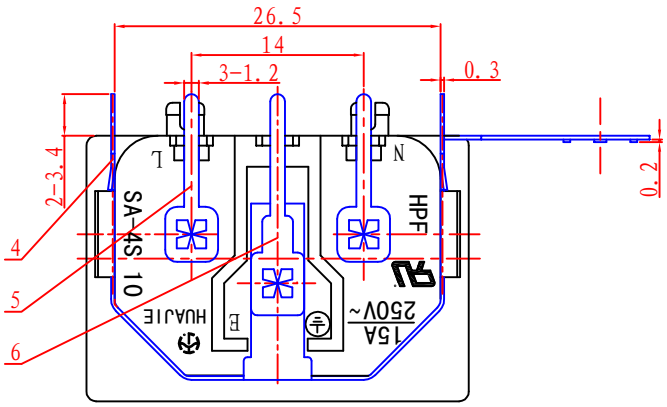

B-B

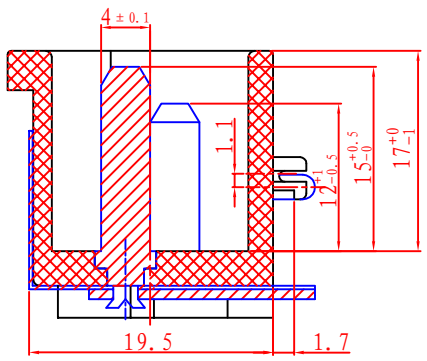

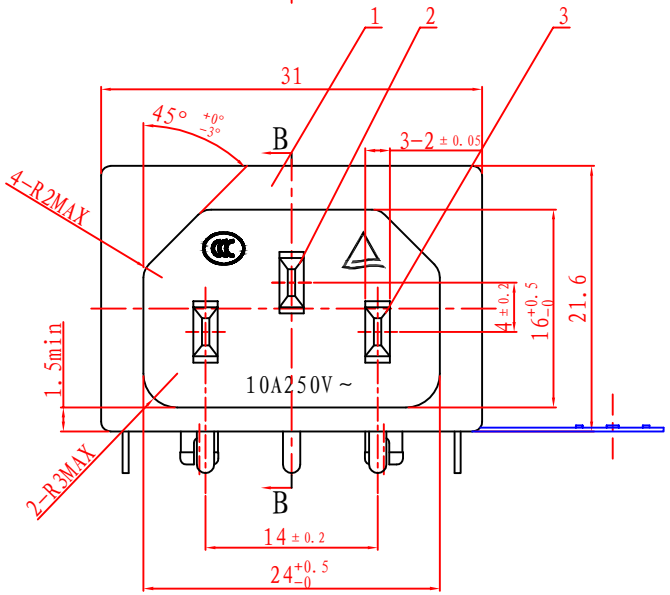

PCB LAYOUT

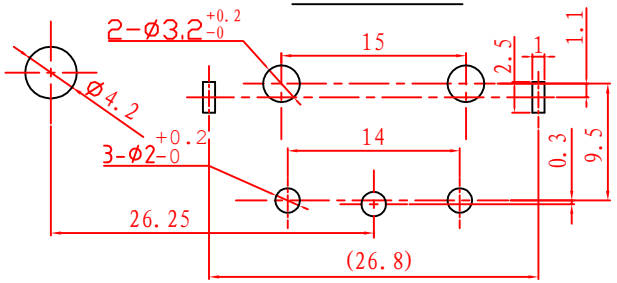

SPECIFCATION(技术规格)

1. Operating temperature (工作温度): 0℃~85℃
2. Rating(额定负载): 15A 250V AC(UL)
   10A 250V AC(TUV、CCC)
3. Contact resistance(接触阻抗): ≤30mΩ
4. Insulation resistance(绝缘阻抗): ≥100MΩ
5. Voltage proof耐电压:
   Between all terminals/1500V AC 1minute
6. Insertion Force: ≤6kgf
   Removal force: 1kgf-5kgf
7. life time(mating cycles)寿命: 6000
8. All mater ial must be Comply With RoHS
   此产品所用材料均符合RoHS要求

6	端子	2	黄铜 Brass	镀锡镍打底
5	接地端子	1	黄铜 Brass	镀锡镍打底
4	外壳	1	马口铁 tinplae	
3	插针	2	黄铜 Brass	镀镍
2	接地插针	1	黄铜 Brass	镀镍
1	基座	1	PA66 UL94V-0	黑色 Black
	零件名称Part Name	数量Qty	材料Material	镀层及颜色 Plating/Color

Sym.	Revision	Signed	Date

Zhangjiagang Huajie Electronic Co.,LTD
TEL: 0512-66518383 FAX: 0512-66515555
E-MAIL: huajie@public1.sz.js.cn

Part Name	AC SOCKET		General Tolerance Dimemsion:			Projection		
Part No.	SA-4S-581 HPF		0~10: ±0.3		>100: ±0.8			
Customer Name			>10~100: ±0.5					
Customer P/N			Angular: ±5°			Revision	A	
Designer	Mayf	Checked	Xuke	Approved	Jamesxu	Din unit	mm	
Date	18.12.5	Date	18.12.5	Date	18.12.5	Scale	2.5:1	

DOCUMENT NO: SA-4S-581 HPF	TITLE PRODUCT SPECIFICATIONS	PAGE 1
	Packing	

NOTE:

One packing box contains 50PE bags。

Each PE bag contains **500 power socket ass′y。**

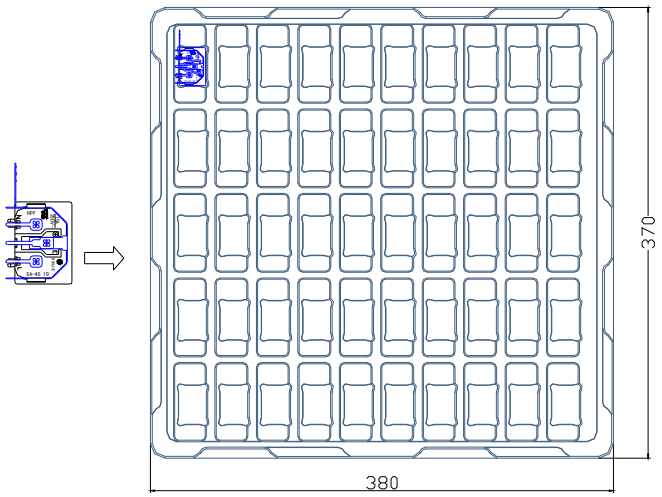

每盒装50PCS产品。

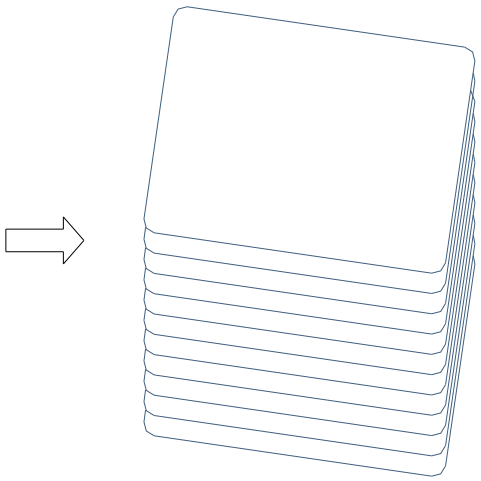

每10盒装一叠，
共500PCS产品。

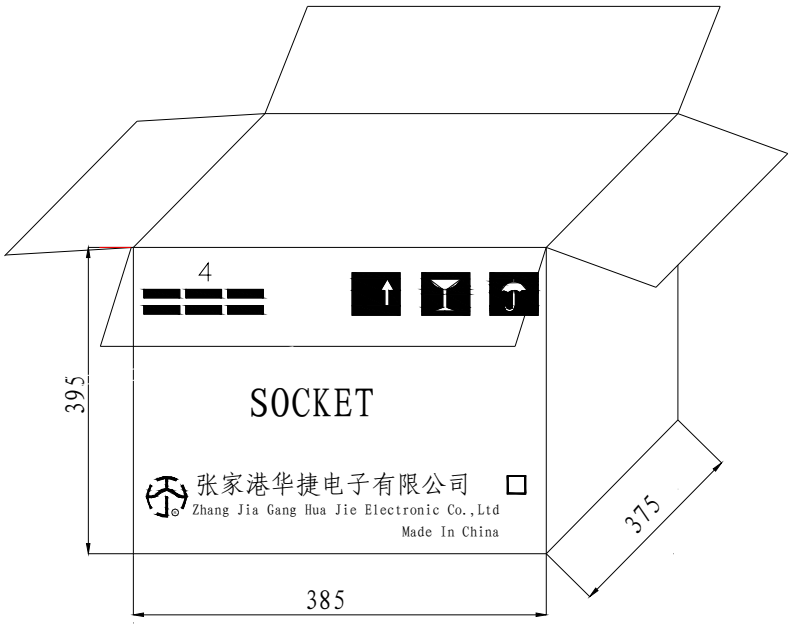

每个外箱10盒，共500PCS产品。

张家港华捷电子有限公司
Zhangjiagang Huajie Electronic Co.,LTD
焊锡及耐焊接热测试报告

客户料号：2B.90014.081	数量：5PCS	日期：2019.2.27	页次：1/1	判定：OK
测试器具：锡炉，10倍放大镜		供应商：HUAJIE	客户：Qisda	

编号 NO.	测试项目	性能要求	测试结果				
1	（过锡炉）焊锡附着性	锡温为：260±5°，时间：3±0.5秒；95%粘锡	OK	OK	OK	OK	OK
2	（过锡炉）耐焊接热	锡温为：270+2°C/−0°C，时间：10±0.5秒后取出； PIN针无松动，塑胶无烫伤及变形	OK	OK	OK	OK	OK
3	（手工焊）焊锡附着性	烙铁温为：390±10°，时间：4-5秒；95%粘锡	OK	OK	OK	OK	OK
4	（手工焊）耐焊接热	烙铁温为：270+2°C/−0°C，时间：4-5秒后取出； PIN针无松动，塑胶无烫伤及变形	OK	OK	OK	OK	OK
			审核			测试	
			许科			马一飞	

ZHANGJIAGANG HUAJIE ELECTRONIC CO., LTD.

SPECIFICATION FOR APPROVAL **HPF**

Customer:Qisda

Part Name: 2B.90014.081

MATERIAL LIST

No	Name	Materials Description	Specification	Q`ty	Supplier &UL File No.
1	Body	PA66(black)	Black UL94V-0	1PCS	TAISU PLASTIFICATION MATERIAL SCI&TECH CO LTD
2	Pin	H62Y	Brass strip Nicked plated	2PCS	WuXi City XinRen Metal Material Co., Ltd
3	Ground-pin	H62Y	Brass strip Nicked plated	1PCS	WuXi City XinRen Metal Material Co., Ltd
4	Tinplae	马口铁	SPCC Tin-plated	1PCS	Baogang
5	Terminal Ⅰ	H62Y	Brass strip Tin-plated	2PCS	WuXi City XinRen Metal Material Co., Ltd
6	Terminal Ⅱ	H62Y	Brass strip Tin-plated	1PCS	WuXi City XinRen Metal Material Co., Ltd

DESIGENER Mayf DATE 19.2.27 CHECKED Xuke DATE 19.2.27

张家港华捷电子有限公司
Zhangjiagang Huajie Electronic Co.,LTD
耐压测试方法

客户料号: 2B.90014.081	数量: 5PCS	日期: 2019.2.27	页次: 1/1	判定: OK
测试器具: 耐压台仪		供应商: HUAJIE	客户: Qisda	

编号 NO.	测试项目	性能要求	测试结果				
1	PIN与PIN之间 1500VAC 60S	PIN与PIN之间无击穿	OK	OK	OK	OK	OK
2	PIN与本体之间 1500VAC 60S	PIN与本体之间无击穿	OK	OK	OK	OK	OK
3	PIN与接地PIN之间 3000VAC 60S	PIN与接地PIN之间无击穿	OK	OK	OK	OK	OK
			审核			测试	
			许科			马一飞	

华捷 2B.90014.081 尺寸报告

Dimension

NO.	Sample No / DIM	华捷				NO.	Sample No / DIM	华捷			
1	0.8±0.05	0.78	0.79	0.78	0.80	21	$15^{+0.5}_{0}$	15.29	15.3	15.35	15.4
2	3-3.4±0.3	3.45	3.41	3.42	3.42	22	17^{+0}_{-1}	16.3	16.37	16.29	16.35
3	19.6±0.5	19.62	19.63	19.61	19.64	23	19.5±	19.25	19.27	19.24	19.26
4	9.5±0.3	9.53	9.51	9.52	9.52	24	1.7±0.1	1.72	1.71	1.70	1.69
5	3.2±0.2	3.15	3.18	3.17	3.17	25	31±0.3	31.02	31.01	31.0	31.02
6	15±0.5	15.02	15.01	15.04	15.02	26	45° $^{0}_{-3}$	44.5	44.2	44.3	44.2
7	$1.4^{+0.2}_{-0}$	1.53	1.54	1.56	1.55	27	2±0.05	2.01	2.02	2.0	2.01
8	7.6±0.3	7.56	7.55	7.57	7.56	28	4-R2MAX	R1.5	R1.6	R1.5	R1.5
9	⌀5±0.3	5.23	5.04	5.02	5.05	29	4±0.2	4.05	4.03	4.0	4.09
10	$17^{+0.35}_{0}$	17.18	17.20	17.17	17.19	30	$16^{+0.5}_{0}$	16.3	16.27	16.25	16.26
11	26.25±0.4	26.28	26.27	26.24	26.25	31	21.6±0.3	21.58	21.60	21.62	21.57
12	26.5±0.5	26.55	26.54	26.53	26.55	32	1.5min	1.62	1.65	1.67	1.66
13	14±0.3	14.08	14.05	14.06	14.07	33	2-R3MAX	R2.5	R2.6	R2.5	R2.6
14	3-1.2±0.1	1.19	1.18	1.18	1.19	34	14±0.2	14.07	14	13.98	14.01
15	2-3.4±0.3	3.38	3.39	3.41	3.42	35	$24^{+0.5}_{0}$	24.25	24.3	24.28	24.32
16	0.3±0.03	0.29	0.28	0.29	0.29						
17	0.2	0.21	0.19	0.22	0.2						
18	4±0.1	3.98	3.97	3.98	3.98						
19	1.1±0.3	1.09	1.11	1.10	1.11						
20	$12^{+1}_{-0.5}$	12.35	12.3	12.4	12.37						

Criteria:

Refer to the drawing of specification.

DESIGENER Mayf DATE 19.2.27 CHECKED Xuke DATE 19.2.27

SPECIFICATION

1	Rating	10A 250V~/15A 250V~			
2	Operating temperature range	-25℃～+85℃(Max)			
3	Operating force	10N~60N			
4	Marking	The following is marked on the socket.			
		Manufacture's mark			
		Catalogue No.	SA-4S 10		
		Rating	10A 250V～/15A 250V～		
		Approval mark			
5	Approval No.	Approved Catalogue No.	CCC	TUV	UL
		SA-4S 8	2009010204381530	R 50293856	E154342
6	Applicable standard	CCC	GB17465.1-2009		
		TUV	EN 60320-1:2001+A1		
		UL	UL498, IEC60320		
7	Insulation resistance	100MΩ Min. at 500V DC			
8	Dielectric strength	Pin-pin 1500VAC for 1 minute. Pin-ground 3000VAC for 1 minute. Cut off current: 0.5mA			
9	Solder ability	Temperature of solder bath 235℃±2dipping time 3±0.5 seconds, over 75% surface shall be covered.			

MATERIAL LIST

No	Part name	Description	Quantity	Note
1	Body	PA66	1	Black UL94V-0
2	Ground-pin	Brass strip T=2mm	1	Nickel- plated
3	pin	Brass strip T=2mm	2	Nickel- plated
4	Frame	SPCC T=0.3mm	1	Tin-plate
5	Terminal Ⅰ	Brass strip T=0.8mm	2	Tin-plate
6	Terminal Ⅱ	Brass strip T=0.8mm	1	Tin-plate

张家港华捷电子有限公司 ZHANG JIAGANG HUAJIE ELECTRONIC CO.,LTD				TOLERANCE:UNLESS OTHERWISE SPECIFIED:±0.5mm				DIN UNIT	mm
				CHECKED BY	Xuke	SCALE	1:1	TITLE	SA-4S-581 HPF
DESIGNER	Mayf	DECRIPTION	HJ	APPROVED BY	James	DATE	19.2.27	DRAWING NO.	

DOCUMENT NO: SA-4S-581 HPF	TITLE PRODUCT SPECIFICATIONS	PAGE 1/2

1. General

1.1Application This specification is applied to power sockets used for electronic equipment.

1.2 Operating temperature range -25℃~85℃

1.3Test conditions Unless otherwise specified, the atmospheric conditions for making measurements and tests are as follows.

Ambient temperature : 5~35℃
Relative humidity : 45~85%
Air pressure : 86~106 KPa (860~1060 mbar)
Should any doubt arise in judgement, tests shall be conducted at the following conditions.
Ambient temperature : 20±2℃
Relative humidity : 60~70%
Air pressure : 86-106 KPa (860-1060 mbar)

2.Appearance, construction and dimensions

2. 1Appearance Socket shall have a good finishing, and no crack or plating failures.

2.2Construction and dimensions Refer to individual product drawing.

3.Mechanical specification

	Item	Test condition	Criteria
3.1	Operation force	A static load shall be applied to the socket in operating direction.	Insertion Force: 10~60N Extraction Force: 10N~60N
3.2	Tightening torque of screw.	Socket shall be mounted at 7~9 kgf.cm by normal mounting method.	Shall be free from damage of thread portion and abnormalities in operation.
3.3	Terminal Strength	Application of 60N load to end of terminal for 5 seconds in any directions.	No defect or damage in terminals or housing.
3.4	Life test	The combination of standard PLUG (as far as possible to close in the center) 1 minute to 10 to 25 times the speed of insertion for 6000, pull out. Mated and unmated 6000 cycles Contact resistance after test : 30 mΩ (Max.)	Insertion Force and Removal force in terms of Item3.1,but Contact resistance should be 30mΩ

4.Electrical specification

	Items	Test conditions	Criteria
4.1	Insulation resistance	Test voltage: 500 V DC, measured after 1min±5s Applied position: Between all pins. Between pins and ground.	100 MΩ MIN
4.2	Voltage proof	Pin-pin 1500VAC for 1 minute. Cut off current: 0.5mA Pin-ground 3000VAC for 1 minute.	No dielectric breakdown shall occur.
4.3	Contact resistance	Shall be measured at 1A, 5VDC by voltage drop method normal mounting method.	30 mΩ MAX
4.4	Current rating	15A250V~(UL、CSA), 10A250V~ (VDE、CCC)	

5. Climatic test

	Items	Test conditions	Criteria
5.1	Humidity	After testing at 40℃±2℃ and 90~95% R.H. for 96h, the socket shall be allowed to stand under normal room temperature and humidity conditions for 1h, and the measurement shall be made within 1h. Water drops shall be removed. Insulation resistance (Item4.1) Voltage proof (Item 4.2) Contact resistance (Item 4.3)	100 MΩ MIN(Item 4.1) No dielectric breakdown shall occur. (Item 4.2) 30 mΩ MAX(Item 4.3)

PRCUMENT NO SA-4S-581 HPF	TEST REPORT	PAGE 1

2. Mechanical specification

No	Item	Sample No	Test Result					Criteria
2.1	Insertion force	1#.2#.3#.4#. 5#(N)	32	35	33	38	32	Refer to item 3.1 of specification
	Extraction force	1#.2#.3#.4#. 5#(N)	33	33	31	35	30	
2.2	Terminal strength	1#.2#.3#. .4# 5#(N)	OK	OK	OK	OK	OK	Refer to item 3.3 of specification

3. Electrical specification

No	Item	Sample No	Test Result					Criteria
3.1	Insulation resistance	1#.2#.3# 4#.5# (MΩ)	2.7×10^5	2.8×10^5	2.8×10^5	2.8×10^5	2.7×10^5	Refer to item 4.1 of specification
3.2	Voltage proof	1#.2#.3#(1500VAC) 4#.5# (3000VAC)	OK	OK	OK	OK	OK	Refer to item 4.2 of specification
3.3	Contact resistance	1#.2#.3# 4#.5# (mΩ)	10.2	9.1	7.6	8.2	11.2	Refer to item 4.3 of specification
3.4	Solder ability	6#.7#.8# 9#.10#	OK	OK	OK	OK	OK	Refer to item 6 of specification
3.5	Soldering heat	11#.12# 13#.14# 15#	OK	OK	OK	OK	OK	Refer to item 7 of specification

DESIGENER_Mayf_ DATE_19.2.27_CHECKED_Xuke___DATE_19.2.27_

ZHANGJIAGANG HUAJIE ELECTRONIC CO., LTD.

TEST REPORT OF HUMIDITY

Type SA-4S-581 HPF Quantity 5PCS

Conclusion OK

1.Purpose of test TEST OF THE SAMPLE

2.Content and conditions of test:

(1) Ambient Temperature:40±2℃

(2) Relative humidity: 90~95%

(3) Time: 96 hours

(4) Water-drops shall be removed.

3.Instrument/Device in use

(1) SH01 constant temperature and constant moisture testing box (2)Voltage-proof testing meter

(3) Contact resistance testing meter (4) Temperature testing meter

(5) Insulation resistance testing meter

4.Items and Results of Test

Item		Criteria	Test result					Result
			1#	2#	3#	4#	5#	
Before Test	Contact resistance(mΩ)	30mΩ MAX	8.6	9.3	10.5	8.8	11.5	OK
	Insulation resistance(MΩ)	100MΩ MIN	2.8×10^5	2.7×10^5	2.7×10^5	2.8×10^5	2.9×10^5	OK
	Voltage-proof	1500VAC1min	OK	OK	OK	OK	OK	OK
		3000VAC1min	OK	OK	OK	OK	OK	OK
	Appearance	No abnormality	OK	OK	OK	OK	OK	OK
After Test	Contact resistance(mΩ)	30mΩ MAX	17.3	18.6	18.7	19.3	15.6	OK
	Insulation resistance(MΩ)	100MΩ MIN	2.1×10^5	2.0×10^5	2.1×10^5	2.1×10^5	2.2×10^5	OK
	Voltage-proof	1500VAC1min	OK	OK	OK	OK	OK	OK
		3000VAC1min	OK	OK	OK	OK	OK	OK
	Appearance	No abnormality	OK	OK	OK	OK	OK	OK

Designer	Mayf	Date	19.2.27	Checked	Xuke	Date	19.2.27

ZHANGJIAGANG HUAJIE ELECTRONIC CO., LTD.

TEST REPORT OF DRY HEAT

Type SA-4S-581 HPF Quantity 5PCS

Conclusion OK

1.Purpose of test TEST OF THE SAMPLE

2.Content and conditions of test:

(1) Ambient Temperature:85±2℃

(2) Time: 96 hours

(3) Water-drops shall be removed.

3.Instrument/Device in use

(1) WG3002B high temperature testing box (2)Voltage-proof testing meter

(3) Contact resistance testing meter (4) Temperature testing meter

(5) Insulation resistance testing meter

4.Items and Results of Test

Item		Criteria	Test result					Result
			1#	2#	3#	4#	5#	
Before Test	Contact resistance(mΩ)	30mΩ MAX	8.9	10.5	9.2	7.8	9.9	OK
	Insulation resistance(MΩ)	100MΩ MIN	2.8×10^5	2.8×10^5	2.9×10^5	2.7×10^5	2.8×10^5	OK
	Voltage-proof	1500VAC 1min	OK	OK	OK	OK	OK	OK
		3000VAC 1min	OK	OK	OK	OK	OK	OK
	Appearance	No abnormality	OK	OK	OK	OK	OK	OK
After Test	Contact resistance(mΩ)	30mΩ MAX	17.7	16.5	17.5	18.7	15.6	OK
	Insulation resistance(MΩ)	100MΩ MIN	2.1×10^5	2.2×10^5	2.2×10^5	2.1×10^5	2.2×10^5	OK
	Voltage-proof	1500VAC 1min	OK	OK	OK	OK	OK	OK
		3000VAC 1min	OK	OK	OK	OK	OK	OK
	Appearance	No abnormality	OK	OK	OK	OK	OK	OK

Designer	Mayf	Date	19.2.27	Checked	Xuke	Date	19.2.27

ZHANGJIAGANG HUAJIE ELECTRONIC CO., LTD.

TEST REPORT OF COLD

Type SA-4S-581 HPF Quantity 5PCS

Conclusion OK

1.Purpose of test TEST OF THE SAMPLE

2.Content and conditions of test:

(1) Ambient Temperature:-25±2℃

(2) Time: 96 hours

(3) Water-drops shall be removed.

3.Instrument/Device in use

(1) WD7005 low temperature testing box (2)Voltage-proof testing meter

(3) Contact resistance testing meter (4) Temperature testing meter

(5) Insulation resistance testing meter

4.Items and Results of Test

Item		Criteria	Test result					Result
			6#	7#	8#	9#	10#	
Before Test	Contact resistance(mΩ)	30mΩ MAX	8.1	7.8	9.7	8.6	11.1	OK
	Insulation resistance(MΩ)	100MΩ MIN	2.9×10^5	2.8×10^5	2.8×10^5	2.7×10^5	2.8×10^5	OK
	Voltage-proof	1500VAC 1min	OK	OK	OK	OK	OK	OK
		3000VAC 1min	OK	OK	OK	OK	OK	OK
	Appearance	No abnormality	OK	OK	OK	OK	OK	OK
After Test	Contact resistance(mΩ)	30mΩ MAX	17.3	16.3	18.6	17.5	15.9	OK
	Insulation resistance(MΩ)	100MΩ MIN	2.1×10^5	2.2×10^5	2.2×10^5	2.1×10^5	2.2×10^5	OK
	Voltage-proof	1500VAC 1min	OK	OK	OK	OK	OK	OK
		3000VAC 1min	OK	OK	OK	OK	OK	OK
	Appearance	No abnormality	OK	OK	OK	OK	OK	OK

Designer	Mayf	Date	19.2.27	Checked	Xuke	Date	19.2.27

ZHANGJIAGANG HUAJIE ELECTRONIC CO., LTD.

Mechanical Characteristics test report

Type SA-4S-581 HPF Quantity 5PCS

Conclusion OK

1.Purpose of test TEST OF THE SAMPLE

2. Content and conditions of test:

(1) Insertion Force

(2)Withdrawal Force

(3) Ricketiest test

(4) Terminal strength: ≥60N

(5)Durability: Mated and unmated 6000Cycles, Contact resistance fret test:30mΩ(Max)

3.Instrument/Device in use

(1) plug

(2) Dynamometer (NK)

(3) Contact resistance testing meter

4.Items and Results of Test

NO	Item	Test result					Result
		11#	12#	13#	14#	15#	
1	Insertion Force 10~60N	36	38	39	36	37	OK
2	Withdrawal Force 10~60N	24	25	27	26	25	OK
3	Rivet Force	OK	OK	OK	OK	OK	OK
4	Terminal strength≥60N	OK	OK	OK	OK	OK	OK
5	Contact resistance(30mΩ MAX)	8.1	7.8	9.7	8.6	11.1	OK

Designer	Mayf	Date	19.2.27	Checked	Xuke	Date	19.2.27

	Items	Test conditions	Criteria
5.2	Dry heat	After testing at 85℃±2℃ for 96h, the socket shall be allowed stand under normal room temperature and humidity condition for 1h, and then measurement shall be made within 1h. Water drops shall be removed. Insulation resistance (Item4.1) Voltage proof (Item 4.2) Contact resistance (Item 4.3)	100 MΩ MIN(Item 4.1) No dielectric breakdown shall occur. (Item 4.2) 30 mΩ MAX(Item 4.3)
5.3	Cold	After testing at -25℃±2℃ for 96h, the socket shall be allowed to stand under normal room temperature and humidity conditions for 1h, and then measurement shall be made within 1h. Water drops shall be removed. Insulation resistance (Item4.1) Voltage proof (Item 4.2) Contact resistance (Item 4.3)	100 MΩ MIN(Item 4.1) No dielectric breakdown shall occur. (Item 4.2) 30 mΩ MAX(Item 4.3)
6	Solder ability	Socket shall be checked after following test. (1) Soldering temperature: 245℃±5℃ (2) Dipping time: 3±0.5 second.	More than 95% of immersed part shall be covered with solder.
7	Soldering heat	Socket shall be checked after following test. (3) Soldering temperature: 270℃±2℃ (4) Dipping time: 10±0.5 second.	No damage.

Zertifikat *Certificate*

TÜVRheinland®

Zertifikat Nr. *Certificate No.*
R 50293856

Blatt *Page*
0007

Ihr Zeichen *Client Reference*	**Unser Zeichen** *Our Reference*	**Ausstellungsdatum**	*Date of Issue (day/mo/yr)*
Y.Q.H	01-ZMJ- 15075269 006	26.02.2019	

Genehmigungsinhaber *License Holder*
Zhangjiagang Huajie Electronic Co., Ltd.
3 Xinjing Road (West)
Zhangjiagang Economic Development Zone (South Zone)
Jiangsu 215600
P. R. China

Fertigungsstätte *Manufacturing Plant*
Zhangjiagang Huajie Electronic Co., Ltd.
3 Xinjing Road (West)
Zhangjiagang Economic Development Zone (South Zone)
Jiangsu 215600
P. R. China

Prüfzeichen *Test Mark*

TÜVRheinland® CERTIFIED
Type Approved
Safety
Regular Production Surveillance
www.tuv.com
ID 2000000000

Geprüft nach *Tested acc. to*
EN 60320-1:2015

Zertifiziertes Produkt (Geräteidentifikation) *Certified Product* *(Product Identification)*

Lizenzentgelte - Einheit *License Fee - Unit*

Power Inlet (Appliance Inlet)

as page 0001

Addition

Type Designation : SA-4S 9 SA-4S 10 SA-4S 12

ANLAGE (Appendix): 1.5

Dem Zertifikat liegt unsere Prüf- und Zertifizierungsordnung zugrunde und es bestätigt die Konformität des Produktes mit den oben genannten Standards und Prüfgrundlagen. Zusätzliche Anforderungen in Ländern, in denen das Produkt in Verkehr gebracht werden soll, müssen zusätzlich betrachtet werden. Die Herstellung des zertifizierten Produktes wird überwacht.
This certificate is based on our Testing and Certification Regulation and states the conformity of the product with the standards and testing requirements as indicated above. Any additional requirements in countries where the product is going to be marketed have to be considered additionally. The manufacturing of the certified product is subject to surveillance.

Zertifizierungsstelle

TÜV Rheinland LGA Products GmbH
TÜV Rheinland®
Zertifizierungsstelle

Paulus Hou

TÜV Rheinland LGA Products GmbH - Tillystraße 2 - 90431 Nürnberg
Tel.: (+49/221)8 06 - 13 71 e-mail: cert-validity@de.tuv.com
Fax: (+49/221)8 06 - 39 35 http://www.tuv.com/safety

10/020 d 04.08 ® TÜV, TUEV and TUV are registered trademarks. Utilisation and application requires prior approval.

中国国家强制性产品认证证书

证书编号：2009010204381530

委托人名称、地址

张家港华捷电子有限公司

江苏省张家港经济开发区(南区)新泾西路3号(杨舍镇南庄村)

生产者（制造商）名称、地址

张家港华捷电子有限公司

江苏省张家港经济开发区(南区)新泾西路3号(杨舍镇南庄村)

生产企业名称、地址

张家港华捷电子有限公司

江苏省张家港市经济开发区(南区)新泾西路3号

产品名称和系列、规格、型号

用于冷条件下Ⅰ类设备的10A 250V器具输入插座

SA-4S9 、 SA-4S10 、 SA-4S12、SA-4S27、SA-4S7、SA-4S8、SA-4S6、SA-4S26、SA-4S 5、SA-4S25、SA-4S22、SA-4S1、SA-4S2、 SA-4S3、SA-4S11、SA-4S15、SA-4S16、SA-4S 17、SA-4S18、SA-4S19、SA-4S20、SA-4S21 10A 250V~

产品标准和技术要求

GB/T17465.1-2009

上述产品符合强制性产品认证实施规则 CNCA-C02-01:2014 的要求，特发此证。

发证日期：2019 年 03 月 07 日　　有效期至：2024 年 01 月 08 日

证书有效期内本证书的有效性依据发证机构的定期监督获得保持。

本证书为变更证书，证书首次颁发日期：2009 年 12 月 31 日

本证书的相关信息可通过国家认监委网站 www.cnca.gov.cn 查询

主　任：

中国质量认证中心

Q 2242098

AXUT2.E154342 - ATTACHMENT PLUGS, FUSELESS - COMPONENT

Attachment Plugs, Fuseless - Component

See General Information for Attachment Plugs, Fuseless - Component

ZHANGJIAGANG HUAJIE ELECTRONIC CO LTD E154342
3 XINJINGXI RD
ZHANGJIAGANG ECONOMIC DEVELOPMENT ZONE
(SOUTH ZONE)
ZHANGJIAGANG, JIANGSU 215600 CHINA

Investigated to ANSI/UL 60320-1

Appliance inlet Model(s) *SA-4S 10, SA-4S 9*

Appliance inlets Model(s) *SA-2S F2, SA-2S J4, SA-2S Q3, SA-2S S3, SA-4S 12*

Investigated to ANSI/UL 498

Appliance inlets Model(s) *SA- 2S-128, SA-2P, SA-2P-1, SA-2P-B-I-103, SA-2P-B-I-124, SA-2S, SA-2S A, SA-2S C, SA-2S C-1, SA-2S C-2, SA-2S D, SA-2S E, SA-2S F, SA-2S F1, SA-2S G, SA-2S G1, SA-2S G2, SA-2S H, SA-2S H1, SA-2S I, SA-2S II, SA-2S J, SA-2S J1, SA-2S J3, SA-2S K, SA-2S K1, SA-2S L, SA-2S L1, SA-2S L2, SA-2S M, SA-2S M1, SA-2S N, SA-2S N1, SA-2S P, SA-2S Q, SA-2S Q1, SA-2S Q11, SA-2S Q2, SA-2S QW, SA-2S R, SA-2S R1, SA-2S S, SA-2S S1, SA-2S-076, SA-2S-089, SA-2S-127, SA-2S-129, SA-2S-132, SA-2S-165, SA-2S-416, SA-2S-BII, SA-4D, SA-4P, SA-4P 2, SA-4P 3, SA-4P I, SA-4P II, SA-4S, SA-4S 1, SA-4S 11, SA-4S 15, SA-4S 16, SA-4S 17, SA-4S 18, SA-4S 19, SA-4S 2, SA-4S 20, SA-4S 21, SA-4S 22, SA-4S 25, SA-4S 26, SA-4S 3, SA-4S 5, SA-4S 6, SA-4S 7, SA-4S 8, SA-4S I, SA-4S II, SA-4S III, SA-4S IV, SA-4S V, SA-4S-1, SA-5P-I, SA-5P-II, SA-5S-I, SA-5S-II*

Marking: Company name or trademark  and model designation.

Last Updated on 2019-02-21

并不是所有出现在本数据库中的公司名称和产品都满足了UL 跟踪检验服务的要求。只有带有 UL 标志的产品，才应该被视为经过UL认证，并满足UL 跟踪检验服务的要求。注意查看产品上的标志。

UL 允许在线认证目录中所含材料的复制遵循以下条件：1.指南信息、装配、构造、设计、系统和/或认证（文件）必须在不篡改任何数据（或图纸）的情况下完整且无误导性地呈现。2."经 UL 允许从在线认证目录转载"声明必须出现在所摘取材料的邻近位置。此外，转载材料必须包含以下格式的版权声明："© 2019 UL LLC"