5827049

ITEM NO	QTY	PART NUMBER	DESCRIPTION
1	14	5812596	DIODE TVS
2	8	5925378	LED, BLUE RED GREEN, RIGHT ANGLE, 150DEG, 3X1 MM, SMD
3	1	193230004	TERMINAL RING 4MM
4	1	3121-18-1-0500	WIRE SILICONE RUBBER 300v (18 AWG)
5	1	5827049_ADHESIVE	.002" 3M 467 SERIES
6	1	5827049_BKGRND	.002" WHITE PET W/ .002" 3M 9471LE
7	1	5827049_FLEX	FLEX ALARM BAR

DRAWING NUMBER 5827049DW

PIN	NAME	LOCATION
1	LTBAR_5V	DS1,DS2,DS3,DS4 (+)
2	RED0	DS1,DS2 Red (-)
3	GRN0	DS1,DS2 Green (-)
4	BLU0	DS1,DS2 Blue (-)
5	RED1	DS3,DS4 Red (-)
6	GRN1	DS3,DS4 Green (-)
7	BLUE1	DS3,DS4 Blue (-)
8	RED2	DS5,DS6 Red (-)
9	GRN2	DS5,DS6 Green (-)
10	BLU2	DS5,DS6 Blue (-)
11	RED3	DS7,DS8 Red (-)
12	GRN3	DS7,DS8 Green (-)
13	BLU3	DS7,DS8 Blue (-)
14	LTBAR_5V	DS5,DS6,DS7,DS8 (+)
15	NC	
16	NC	

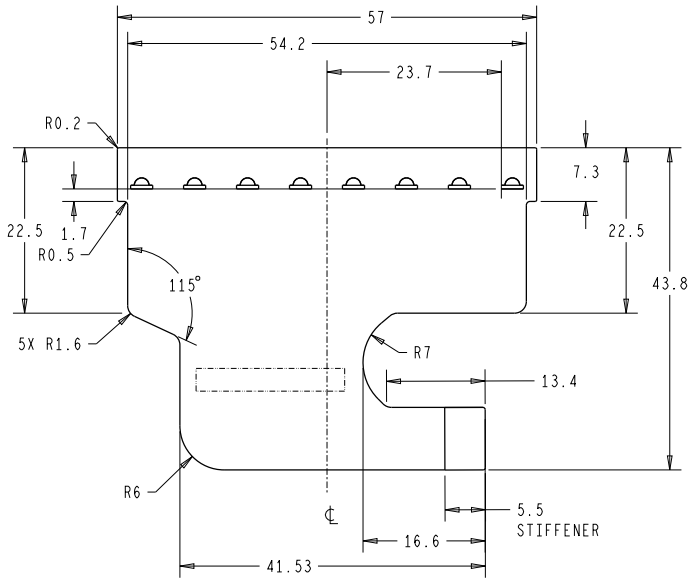

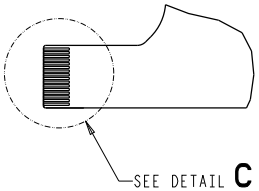

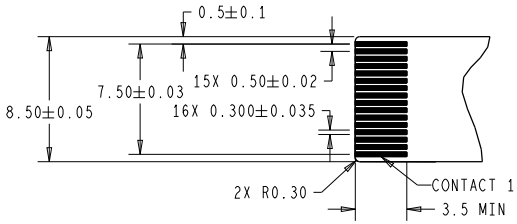

DETAIL C
SCALE 4/1

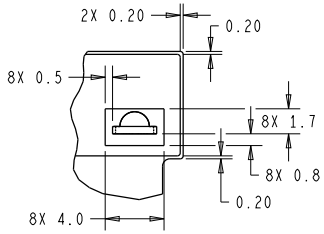

DETAIL D
SCALE 4/1

NOTES:

1. THIS PART TO BE LABELED PER GEHC DOCUMENT 46-274914, CLASS V
2. MANUFACTURE AND TEST PER GEHC DOCUMENT 5342004GSP
3. SURFACE FINISH: ENIG 3.0um MINIMUM NI, 0.076um MINIMUM AU
4. BASE COPPER: 1/2oz RA COPPER
5. COPPER PLATING 0.473 MIL ABSOLUTE MIN
6. MAXIMUM ALLOWABLE REDUCTIONS DUE TO PINHOLES NICKS OR TRACES AND LINE SHRINKAGE TO BE 10%
7. MATERIAL STACK-UP FOR 5827049_FLEX:
   a. 4.9 MIL POLYIMIDE - STIFFENER
   b. 1.0 MIL ADHESIVE
   c. 0.47 MIL PLATING COPPER
   d. 1.0 MIL POLYIMIDE - TOP COVERLAY
   e. 1.0 MIL ADHESIVE
   f. 0.7 MIL FINISHED RA COPPER - TOP COPPER
   g. 0.5 MIL ADHESIVE
   h. 1.0 MIL POLYIMIDE - BASE
   i. 0.5 MIL ADHESIVE
   j. 0.7 MIL FINISHED RA COPPER - BOTTOM COPPER
   k. 0.47 MIL PLATING COPPER
   l. 1.0 MIL ADHESIVE
   m. 1.0 MIL POLYIMIDE - BOTTOM COVERLAY
   n. 0.35 MIL TATSUTA - BOTTOM EMI
8. POST TEST: USE A MULTIMETER WITH DIODE TEST MODE TO VERIFY PINS ILLUMINATE INDICATED COLOR.
9. RoHS COMPLIANCE PER 5240305GSP DOCUMENTATION LEVEL 3 OR HIGHER
10. ALL SOLDERING MUST CONFORM TO 5147002GSP

46-274914	PART AND CONFORMANCE MARKING
5147002GSP	SPEC GLOBAL PWA MANUFACTURING
5342004GSP	SPEC FLEXIBLE CIRCUITS FABRICATION
5240305GSP	RoHS REQUIREMENTS
1010-0196-000	SPEC MANUFACTURING PRACTICES

Rev	(Zone)	Revisions	Change No
6		ADD SHEET 2 CHGD FLEX PROFILE (B2) ADD TATSUTA LAYER (B2) ADD PLATED COPPER (2X) (B2) ADD NOTE 10 ADD 5147002GSP	ER0016755 05-AUG-2024 SAI

設計驗證 工程課 2024-10-11 發行

DRAWN BY: SAI
DATE: 04-NOV-2019
SCALE: 2/1
SHEET: 1 OF 2
DWG SIZE: C
THIRD ANGLE PJTN
INSP. KEY: ITEMS INDICATED TO BE PART OF SUPPLIER INSPECTION PLAN.

GE HealthCare

Copyright © 2024 GE HealthCare

TITLE: ALARM BAR ASSEMBLY

MATERIAL: SEE NOTES

PART NUMBER: 5827049

DO NOT SCALE DRAWING
METRIC DRAWING
DIMENSIONS ARE MILLIMETERS UNLESS OTHERWISE SPECIFIED
TOLERANCES AND FINISHES UNLESS OTHERWISE SPECIFIED:
1) X ±0.5
X.X ±0.3
X.XX ±0.15
X° ±1°
2) MACH µm 3.2√

THIS DOCUMENT CONTAINS CONFIDENTIAL OR PROPRIETARY INFORMATION OF GE HealthCare OR ITS AFFILIATES. NEITHER THE DOCUMENT NOR THE INFORMATION THEREIN IS TO BE REPRODUCED, DISTRIBUTED, USED OR DISCLOSED, EITHER IN WHOLE OR PART, EXCEPT AS SPECIFICALLY AUTHORIZED IN WRITING BY GE HealthCare AND MUST BE RETURNED UPON REQUEST. GE IS A REGISTERED TRADEMARK OF GENERAL ELECTRIC COMPANY USED UNDER TRADEMARK LICENSE.

3ZME0076310255(Z0522)

State - Released (Development) Release Date (21-Aug-2024) ER0016755
Approval details stored in the electronic record, the Global MWS PLM System

5827049

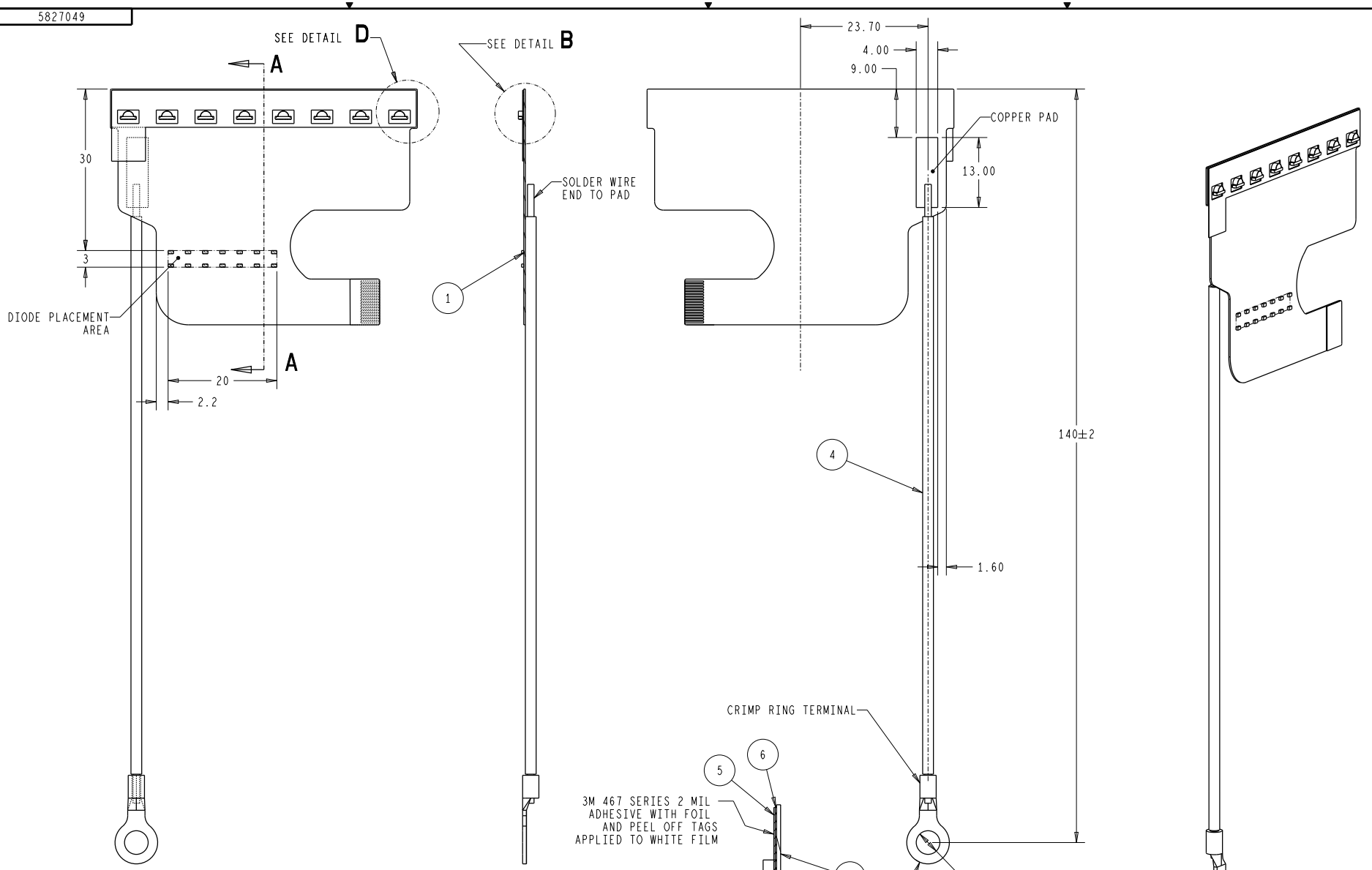

SECTION A-A

DETAIL B
SCALE 5/1

FOR GENERAL NOTES AND SPECS SEE SHEET 1

Rev	(Zone) Revisions	Change No
6	ADD SHEET 2 NOTE ADD WIRE AND TERMINAL ASSY (C4) ADD DIODE AREA (D3) ADD COPPER PAD AND SOLDER	ER0016755 05-AUG-2024 SAI

設計驗證
工程課
2024-10-11
發行

DRAWN BY: SAI	DATE: 04-NOV-2019	GE HealthCare	
SCALE: 2/1	SHEET: 2 OF 2	Copyright © 2024 GE HealthCare	
INSP. KEY: ITEMS INDICATED TO BE PART OF SUPPLIER INSPECTION PLAN.	THIRD ANGLE PJTN	DWG SIZE: C	TITLE: ALARM BAR ASSEMBLY
MATERIAL: SEE SHEET 1			PART NUMBER: 5827049

DO NOT SCALE DRAWING
METRIC DRAWING
DIMENSIONS ARE MILLIMETERS UNLESS OTHERWISE SPECIFIED
TOLERANCES AND FINISHES UNLESS OTHERWISE SPECIFIED:
1) X ±0.5, X.X ±0.3, X.XX ±0.15, X° ±1°
2) MACH µm 3.2√

THIS DOCUMENT CONTAINS CONFIDENTIAL OR PROPRIETARY INFORMATION OF GE HealthCare OR ITS AFFILIATES. NEITHER THE DOCUMENT NOR THE INFORMATION THEREIN IS TO BE REPRODUCED, DISTRIBUTED, USED OR DISCLOSED, EITHER IN WHOLE OR PART, EXCEPT AS SPECIFICALLY AUTHORIZED IN WRITING BY GE HealthCare AND MUST BE RETURNED UPON REQUEST. GE IS A REGISTERED TRADEMARK OF GENERAL ELECTRIC COMPANY USED UNDER TRADEMARK LICENSE.

3ZME0076310255(Z0522)

DRAWING NUMBER 5827049DW

State - Released (Development) Release Date (21-Aug-2024) ER0016755
Approval details stored in the electronic master, the Global MWS PLM System