



設計驗證
工程課
2024-11-27
發行

雄業實業股份有限公司

樣 品 承 認 書

雄業實業股份有限公司 TEL:2201-9999 臺北市新莊區新樹路288-10號

客　　戶：	鈺緯科技
料　　號：	3MD188ME190(M2647)
品　　名：	HEAT SINK (L365*W224*H15.6,BLACK)
日　　期：	113/11/22
送樣數量：	3 PCS
重　　量：	1441 g

設計驗證 工程課 2024-11-27 發行 鈺緯科技開發股份有限公司

REV.	DATE	DESCRIPTION	BY	APPD

TYPE	DIMENSION(mm)	QTY
A	Ø6*M3*H5.6	10

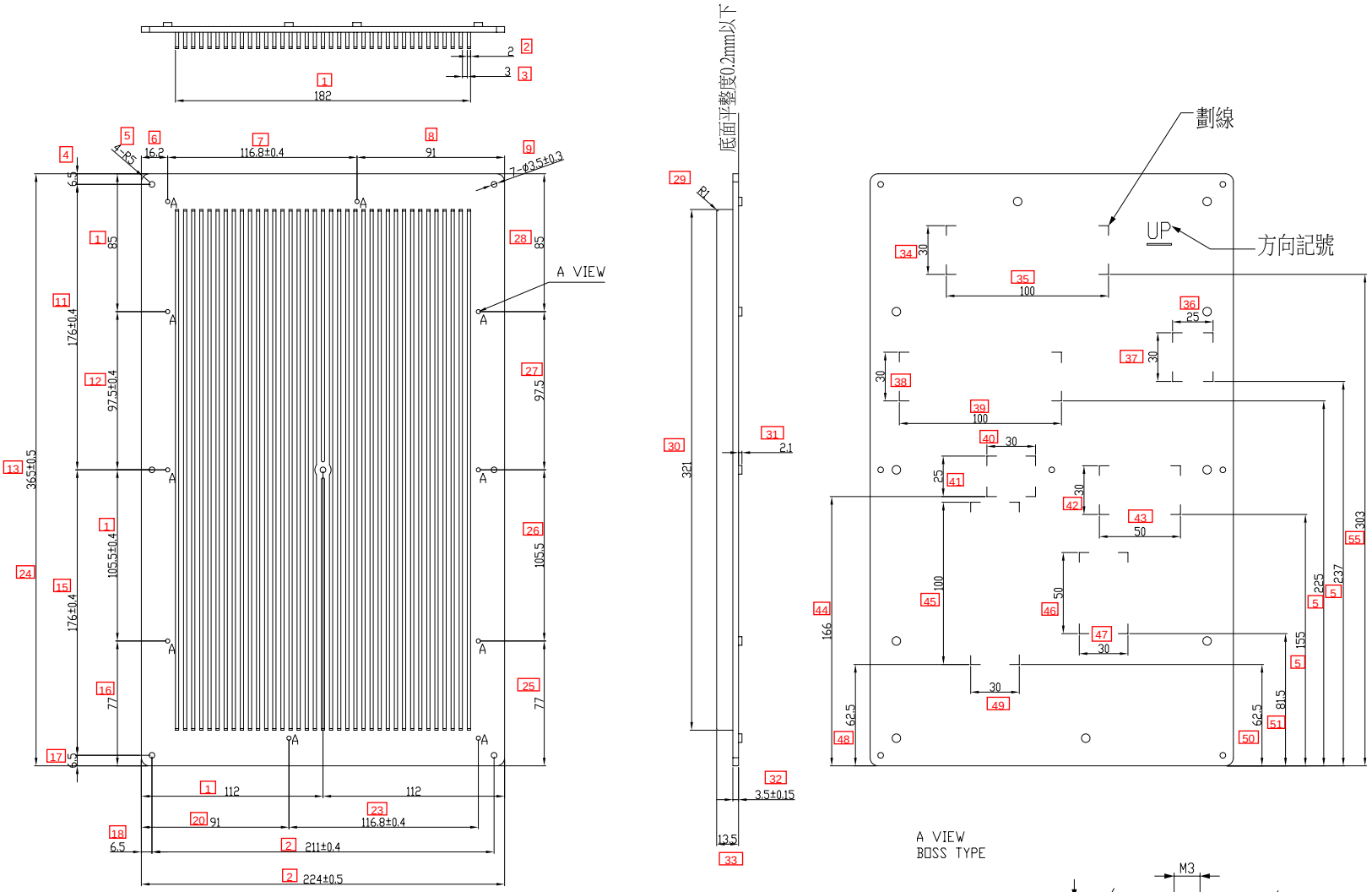

A VIEW
BOSS TYPE

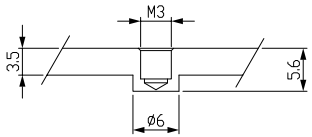

A VIEW
S=4:1

設計驗證
工程課
2024-11-27
發行
廷臻科技開發股份有限公司

NOTE:
1. MATERIAL : AL T=3.5 ± 0.05MM OR LWO APPROVED MATERIAL.
2. GENERAL TOLERANCE LEVEL IS NO.2.
3. INSIDE BENDING RADIUS TO BE 0.2 mm MAX.
4. BURR IS ACCEPTABLE UNDER 0.03 mm UNLESS OTHERWISE SPECIFIED.
5. APPEARANCE SPEC. FOLLOW LWO/IQC DEFINITION.
6. THE MIN. "TORSION + PULL" FORCE OF M4 HOLE MUST BE 8kgf-cm.
\pt170;7. IQC INSPECTION DOCUMENT: QWI-012
\ptz;

NOTE:

THIRD ANGLE PROJECTION		UNITS: mm	SCALE: 1/1	SHEET: 1 OF 1	MODEL NO.: SC5511
		MATERIAL:	A6063	TREATMENT: ANODIZING BLACK	
DSGD by	Ferris Tsai	23-Sep-16	PART NAME:	HEAT SINK (L365*W224*H15.6,BLACK)	
APPD by			PART NO.:	3MD188ME190	VER. 0
APPD NO.: M2647		FILE NAME: SC5511-HEAT-SINK	DIVA Laboratories ,Ltd.		

Test Result	

DIVA FAI DATA SHEET

Part Number :	3MD188ME190(M2647)	Supplier :	雄業	Date:	2024/11/22
Part Description :	HEAT SINK (L365*W224*H15.6,BLAC			Cavity / Tool # :	
Revision :	0	Material Spec:	A6063 3.5t	Inspector:	李宥廷

MOI-Method of inspection abbreviation: HG = Height gauge, MIC = Micrometer, DC = Dial Caliper, P = Protractor, OC = Optical Comparator, CG = Checking Gauge, CMM = Coordinate Measuring Machine, OMM = Optical Coordinate Measuring Machine, HT = Hardness Trester, TG = Thickness Gauge, VIS = D

OTHER:

DRAWING SPECIFICATIONS						INSPECTION RESULTS							INSPECTION ANALYSIS					
						Sample Number							% Tolerance		Alert/Rej		Supplier	RD Engineering
ITEM	LOCATION	NOMINAL	+TOL	-TOL	Method	1	2	3	1	2	3	Mean	UPPER	LOWER	HIGH	LOW	Remarks	Disposition
1	B4	182.00	0.50	0.50		181.990	182.000	181.970	-0.010	0.000	-0.030	181.987	0%	6%				
2	B5	2.00	0.20	0.20		1.870	1.900	1.880	-0.130	-0.100	-0.120	1.883	0%	65%				
3	B5	3.00	0.20	0.20		3.010	3.020	3.000	0.010	0.020	0.000	3.010	10%	0%				
4	B2	6.50	0.20	0.20		6.360	6.400	6.380	-0.140	-0.100	-0.120	6.380	0%	70%		Alert		
5	B3	5.00	0.20	0.20		5.020	5.000	5.030	0.020	0.000	0.030	5.017	15%	0%				
6	B3	16.20	0.20	0.20		16.160	16.200	16.180	-0.040	0.000	-0.020	16.180	0%	20%				
7	B4	116.80	0.40	0.40		116.810	116.800	116.830	0.010	0.000	0.030	116.813	8%	0%				
8	B5	91.00	0.30	0.30		90.790	90.820	90.800	-0.210	-0.180	-0.200	90.803	0%	70%		Alert		
9	B5	3.50	0.30	0.30		3.500	3.530	3.600	0.000	0.030	0.100	3.543	33%	0%				
10	C3	85.00	0.30	0.30		84.840	84.860	84.850	-0.160	-0.140	-0.150	84.850	0%	53%				
11	C2	176.00	0.40	0.40		175.990	176.020	176.000	-0.010	0.020	0.000	176.003	5%	2%				
12	C3	97.50	0.40	0.40		97.470	97.500	97.480	-0.030	0.000	-0.020	97.483	0%	8%				
13	D2	365.00	0.50	0.50		364.710	364.770	364.740	-0.290	-0.230	-0.260	364.740	0%	58%				
14	E2	105.50	0.40	0.40		105.520	105.500	105.510	0.020	0.000	0.010	105.510	5%	0%				
15	E2	176.00	0.40	0.40		176.060	176.100	176.080	0.060	0.100	0.080	176.080	25%	0%				
16	F3	77.00	0.30	0.30		76.870	76.900	76.880	-0.130	-0.100	-0.120	76.883	0%	43%				
17	F2	6.50	0.20	0.20		6.310	6.300	6.300	-0.190	-0.200	-0.200	6.303	0%	100%		Alert	注意	
18	G3	6.50	0.20	0.20		6.410	6.400	6.430	-0.090	-0.100	-0.070	6.413	0%	50%				
19	F3	112.00	0.30	0.30		111.960	112.000	111.980	-0.040	0.000	-0.020	111.980	0%	13%				
20	F3	91.00	0.30	0.30		90.940	90.980	90.960	-0.060	-0.020	-0.040	90.960	0%	20%				
21	G4	211.00	0.40	0.40		211.060	211.100	211.040	0.060	0.100	0.040	211.067	25%	0%				
22	G4	224.00	0.50	0.50		223.770	223.800	223.790	-0.230	-0.200	-0.210	223.787	0%	46%				
23	F4	116.80	0.40	0.40		116.800	116.820	116.800	0.000	0.020	0.000	116.807	5%	0%				
24	F4	112.00	0.30	0.30		111.820	111.860	111.840	-0.180	-0.140	-0.160	111.840	0%	60%				
25	F5	77.00	0.30	0.30		76.820	76.860	76.840	-0.180	-0.140	-0.160	76.840	0%	60%				
26	E5	105.50	0.30	0.30		105.510	105.480	105.520	0.010	-0.020	0.020	105.503	7%	7%				
27	D5	97.50	0.30	0.30		97.460	97.500	97.480	-0.040	0.000	-0.020	97.480	0%	13%				
28	C5	85.00	0.30	0.30		84.900	84.960	84.940	-0.100	-0.040	-0.060	84.933	0%	33%				
29	B6	1.00	0.20	0.20		1.030	1.000	1.010	0.030	0.000	0.010	1.013	15%	0%				
30	D6	321.00	0.80	0.80		321.010	321.040	321.000	0.010	0.040	0.000	321.017	5%	0%				
31	D7	2.10	0.20	0.20		1.900	1.900	1.910	-0.200	-0.200	-0.190	1.903	0%	100%		Alert	注意	
32	F7	3.50	0.15	0.15		3.410	3.440	3.420	-0.090	-0.060	-0.080	3.423	0%	60%				
33	F7	13.50	0.20	0.20		13.700	13.690	13.700	0.200	0.190	0.200	13.697	100%	0%	Alert		注意	

34	C8	30.00	0.50	0.50		30.500	30.490	30.500	0.500	0.490	0.500	30.497	100%	0%	Alert			
35	C8	100.00	0.50	0.50		100.500	100.500	100.480	0.500	0.500	0.480	100.493	100%	0%	Alert			
36	C10	25.00	0.50	0.50		25.500	25.500	25.480	0.500	0.500	0.480	25.493	100%	0%	Alert			
37	C10	30.00	0.50	0.50		30.500	30.490	30.500	0.500	0.490	0.500	30.497	100%	0%	Alert			
38	C8	30.00	0.50	0.50		30.500	30.500	30.490	0.500	0.500	0.490	30.497	100%	0%	Alert			
39	C8	100.00	0.50	0.50		100.500	100.490	100.500	0.500	0.490	0.500	100.497	100%	0%	Alert			
40	D8	30.00	0.50	0.50		30.500	30.500	30.490	0.500	0.500	0.490	30.497	100%	0%	Alert			
41	D8	25.00	0.50	0.50		25.500	25.490	25.500	0.500	0.490	0.500	25.497	100%	0%	Alert			
42	D9	30.00	0.50	0.50		30.500	30.500	30.490	0.500	0.500	0.490	30.497	100%	0%	Alert			
43	D9	50.00	0.50	0.50		50.500	50.500	50.480	0.500	0.500	0.480	50.493	100%	0%	Alert			
44	E7	166.00	0.50	0.50		165.550	165.550	165.570	-0.450	-0.450	-0.430	165.557	0%	90%		Alert		
45	E8	100.00	0.50	0.50		100.350	100.350	100.340	0.350	0.350	0.340	100.347	70%	0%	Alert			
46	E9	50.00	0.50	0.50		50.500	50.490	50.500	0.500	0.490	0.500	50.497	100%	0%	Alert			
47	E9	30.00	0.50	0.50		30.500	30.500	30.480	0.500	0.500	0.480	30.493	100%	0%	Alert			
48	E7	62.50	0.50	0.50		62.060	62.100	62.020	-0.440	-0.400	-0.480	62.060	0%	96%		Alert		
49	E8	30.00	0.50	0.50		30.500	30.500	30.490	0.500	0.500	0.490	30.497	100%	0%	Alert			
50	F10	62.50	0.50	0.50		62.060	62.100	62.080	-0.440	-0.400	-0.420	62.080	0%	88%		Alert		
51	F10	81.50	0.50	0.50		81.080	81.100	81.100	-0.420	-0.400	-0.400	81.093	0%	84%		Alert		
52	E10	155.00	0.50	0.50		154.570	154.580	154.580	-0.430	-0.420	-0.420	154.577	0%	86%		Alert		
53	E10	225.00	0.50	0.50		224.580	224.600	224.580	-0.420	-0.400	-0.420	224.587	0%	84%		Alert		
54	E11	237.00	0.50	0.50		236.590	236.600	236.600	-0.410	-0.400	-0.400	236.597	0%	82%		Alert		
55	E11	303.00	0.50	0.50		303.500	303.500	303.500	0.500	0.500	0.500	303.500	100%	0%	Alert			
56		以下空白																
57																		
58																		
59																		
60																		
61																		
62																		
63																		
64																		
65																		
66																		
67																		
68																		
69																		

Instructi
1.Inspector mest fillout the yellow area.
2. The table will automatically calculate the data in green area.