







設計驗證
工程課
2024 -12- 26
發行
紘緯科技開發股份有限公司

UNICABLE

SPECIFICATION FOR APPROVAL

CUSTOMER: 鈺緯科技股份有限公司

PART NAME: CABLE

CUSTOMER PART NO: 3KP00002124032 (K0676)

UNICABLE PART NO: 5UT-005950-00

DATE: 2024/12/23

APPROVED BY:	
CHK. BY	**APP. BY**
設計驗證 工程課 2024-12-26 發行 鈺緯科技開發股份有限公司	

國陽電業有限公司 **UNICABLE CO.,LTD.**

公司:新北市三重區三和路四段111-33號5樓 TEL: (02) 2286-2122 FAX:(02)22861010

OFFICE:5FL., NO. 111-33, SEC. 4,SAN HO RD., SAN CHUNG DIST., NEW TAIPEI CITY, TAIWAN, R.O.C.

RoHS

REV.	DESCRIPTION

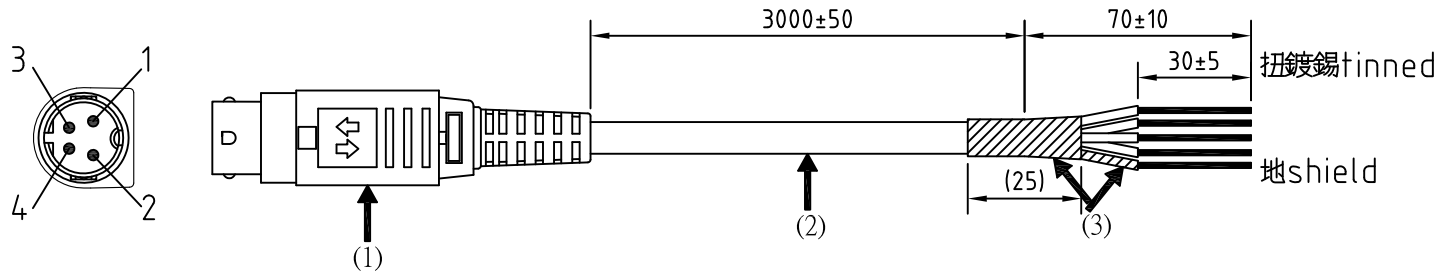

接線圖wiring diagram

PIN	顏色color
1	紅 red
2	白 white
3	藍 blue
4	黑 black
外殼shell	地線shield

設計驗證
工程課
2024-12-26
發行
鈺緯科技開發股份有限公司

檢測標準electricity test:
絕緣阻抗insulation resistance: 2M ohm
導通阻抗contact resistance: 10 ohm

TOLERANCE ±0.5 UNLESS SPECIFIC

ITEM	DESCRIPTION	Q'TY	PART NO.	REMARK
6				
5				
4				
3	TUBE	2		熱縮套管 黑 black heat shrink tube
2	CABLE	1		UL2464 black #18×4C+D+A OD:6.3±0.15mm
1	PLUG	1	UT-A001-4P	4 PIN POWER DIN MALE LOCK

Unicable Co., Ltd. 國陽電業有限公司
5F., No. 111-33, Sec. 4, San Ho Road., San Chung Dist., New Taipei City, Taiwan
http://www.unicable.com.tw Tel: +886-2-2286-2122 Fax: +886-2-2286-1010

CUSTOMER	鈺緯科技股份有限公司		
PART NO.	3KP00002124032(K0676)		
DWG NO.	5UT-005950-00	UNIT	MM
DWN	GINA	REV.	0
CHK	IAN	DATE	2024/12/16

REV.	Description	Date
1,2	spec. revise	2011/2/16
3	withdrawal force revise	2011/6/9
4	rate voltage revise	2017/11/30

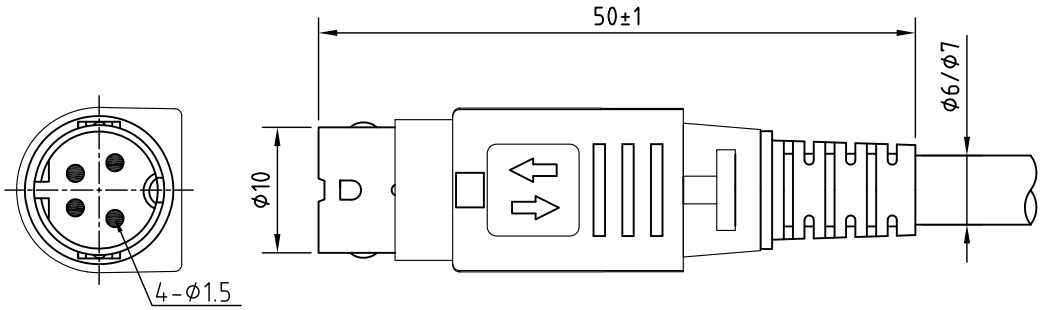

Specification

1. Current rating: 7.5A max.
2. Rated voltage: 48V/DC max.
3. Contact resistance: 30mΩ max.
4. Insulation resistance: DC 250V 50MΩ min.
5. Voltage withstand: AC 250V / 1 minute
6. Insertion force: 3.5kgs max.
7. Withdrawal force: 0.5-3.5Kgs

設計驗證
工程課
2024-12-26
發行
旺鏈科技開發股份有限公司

RoHS

TOLERANCE X±0.5 X.X±0.3

Item	Description	Material	Treat & Remark
7	Trial	PVC	UL94V-0
6	Spring	Steel	
5	Cover	Brass	Nickel ptd.
4	Terminal/Core	Brass/PBT	Silver ptd./UL94V-0
3	Plastic ring	POM	
2	Body B	PC	UL94V-0
1	Body A	PC	UL94V-0

Unicable Co., Ltd. 國陽電業有限公司
5F., No. 111-33, Sec. 4, San Ho Road, San Chung City, Taiwan, R.O.C.
http://www.unicable.com.tw TEL:+886-2-2286-2122 FAX:+886-2-2286-1010

DATE	2017/11/30	PART NO.	UT-A001-4P
DWN	GINA	REV.	4
CHK			
UNIT	MM		

ITEM: Circular Power Connector Push Lock Type

CONSTRUCTION

ITEM		SPECIFICATION
STYLE		UL1061
CONDUCTOR	AWG	18AWG
	MATERIAL	TC
	COND.SIZE	34/0.18 ㎜
INSULATION	MIN.AVG.THICK	0.23 ㎜
	MATERIAL	SR-PVC
	O.D	1.75±0.05 ㎜×4C
	LENGTH OF LAY	—
DRAIN WIRE	MATERIAL	TC
	COND.SIZE	34/0.18 ㎜
AL.MYLAR	FACE INSIDE WRAPPED COVERING 100%	
JACKET	MIN.AVG.THICK	0.76 ㎜
	MATERIAL	PVC+UV(0.4%)
	COLOR	BLACK
	O.D	6.3±0.15 ㎜

COLOR CODE

1.WHITE
2.BLACK
3.RED
4.BLUE

SPECIFICATION：

UL 2464 18AWG×4C+D+A

ELECTRICAL CHARACTERISTICS

1.Rating：TEMP 80℃,VOLTAGE 300V
2.Conductor Resistance：at 20℃(MAX)
18AWG：21.8Ω/KM
3.Insulation Resistance：at 20℃min 10MΩ/KM
4.Dielectric Strength：(Shielded cable only)
1500V/1min No Breakdown

PHYSICAL PROPERTIES

1.Tensile strength: Unaged:1500PSI min(Ja)
3000PSI min(In)
Aged:70%min(Ja)(In)
2.Elongation: Unaged:100% min(Ja)(In)
Aged:65% min(Ja)
70% min(In)
3.Heat shock: no cracks
4.Deformation: not decrease more than 50%
5.Cold Bend: no cracks
6.Flame Test: Passed UL VW-1

MARKING

Printed：<LF>E119932-C AWM 2464 .....
LL84201 CSA AWM I/IIA.....
COPARTNER <UV>

PART NO.	1018-04C.AD
CONSTRUCTION D.W.G	

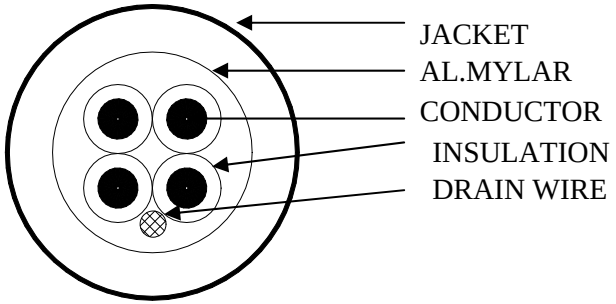

CUTOFF LENGTH	

DATE	2010/9/24
APPROVED	許團圓
CHECKED	吳世英
DRAWING	王麗敏
REMARK 國陽	

AVLV2.E119932
Appliance Wiring Material - Component

Page Bottom

Appliance Wiring Material - Component

See General Information for Appliance Wiring Material - Component

COPARTNER TECHNOLOGY CORP E119932
FAR EAST CENTURY PARK, 4TH FL
16 CHIEN PA RD
CHUNG HO CITY, TAIPEI HSIEN TAIWAN

Table of Recognized Styles							
Single-conductor, thermoplastic insulation.							
1007	1490	1698	1896	10103	10402	10708	10972
1015	1500	1703	1897	10104	10408	10720	10981
1056	1505	1719	1926	10109	10439	10729	10982
1061	1516	1729	1942	10113	10444	10730	10983
1095	1533	1731	1943	10118	10446	10732	10984
1107	1569	1741	1957	10138	10450	10733	10985
1150	1571	1763	1968	10149	10453	10734	11012
1174	1581	1773	1980	10152	10466	10763	11034
1185	1589	1777	1982	10189	10474	10764	11035
1275	1598	1790	1983	10190	10483	10766	11040
1330	1617	1792	1998	10193	10493	10768	11064
1331	1618	1809	10002	10200	10507	10796	11098
1332	1631	1828	10005	10212	10586	10798	11143
1333	1640	1832	10040	10250	10596	10799	11144
1354	1644	1862	10043	10255	10613	10856	11176
1365	1647	1866	10046	10298	10616	10857	11179
1375	1672	1867	10051	10368	10625	10918	
1429	1685	1876	10063	10369	10645	10926	
1430	1691	1886	10064	10387	10646	10927	
1431	1697	1894	10066	10388	10669	10954	
Multiple-conductor, thermoplastic insulation.							
2094	2576	2851	20259	20413	20883	21265	21455
2095	2584	2854	20276	20417	20912	21281	21456
2096	2586	2863	20279	20496	20955	21283	21457
2129	2587	2896	20280	20513	21002	21284	21458
2344	2589	2919	20281	20522	21064	21286	21491
2405	2598	2941	20293	20528	21080	21296	21492

2448	2611	2960	20297	20541	21083	21305	21541
2463	2651	2969	20306	20549	21088	21306	21550
2464	2661	2990	20317	20554	21099	21307	21551
2468	2678	20000	20318	20555	21104	21339	21571
2483	2710	20080	20327	20624	21106	21371	21593
2493	2725	20081	20330	20626	21118	21388	21686
2502	2733	20099	20350	20647	21143	21394	21687
2516	2734	20120	20351	20744	21144	21425	
2517	2740	20197	20353	20820	21149	21440	
2547	2789	20207	20379	20844	21150	21451	
2552	2791	20251	20387	20851	21186	21452	
2560	2835	20255	20410	20855	21235	21453	
2562	2844	20256	20411	20875	21238	21454	
Single-conductor, thermoset insulation.							
3167	3250	3287	3334	3368	3423	3446	3823
3173	3265	3288	3346	3376	3424	3458	3825
3182	3266	3289	3347	3377	3432	3459	
3195	3271	3302	3348	3397	3438	3597	
3199	3272	3312	3351	3398	3440	3599	
3247	3273	3321	3352	3399	3443	3790	
3249	3286	3331	3358	3415	3445	3817	

10981 - For 10981 of vol.5, client request us to delete it.

Marking: Company name, voltage rating, temperature rating, conductor size, conductor material if other than copper, and use.

Last Updated on 2013-06-24

© 2013 UL LLC

When the UL Leaf Mark is on the product, or when the word "Environment" is included in the UL Mark, please search the UL Environment database for additional information regarding this product's certification.

The appearance of a company's name or product in this database does not in itself assure that products so identified have been manufactured under UL's Follow-Up Service. Only those products bearing the UL Mark should be considered to be Certified and covered under UL's Follow-Up Service. Always look for the Mark on the product.

UL permits the reproduction of the material contained in the Online Certification Directory subject to the following conditions: 1. The Guide Information, Assemblies, Constructions, Designs, Systems, and/or Certifications (files) must be presented in their entirety and in a non-misleading manner, without any manipulation of the data (or drawings). 2. The statement "Reprinted from the Online Certifications Directory with permission from UL" must appear adjacent to the extracted material. In addition, the reprinted material must include a copyright notice in the following format: "© 2013 UL LLC".

ZPFW2.E149185
Wiring Harnesses - Component

Page Bottom

Wiring Harnesses - Component

See General Information for Wiring Harnesses - Component

UNICABLE CO LTD E149185
5TH FL
111-33 SAN HO RD, SEC 4
SAN CHUNG
NEW TAIPEI, 241 TAIWAN
Last Updated on 2012-10-03

Questions? Print this page Terms of Use Page Top

© 2012 UL LLC

When the UL Leaf Mark is on the product, or when the word "Environment" is included in the UL Mark, please search the UL Environment database for additional information regarding this product's certification.

The appearance of a company's name or product in this database does not in itself assure that products so identified have been manufactured under UL's Follow-Up Service. Only those products bearing the UL Mark should be considered to be Listed and covered under UL's Follow-Up Service. Always look for the Mark on the product.

UL permits the reproduction of the material contained in the Online Certification Directory subject to the following conditions: 1. The Guide Information, Designs and/or Listings (files) must be presented in their entirety and in a non-misleading manner, without any manipulation of the data (or drawings). 2. The statement "Reprinted from the Online Certifications Directory with permission from UL" must appear adjacent to the extracted material. In addition, the reprinted material must include a copyright notice in the following format: "© 2012 UL LLC".