REV.	DATE	DESCRIPTION	BY	APVD
-	2025-01-03	FIRST RELEASE	Ferris	

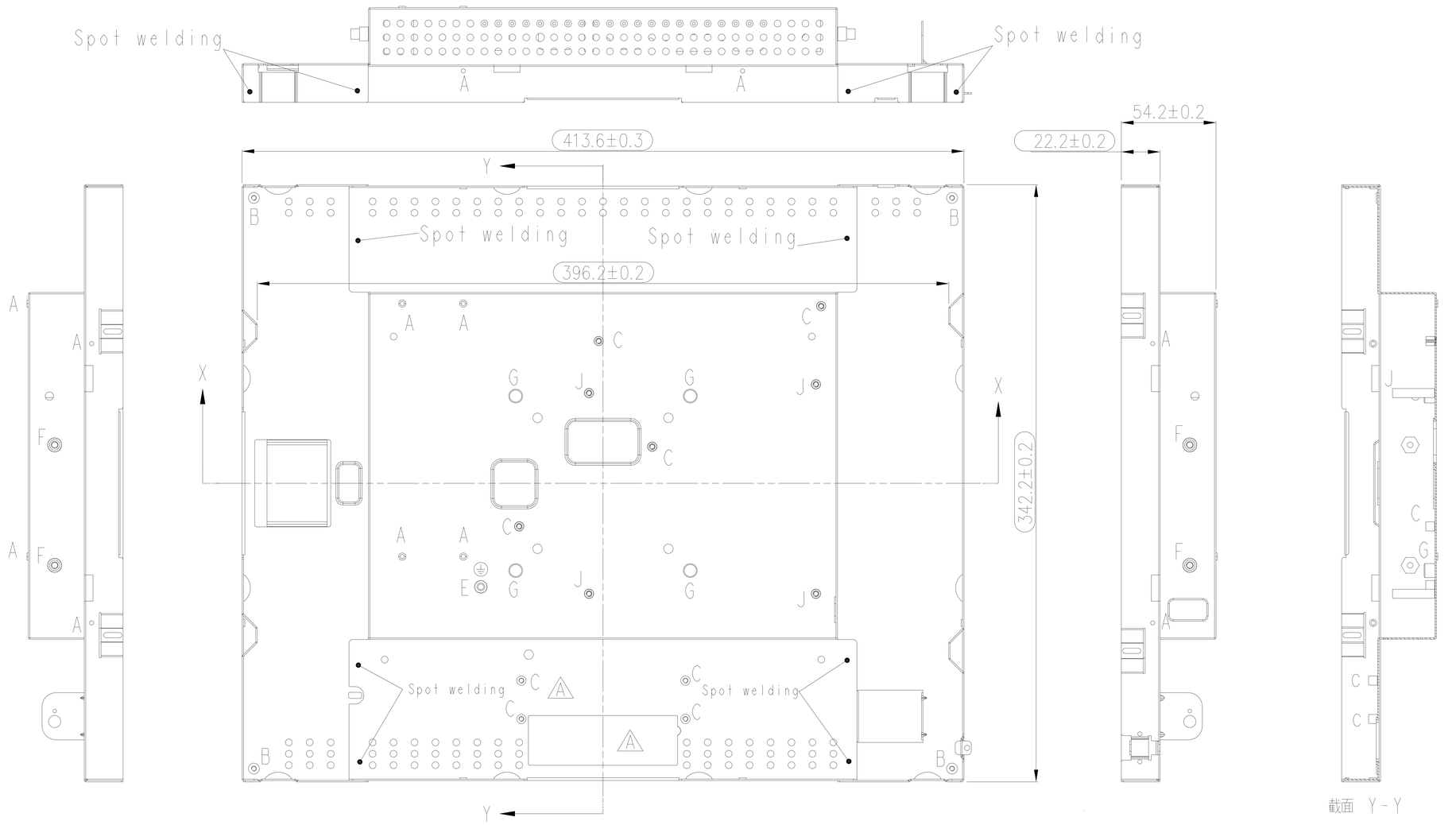

截面 Y-Y

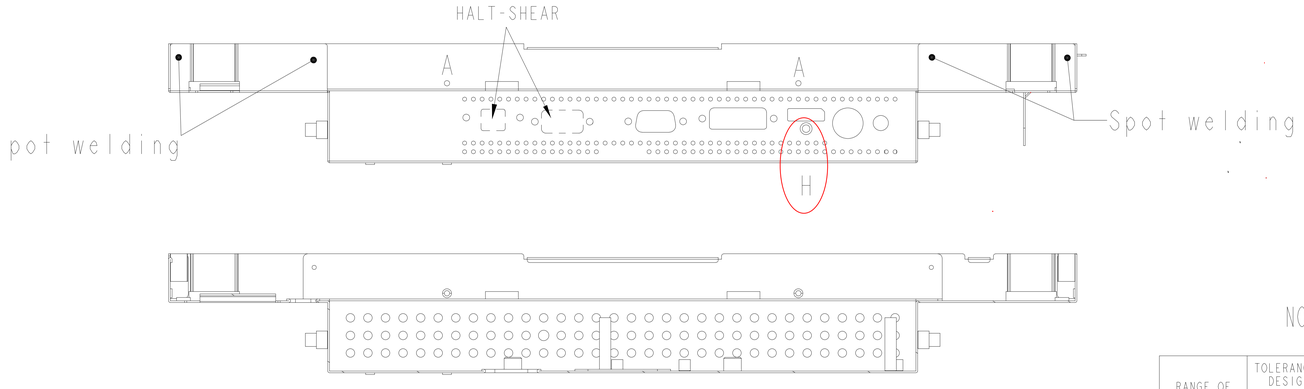

截面 X-X

12. Unspecifield Dimension refer to CAD Drawing file.
11. M3 Burry Hole, Torque ≥ 6 kgf-cm.
10. "H": ∅3.5 Countersink hole (Countersink angle 120°).
9. "G" Nut, Pull Strength ≥ 20 kgf, Torque ≥ 6 kgf-cm.
8. M3 Standoff & Nut, Pull Strength ≥ 20 kgf, Torque ≥ 6 kgf-cm.
7. Standoff "J": M3 * 0.5 (deep 7.0), H= 25.1 .
6. Nut "G": M4 * 0.7 (deep 6.0), H= 7.0 .
5. Standoff "F": M4 * 0.7 (deep 7.0), H= 11.0 .
4. Standoff "E": M4 * 0.7 (through hole), H= 6.0 .
3. Standoff "C": M3 * 0.5 (through hole), H= 6.0 .
2. Nut "B": M3 * 0.5 (through hole).

NOTES: 1. Burry Hole "A": M3 * 0.5 (through hole).

4. 點焊處需塗銀漆.
3. IQC檢驗規範文件: QWI-014.
2. 尺寸檢驗及毛邊，參考承認樣品 .

NOTES: 1. 毛邊側向內，毛邊須小於0.03mm，以不傷手爲原則 .

*舊料號 3MDI59ME020, 3MDI59ME02A 需保留.

RANGE OF DIMENSION	TOLERANCE CLASS DESIGNATION		
	V		
	fine	medium	coarse
UP TO 3	±0.05	±0.1	±0.2
OVER 3~6	±0.05	±0.1	±0.3
OVER 6~30	±0.1	±0.2	±0.5
OVER 30~120	±0.15	±0.3	±0.8
OVER 120~400	±0.2	±0.5	±1.2
OVER 400~1000	±0.3	±0.8	±2.0
OVER 1000~2000	±0.5	±1.2	±3.0
OVER 2000~4000	-	±2.0	±8.0
ANGLE ±1° (±1.75/100)			

THIRD ANGLE PROJECTION

UNITS: mm	SCALE: 1/1	SHEET: 1 OF 2	MODEL NO.: RGP1942AM
MATERIAL: SECC, t=0.81		TREATMENT: NONE	
DSGD by	Ferris Tsai	2025-01-03	PART NAME: MAIN BRACKET (RGP1942AM,DC12V)
CHK by			DIVA P/N: 3MD159ME090
APVD by			Qisda NO.:
APVD NO.:		3D FILE NAME: 19-MAIN-BKT-RGP-DC12V	DIVA Laboratories ,Ltd.

REV.	DATE	DESCRIPTION	BY	APVD
-	2025-01-03	FIRST RELEASE	Ferris	



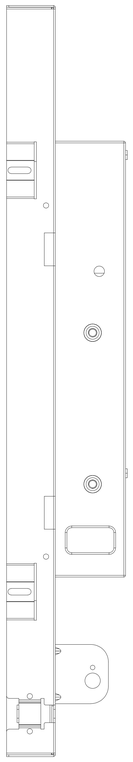

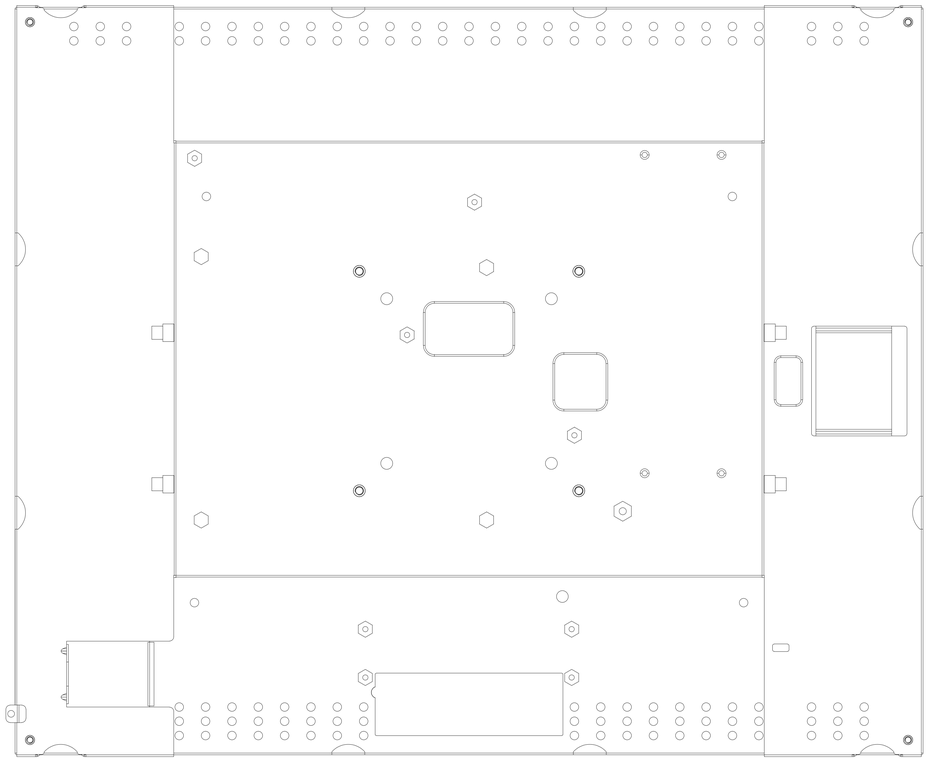



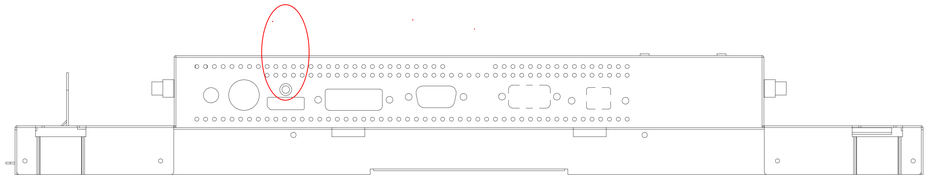

12. Unspecifield Dimension refer to CAD Drawing file.
11. M3 Burry Hole, Torque ≥ 6 kgf-cm.
10. "H": ∅3.5 Countersink hole (Countersink angle 120°).
9. “G” Nut, Pull Strength ≥ 20 kgf, Torque ≥ 6 kgf-cm.
8. M3 Standoff & Nut, Pull Strength ≥ 20 kgf, Torque ≥ 6 kgf-cm.
7. Standoff “J”: M3 * 0.5 (deep 7.0), H= 25.1 .
6. Nut “G”: M4 * 0.7 (deep 6.0), H= 7.0 .
5. Standoff “F”: M4 * 0.7 (deep 7.0), H= 11.0 .
4. Standoff “E”: M4 * 0.7 (through hole), H= 6.0 .
3. Standoff “C”: M3 * 0.5 (through hole), H= 6.0 .
2. Nut “B”: M3 * 0.5 (through hole).

NOTES: 1. Burry Hole “A”: M3 * 0.5 (through hole).

RANGE OF DIMENSION	TOLERANCE CLASS DESIGNATION			THIRD ANGLE PROJECTION	UNITS: mm	SCALE: 1/1	SHEET: 2 OF 2	MODEL NO.: RGP1942AM
	V				MATERIAL: SECC, t=0.8t		TREATMENT: NONE	
	fine	medium	coarse					
UP TO 3	±0.05	±0.1	±0.2	DSGD by Ferris Tsai	2025-01-03	PART NAME:	MAIN BRACKET (RGP1942AM,DC12V)	
OVER 3~6	±0.05	±0.1	±0.3					
OVER 6~30	±0.1	±0.2	±0.5	CHK by		DIVA P/N:	3MD159ME090	
OVER 30~120	±0.15	±0.3	±0.8					
OVER 120~400	±0.2	±0.5	±1.2	APVD by		Qisda NO.:		
OVER 400~1000	±0.3	±0.8	±2.0					
OVER 1000~2000	±0.5	±1.2	±3.0	APVD NO.:	3D FILE NAME: 19-MAIN-BKT-RGP-DC12V	DIVA Laboratories ,Ltd.		
OVER 2000~4000	-	±2.0	±8.0					
ANGLE ±1° (±1.75/100)								

4. 點焊處需塗銀漆.
3. IQC檢驗規範文件: QWI-014.
2. 尺寸檢驗及毛邊，參考承認樣品 .
NOTES: 1. 毛邊側向內，毛邊須小於0.03mm，以不傷手爲原則 .

*舊料號 3MD159ME020, 3MD159ME02A 需保留.