



設計驗證
工程課
2025 -05- 23
發行

Xya 新亚 Electric Communication

SPECIFICATION FOR APPROVAL

承認書

客户名称 Customer Name	钰纬科技
产品描述 Description	H WIRE*3 (WRBB-H125004NAA-B4-A0*2, 360mm)
客户料号 Customer P/N	3KH00129010 (K1035)
机种 Model	
新亚料号 Xya P/N	X25JGW-4112-P
制作 Designed by	张拙
审核 Checked by	汪小龙
核准 Approved by	孙玉宝

客户确认 CUSTOMER SIGNATURE		
制作 Prepared By	审核 Checked By	核准 Approved By

設計驗證 工程課 2025-05-23 發行 钰纬科技開發股份有限公司

请签字确认回签。
PLEASE RETURN TO US ONE COPY OF SPECIFICATION FOR APPROVAL WITH YOUR APPROVED SIGNATURES.

苏州新亚电通股份有限公司
SUZHOU XINYA ELECTRIC COMMUNICATION CO., LTD.

版本 REV.	日 期 DATE	变更单号 ECO NO.	变更内容 DESCRIPTION	制图 DRAWN

HARNESS图号DRAWING NO.	单重： 克
H4112F	整绞： 圈

红 磷

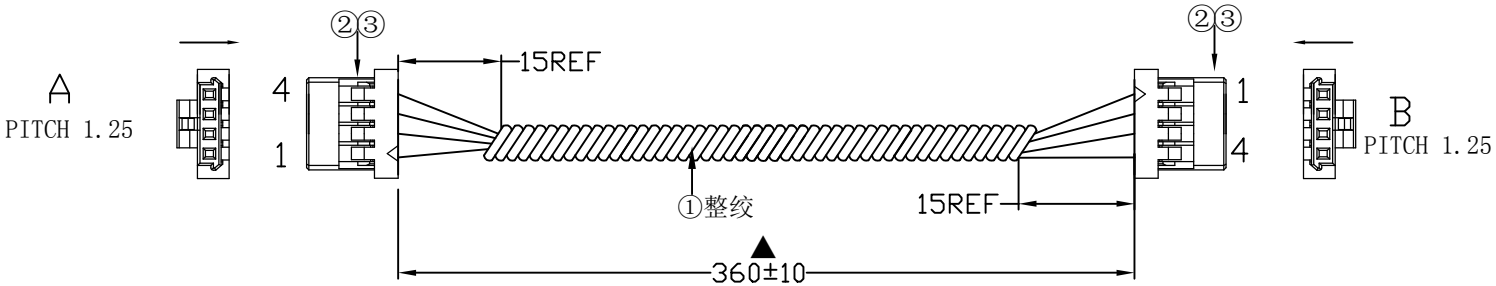

設計驗證
工程課
2025 -05- 23
發行
紅緯科技開發股份有限公司

打▲的为重点检测尺寸

序号 NO.	料 号 PART NO.	数 量 Q'TY	材 料 MATERIAL	厂商 VENDOR
③	D1257-4P-XT-HF	2	HOUSING: 无卤无红磷 D1257-4P-X	XINYA/EQUIV
②	D1257-TOP.VA-X	6	TERMINAL: D1257-TOP.VA-X	XINYA/EQUIV
①	00S1571-28*4Z-*	3	WIRE:无DOP无红磷 UL1571 #28(7/0.127) OD=0.8 VW-1	XINYA/HM/EQUIV

A	线 规 SPEC	颜色 COLOR	开线 CUT	A	B	B
				剥头 PEEL		
4	UL 1571 #28 TS	红	395±1	1.5	1.5	4
3	UL 1571 #28 TS	蓝	395±1	1.5	1.5	3
1	UL 1571 #28 TS	黑	395±1	1.5	1.5	1

苏州新亚电通股份有限公司 SUZHOU XINYA ELECTRIC COMMUNICATION Co.,LTD.	制 表 (DR.)	校 对 (COL.)	审 核 (CHK.)	核 准 (APPD.)	通用公差 GENERL TOLERANCE		料 号 PART NO.	X25JGW-4112-P	客 户 CUSTOMER	钰纬科技	版 本 REV.	1
	张 2025-02-12 抽				X.±0.50	X.°±3°	客户料号 CUTM.NO.	3KH00129010 (K1035)	第1版 (OR.D.)	2025.02.12	页 次 SHEET	1/1
					.X±0.30	.X°±1°	机种号 MODEL.NO.	-	比例：无 SCALE: FREE		单 位 UNITS	MM

版本 REV.	日 期 DATE	变更单号 ECO NO.	变更内容 DESCRIPTION	制图 DRAWN

HARNESS图号DRAWING NO.

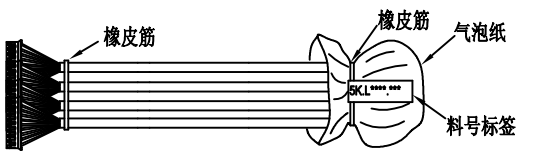

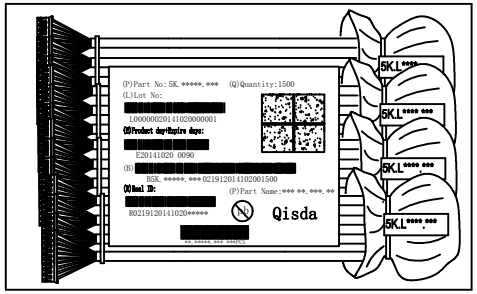

附图A：

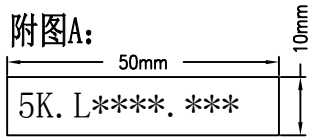

附图B：

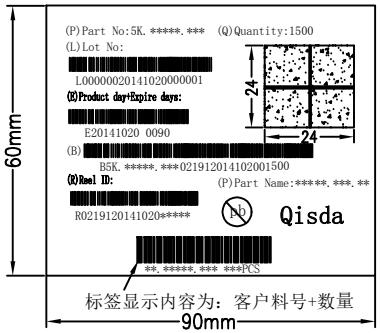

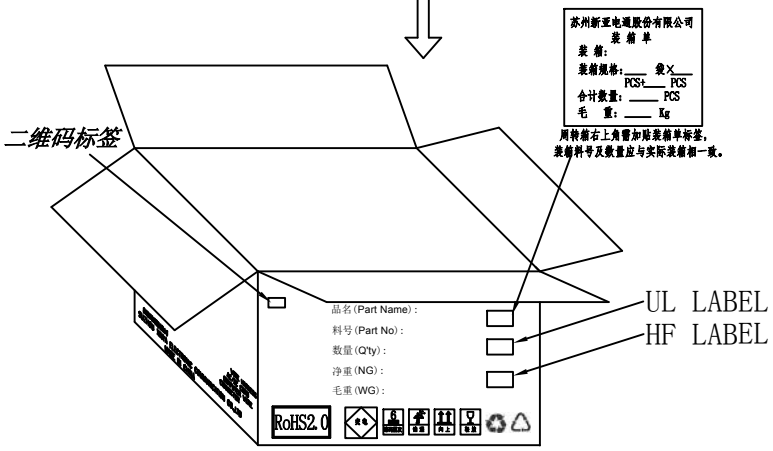

附图C：

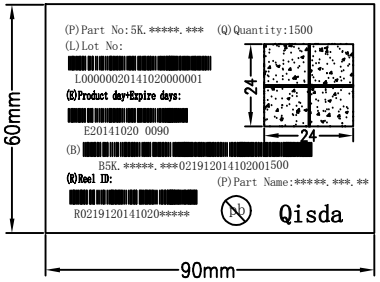

备注：

1 每***PCS用橡皮筋扎成一扎，加贴一料号标签(见附图A),有气泡袋包扎的料号标签贴在气泡袋上，无气泡袋包扎的料号标签贴在线体上。

2 如遇过板端子、磁环等易损构件，每扎包装时须加气泡纸。

3 将每扎产品依次装入一PE袋,PE袋上需加贴二维码标签(见附图B)。

4 箱体外必须贴上UL标签及二维码标签(见附图C)**(无卤料需加贴“HF”标签)**

5 外箱单重的信息，需要填写在对应位置上，书写工整，不可随意书写。

6 箱子不得有破损，用胶带密封好，且注意不可重压。。

	制 表 (DR.)	校 对 (COL.)	审 核 (CHK.)	核 准 (APPD.)	通用公差 GENERL TOLERANCE		料 号 PART NO.	LCD GP料包装图	客 户 CUSTOMER	佳世达	版 本 REV.	1
苏州新亚电通股份有限公司 SUZHOU XINYA ELECTRIC COMMUNICATION Co.,LTD.	范 2022-10-11 唯浩				X.±0.50	X.°±3°	客户料号 CUTM. NO.	–	第1版 (OR.D.)	2022.10.11	页 次 SHEET	1/1
					.X±0.30	.X°±1°	机种号 MODEL. NO.	–	比例：无 SCALE: FREE		单 位 UNITS	MM

苏州新亚电通股份有限公司

类　　别	料号编码原则 [线束成品料号编列]	文件编号	X001
工作指导书		机密等级	■ 机密 □ 一般
		版　　次	A
		页　　次	1 / 2

线束成品料号编列：

S □□ □ □□-□□□□-□□-□□-□□

1 2 3 4 5 6 7 8

1、销售模式码：S=外销(保税)　X=内销(非保税)

2、年度码：8 代表 2008 年开发的料件，16 代表 2016 年开发的料件

3、产品类别码：

A	镀锡FFC(扁铜线)		B	镀金FFC(扁铜线)
C	咪头		E	机外线(注塑成型类)
G	隔离线		H	一端HOUSING，一端沾锡
I	IDC类		J	两端HOUSING类单线
K	镀锡FFC(圆铜线)		L	Wire Harness LVDS
M	一端HOUSING，一端电源插头		N	NB CABLE
P	FPC		Q	原材料类
R	FFC G-TYPE		S	MINI SAS
T	外接端子类		V	Wire Harness排线类
W	Only Wire		Y	Wire Harness刺破式类

4、客户别码：详见客户识别码索引表

5、流水码：从 0001~9999，一个循环结束后，再从 0001~9999

6、特殊料件识别码：

无特殊要求时为空

产品类别码(Table 2)

C	FFC小线冲型类		CL	FFC LVDS冲型类
CV	FFC冲型+HOT-bar类		CF	FFC反折Pin冲型类
F	FFC反折Pin类		L	FFC LVDS类(无冲型、HOT-bar)
LF	FFC LVDS反折Pin类		VF	FFC HOT-bar反折Pin类
V	HOT-bar类		VL	FFC LVDS(HOT-bar类)
TSD	复杂的汽车线(2个以上组件)		TSE	简单的汽车线(2个组件)
ASD	复杂的组合线(2个以上组件，且非汽车线)		ASE	简单的组合线(2个组件，且非汽车线)
CD	低单价线束			

7、环保料件识别码：

HF	无卤类		Z	无DOP类
HZ	无卤、无DOP类		P	无红磷类
HP	无卤、无红磷类			

8、产品交货地点码：

正常此码省略

当同一个料号出不同产地时，增加产地后缀码，详细见客户识别码索引表

除先锋产品出海外，后缀增加“-E”以示区分

先锋产品出海外，后缀增加“-X”，切记，不是“-*”

若产品交往海外的不同地点国家，在”-E”和 ”-X”前增加 2 码地点码，

如” –HL-E”(出海外，交往荷兰)、” –BL-E”(出海外，交往波兰)

详见客户识别码索引表

苏州新亚电通股份有限公司

PRODUCTION NAME：WIRE HARNESS			
Designed：Jodie	APVD：Aviv	Edition：D	File Name：ML1001
		DATE：2019.07.01	Page：1/8

1. SCOPE 应用范围

This product specification contains the test method, the general performance and requirement for Flexible Flat Cable system.

2. REQUIREMENTS 必要条件

2.1. DESIGN AND CONSTRUCTION 设计规范

Product shall be of the design, construction and physical dimensions specified on the applicable product drawing

2.2. MATERIALS 材质

A、Housing：见零件规格书

B、Terminal：见零件规格书

C、Wire：见零件规格书

2.3. Wire RATINGS 线材规格

A、见零件规格书

3.Standard of Confidence Test 信赖性测试

3.1 TEST ENVIRONMENT 测试条件

A. Environment Temperature: 15~35℃

B. Humidity: 45~75%

3.2.TEST REQUIREMENTS AND PROCEDURES SUMMARY

PRODUCTION NAME：WIRE HARNESS			
Designed：Jodie	APVD：Aviv	Edition：D	File Name：ML1001
		DATE：2019.07.01	Page：2/8

Items 测试项目		Test conditions 测试条件	Criteria 判定标准
1	Appearance inspection 外观检查	1、without mechanical injure、deformation、denude 2、Connection terminal should be shining， no oxidization and scoring	PASS
ELECTRICAL 电气特性			
1	Contact Resistance 接触阻抗	20mV/10mA	Less than 20mΩ
2	Insulation Resistance 绝缘阻抗	DC500V /1min	More than 100MΩ
3	Dielectric Withstanding Voltage 耐电压	AC250V/0.5mA 1min	No breakdown
4	Continuity Test 导通测试	Continuity performance should be good， without short、wrong order	No Withoutshort wrong order
MECHANICAL 机械特性			
5	Terminal crimp tensile strength 抗张强度	Terminal crimp tensile strength (Excluding insulation of wire)：	Figure 1
6	Pull-out Test 插拔测试	With the corresponding conn is inserted in the 25± 3mm/min	Figure 2
7	Mechanical life 机械寿命	Insertion and withdrawal 50 times with speed of 100 times/ hour	More than 50 cycle
8	Plating Thickness Test 膜厚测试	Coating Thickness Tester	NA

ENVIRONMENTAL 环境特性			
9	Heat Resistance 耐高温	At the temperature of high temperature test box 85±2℃ is placed in a 96±1H，1H recovery room temperature after detection	PASS
10	Low temperature resistance 耐低温性	At the temperature of high temperature test box -25±2℃ is placed in a 96±1H，1H recovery room temperature after detection	PASS
11	Heat Cycle Test 冷热循环	The 1 cycles：-25℃~+25℃~+85℃~+25℃，5 consecutive cycles，1H recovery room temperature after detection	PASS
12	Humidity 恒温恒湿	Test temperature of 40 degrees, humidity 90～95%RH，the time of 96±1H，1H recovery room temperature after detection	PASS
13	Vibration Test 振动测试	Frequency：50HZ，Swing：1.52mm，each of X, Y, Z-axis directions for 12cycles，and every30 mins	The external appearance have no injury，onnection part has no loose or break
14	Salt Spray 盐雾试验	Temperature：35 ±2℃ Salt solution：5 ±1% Duration：16±1h (After the test，salt deposit shall be removed in running water) 符合国标 GB6461-2002 7 级判断标准	PASS
15	Characteristics 特性阻抗	The type of the equipment：DCA-J 86100C Test standard：NA	NA

4. Direction For Use 产品使用说明

4.1 保质期：包装好的产品在 20±10℃、:70%RH 湿度以下的环境中，可以储存 6 个月

4.2 该产品只适用开发段所对应机种/机型使用需求，不可以作为其它用途使用。若客户端延用到其它机种/机型，则需要向新亚确认是否能继续延用，若因没有通知新亚评估直接使用到其它机种/机型所造成的异常损失，苏州新亚电通有限公司不承担相应的异常责任

4.3 该产品符合制造国(中国)的法律法规要求，同时符合客户在开发段提供的交换目的国法律法规要求，若客户更改交换目的国，需要书面通知新亚，新亚评估是否符合对应国的法律法规要求，若客户在开发段不给予交换目的国的信息，则默认符合制造国的法律法规要求即可，若客户变更交换目的国没有书面通知苏州新亚，苏州新亚电通有限公司不承担因此造成的异常责任

Figure 1

导体规格	导体截面积	抗张强度判定标准
34#	0.02㎜²	＞0.3Kg
32#	0.03㎜²	＞0.5Kg
30#	0.05㎜²	＞1.2Kg
28#	0.08㎜²	＞1.5Kg
26#	0.13㎜²	＞2.5Kg
24#	0.21㎜²	＞4.0Kg
22#	0.33㎜²	＞5.0Kg
20#	0.5～0.55㎜²	＞7.0Kg
18#	0.82～1.0㎜²	＞10.0Kg
16#	1.3～1.5㎜²	＞15.0Kg
14#	2.0～2.5㎜²	＞17.0Kg
12#	3.3～4.0㎜²	＞22.0Kg
10#	5.3～6.0㎜²	＞33.0Kg
8#	8.3～9.0㎜²	＞40.0Kg
6#	13.3～14.0㎜²	＞44.5Kg
4#	21.1～21.5㎜²	＞62.3Kg
3#	26.6～26.8㎜²	＞71.2Kg
2#	33.6～33.8㎜²	＞80.1Kg
1#	42.4～42.7㎜²	＞89.0Kg

Figure 2

Items 测试项目	**Test conditions 测试条件**	**Criteria 判定标准**
Insertion force 插入力	With the corresponding conn is inserted in the 25±3mm/min	A端≤2.8Kg B 端≤2.8Kg
Pullout force 拔出力		A端≥0.8Kg B 端≥0.8Kg

PRODUCTION NAME：WIRE HARNESS			
Designed：Jodie	APVD：Aviv	Edition：D	File Name：ML1001
		DATE：2019.07.01	Page：6/8

线束使用注意事项

Wire Harness using Notes and Operation manual

由于线束产品的特殊性，在使用时，不正确的插入和拔出会使其端子易变形甚至可以导致产品功能失效，所以，线束产品在使用上要特别注意以下事项：

Due to the particularity of harness products, when in the using, Incorrect insertion and Pull out of the terminal is easy to deformation , even can to be lead to product function failure, so, Harness products in use should pay special attention to the following matters:

◆普通 LCD 线束/General LCD harness ：

1，在连接的 wafer 上插拔时，要水平向内插入。插入 housing 时需要捏住 housing 的底部或者距离线缆的 1-2mm 处水平的插入；不得向上、向下或者倾斜插拔，这样会使 housing PIN 口变形和端子功能区变形、扩孔。

When connecting to the wafer insertion and Pull out, need to Horizontal into insertion. When Insert housing you need to hold the bottom of the housing or distance in the cable 1-2mm location Horizontal into insertion, don’ t take up、take down or Tilt the insertion and Pull out, This will make housing PIN mouth deformation and terminal PIN mouth functional area deformation, reaming.

2，拔出 housing 时需要捏住 housing 的底部或者线缆的 1-2mm 处水平、均匀的拔出。不得使用蛮力拉拔、拉扯线缆使之拔出，这样会造成端子不定位或者线缆断裂等功能不良。

When Pull out the housing need to hold the bottom of the housing or distance in the cable 1-2mm location Horizontal Pull out, the Pull out power need Horizontal and uniform . do not use brute force drawing, pulling cable , this will cause the terminal is not positioning or cable breakage and other undesirable function.

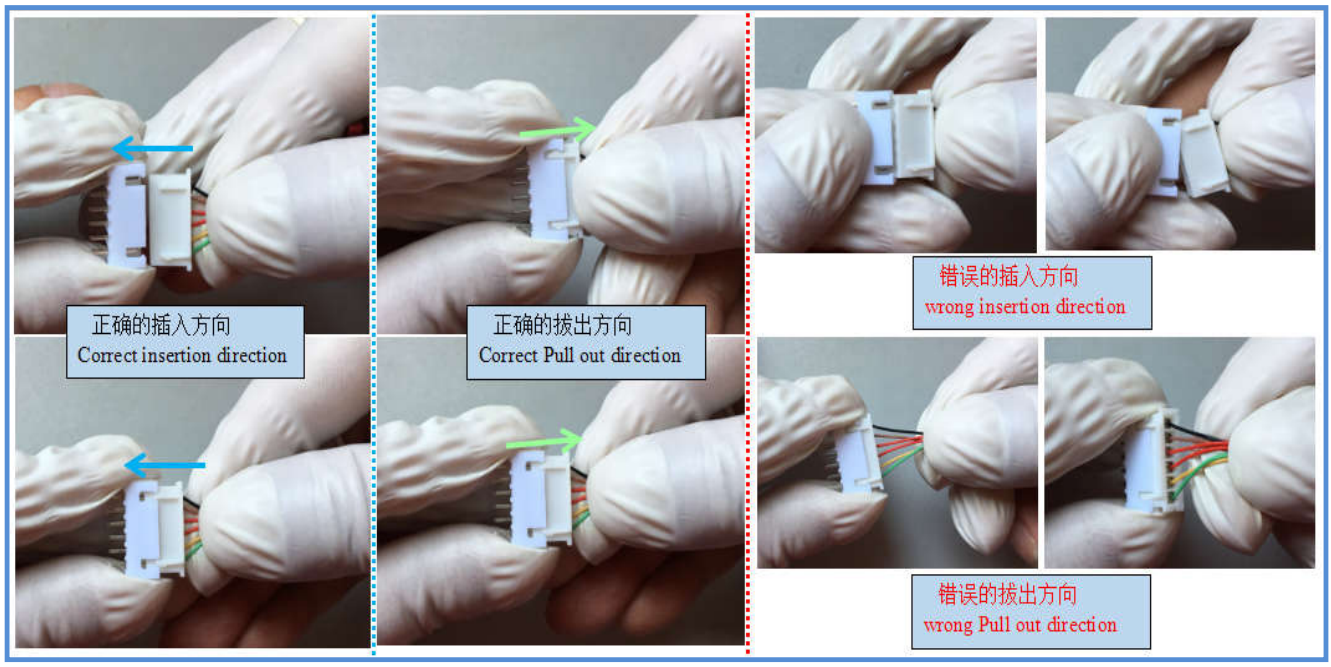

◆LVDS 线束/LVDS harness：

1，在连接的 wafer 上插拔时，要水平向内插入。插入 housing 时需要捏住 housing 的底部或者距离线缆的 1-2mm 处水平的插入或按压 housing 两侧的铁弹片插入；不得向上、向下或者倾斜插拔，这样会使 housing 塑胶体断裂或者端子的金手指变形、断 PIN。

When connecting to the wafer insertion and Pull out，need to Horizontal into insertion. When Insert housing you need to hold the bottom of the housing or distance in the cable 1-2mm location Horizontal into insertion or Press housing on both sides of the iron shrapnel，don’t take up、take down or Tilt the insertion and Pull out，this will break the housing plastic part or terminal finger deformation, broken PIN .

2，拔出 housing 时需要按压 housing 两侧的铁弹片处水平、均匀的拔出。不得使用蛮力拉拔、拉扯线缆受硬力使之拔出，这样会造成端子不定位或者线缆断裂等功能不良。

When Pull out the housing need to Press housing on both sides of the iron shrapnel ,the Pull out power need Horizontal and uniform .do not use brute force drawing, pulling cable ,this will cause the terminal is not positioning or cable breakage and other undesirable function.



NOTE(S)：

1，要避开同其它物体的某些物理物体的直接接触。
To avoid direct contact with certain physical objects of other objects.

2，在高温高湿的场合下连续使用时，事先请采用实装的评价(评估)。
In the high temperature and high humidity occasions for continuous use, Please evaluate the

implementation (assessment).

3，在使用过程中，如不慎跌落地上或者其它可能使其粘上异物的情况下，必须将导体露出处的脏污清除干净后才能使用（清除异物时要顺着导体的方向，向外清除）。

In the course of using, Such as accidentally fell on the ground Or other conditions that may cause it to stick to a

foreign body, Must be to remove dirt exposed conductor clean after to used (removal of foreign matter to follow the direction of the conductor, outward clearance).

SPECIFICATION FOR APPROVAL

SPECIFICATION:	UL 1571 28#TS

ITEM		SPECIFICATION
CONDUCTOR	AWG	28
	MATERIAL	tinned copper wire
	COND.SIZE	7/0.127±0.008
INSULATION	Nominal Thickness	0.21㎜
	Min. Thickness	0.05㎜
	MATERIAL	PVC
	OD	0.80±0.05

Conductor Resistance: Max(Ω/Km,20℃)	239

CONSTRUCTION D.W.G

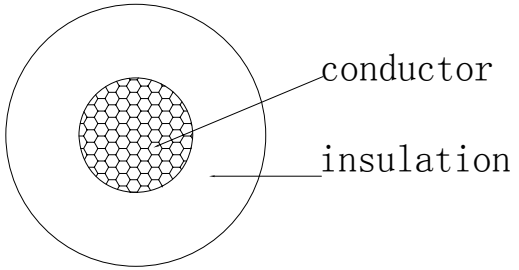

COLOUR CODE:

Optional

MARKING

AWM 1571 E170689 VW-1 80℃ 30V 28AWG XINYA -F- LM

REMARK

ELECTRICAL CHARACTERISTICS

1. Rating:TEMP 80℃； VOLTAGE 30V
2. Dielectric-Withstand Test:500V
3.Spark Test:1500V

PHYSICAL CHARACTERISTICS

1.Tensile Strength: Unaged: 1.05kgf/mm^2
2. Elongation: Unaged: 100% min
3. Heat Shock Test: NO CRACKING
4. Cold Bend Test: NO CRACKING
5. Deformation Test: MAX 50%
6. Flame Test: PASS VW-1

XINYA ELECTRONIC CO.,LTD
TEL:86-0577-62866888 FAX:86-0577-62865999
http://www.xinya-cn.com

PART NO.	SP1008034		
APPROVED	Hong Fei	CUSTOMER	
CHECKED	Steve Shi	APPROVED BY	
DRAWING	Wenhuan Pan		

XINYA ELECTRONIC CO.,LTD

新亚电子有限公司

MATERIAL CERTIFICATE（Cu）

材料成份分析表（铜）

COMPONENT: 成分	RATIO（%） 含量
COPPER 铜	98.5
BISMUTH 铋	0.0002
ANTIMONY 锑	0.0004
ARSENIC 砷	0.0005
IRON 铁	0.001
LEAD 铅	0.0005
TIN 锡	1.3
SULFUR 硫	0.0015
OXYGEN 氧	0.00 1
SELENIUM 硒	0.0002
ARGENTUM 银	0. 0025
TE 碲	0. 0002

Pb≤100ppm(According to EPA3050B),Cd≤5ppm(According EN1122:2001)

根据 EN1122 和 EPA3050B 参照 SOSY 标准、铅≤100ppm　隔≤5ppm

新亚电子有限公司

品保部

2010.4.22

新 亚 电 子 有 限 公 司

XINYA ELECTRONIC CO.,LTD.

PVC 材质证明

（MATERIAL CERTIFICATION OF PLASTICIZED PVC COMPOUNDS）

MATERIAL 材料	PERCENT 百分比
PVC RESIN PVC 树脂	50%
FILLER(CaCO3) 填充剂(CaCO3)	15%
PLASTICIZER(DPHP/TOTM) 增塑剂(DPHP/TOTM)	28%
STABILIZER(Ca-Zn COMPOUNDS) 稳定剂（Ca-Zn 化合物）	4%
LUBRICANT(STERIC ACID) 润滑剂（硬脂酸）	0.50%
FIREPROOFENT（Sb_2O_3） 阻燃剂（Sb_2O_3）	2%
OTHER 其它	0.50%

新亚电子有限公司

品保部

2017-10-11

ONLINE CERTIFICATIONS DIRECTORY

AVLV2.E170689
Appliance Wiring Material - Component

Page Bottom

Appliance Wiring Material - Component

See General Information for Appliance Wiring Material - Component

XINYA ELECTRONIC CO LTD E170689
NO.2, CHANGJIANG RD., WENZHOU
BRIDGE IND. Z. NORTH BAIXIANG TOWN
YUEQING, WENZHOU 325603 CHINA

Table of Recognized Styles							
Single-conductor, thermoplastic insulation.							
1007	1108	1354	1569	1671	1867	10272	10800
1010	1185	1365	1571	1672	1887	10279	10913
1015	1316	1430	1589	1674	1901	10297	11027
1028	1330	1431	1617	1685	10059	10362	11030
1032	1331	1452	1618	1691	10064	10368	11079
1061	1332	1500	1631	1726	10071	10369	11303
1095	1333	1517	1637	1745	10125	10584	11304
1107	1347	1533	1640	1792	10231	10602	
Multiple-conductor, thermoplastic insulation.							
2095	2547	2725	2854	20251	20696	21143	21458
2096	2552	2733	2877	20276	20744	21149	21515
2405	2555	2734	2881	20288	20798	21307	21520
2408	2556	2789	2919	20295	20855	21311	21869
2464	2562	2791	2951	20346	21016	21445	
2468	2651	2835	2960	20379	21088	21451	
2474	2661	2845	2990	20574	21099	21452	
2476	2689	2851	20080	20624	21100	21455	
Single-conductor, thermoset insulation.							
3173	3271	3302	3347	3364	3443	3619	3918
3265	3272	3321	3348	3385	3485	3737	
3266	3289	3346	3363	3386	3567	3917	
Multiple-conductor, thermoset insulation.							
4478	4523						

Marking: Company name, voltage rating, temperature rating, conductor size, conductor material if other than copper, and use.
Last Updated on 2013-01-07

Questions? Print this page Terms of Use Page Top

2013 UL LLC

When the UL Leaf Mark is on the product, or when the word "Environment" is included in the UL Mark, please search the UL Environment database for additional information regarding this product's certification.

The appearance of a company's name or product in this database does not in itself assure that products so identified have been manufactured under UL's Follow-Up Service. Only those products bearing the UL Mark should be considered to be Listed and covered under UL's Follow-Up Service. Always look for the Mark on the product.

UL permits the reproduction of the material contained in the Online Certification Directory subject to the following conditions: 1. The Guide Information, Designs and/or Listings (files) must be presented in their entirety and in a non-misleading manner, without any manipulation of the data (or drawings). 2. The statement "Reprinted from the Online Certifications Directory with permission from UL" must appear adjacent to the extracted material. In addition, the reprinted material must include a copyright notice in the following format: "© 2013 UL LLC".

鸿蒙电子 hongmeng
KUNSHAN XINGHONGMENG ELECTRONIC CO.，LTD
TEL:0512-50191998 FAX:0512-50191996
http://www.szshongmeng.cn

核准 APPROVED	审核 CHECKED	制作 DRAWING
ZHAO	ZHANG	PU

规格承认书 Product Specifications

REV:1.0

规格SPECIFICATION:		UL1571 28#TS
项目ITEM		规 格 SPECIFICATION
导体 CONDUCTOR	线规AWG	28
	材质MATERIAL	镀锡铜 TINNED COPPER
	尺寸COND.SIZE	7/0.127±0.008
绝缘 INSULATION	平均厚度 Average Thickness	0.21㎜
	最小厚度 Min. Thickness	0.09㎜
	材质MATERIAL	半硬质聚氯乙烯 SRPVC
	OD外径(MM)	0.80±0.05
	颜色COLOUR	任意Optional
Conductor Resistance: Max(Ω/Km,20℃)		239
印 字 MARKING		AWM 1571 E315421 VW-1 80℃ 30V 28AWG HONGMENG LM

电气性能ELECTRICAL CHARACTERISTICS	物理性能PHYSICAL CHARACTERISTICS
1. 额定值Rating : 温度TEMP 80℃ ; 电压VOLTAGE 30V 2.浸水耐压Dielectric-Withstand Test:500V 3.火花电压Spark Test:1500V	1.抗张强度Tensile Strength: 1.05kgf/mm^2 2. 伸长率Elongation: Unaged: 100% min 3. 热冲击Heat shock test: 不开裂NO CRACKING 4. 冷弯Cold bend test: 不开裂NO CRACKING 5. 加热变形Deformation test: MAX 50% 6. 燃烧测试Flame test: PASS VW-1

剖面图Cross - Sectional View :

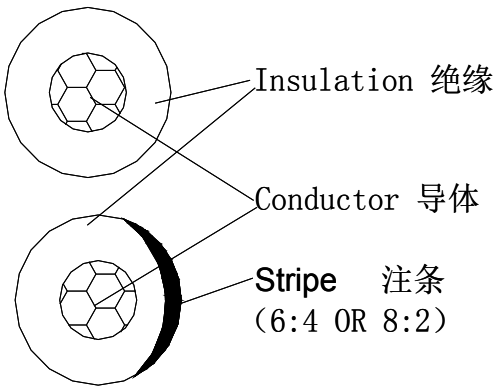

备 注 REMARK

图号 PART NO.	HM1611057	客户承认 APPROVED BY	

XINGHONGMENG ELECTRONIC CO.,LTD

兴鸿蒙电子有限公司

MATERIAL CERTIFICATE（Cu）

材料成份分析表（铜）

COMPONENT： 成分	RATIO（%） 含量
COPPER 铜	99.92
BISMUTH 铋	0.0002
STIBIUM 锑	0.0005
ARSENIC 砷	0.0005
IRON 铁	0.0005
NICKEL 镍	0.0004
LEAD 铅	0.0005
TIN 锡	0.07
SULFUR 硫	0.0001
OXYGEN 氧	0.006
ZINCUM 锌	0.0002
PHOSPHOR 磷	0.0005
ADMIUM 镉	0.00005

Pb≤50ppm(According to EPA3050B),Cd≤5ppm(According EN1122:2001)
根据 EN1122 和 EPA3050B 规定铅≤90ppm 镉≤5ppm

以上资料由本厂供方提供。其中镀锡线中锡的含量来自于铜丝的镀层，主要是防止铜丝氧化而特意加工为之，其它成份为自然界铜矿物质中自然含有的元素，无其它任何作用，也属非有意增加。

兴鸿蒙电子有限公司
工程部

2015 – 1 - 5

XINGHONGMENG ELECTRONIC CO.,LTD

兴鸿蒙电子有限公司

MATERIAL CERTIFICATE （PVC）
材料成份分析表（PVC）

COMPONENT： 成分	RATIO（%） 含量
PVC RESIN 聚氯乙烯树脂	55
PLASTICIZER 增塑剂	20
FILLER(CCR&Caco3) 填充	16.8
STABILIZER 稳定剂	5
RETARDANT(Sb2o3) 阻燃剂	2.5
LUBRICANT 润滑剂	0.4
PIGMENT 色粉	0.3

Pb≤50ppm(According to EPA3050B),Cd≤5ppm(According EN1122:2001)
根据 EN1122 和 EPA3050B 规定铅≤90ppm 镉≤5ppm

以上资料由本厂供方提供。

兴鸿蒙电子有限公司

工程部

2015 – 1 - 5

ONLINE CERTIFICATIONS DIRECTORY

AVLV2.E315421
Appliance Wiring Material - Component

Page Bottom

Appliance Wiring Material - Component

See General Information for Appliance Wiring Material - Component

KUNSHAN XINGHONGMENG ELECTRONIC CO LTD E315421
No. 1118 Jingban Rd
Shipai Industrial Area
Bacheng Town
Kunshan, Jiangsu 215312 CHINA

Table of Recognized Styles							
Single-conductor, thermoplastic insulation.							
1007	1185	1517	1618	1692	10064	10369	11136
1015	1332	1533	1637	1745	10086	10370	
1017	1354	1569	1640	1766	10231	10456	
1028	1430	1571	1672	1847	10248	10584	
1061	1500	1589	1674	1867	10316	10602	
1095	1516	1617	1685	1927	10368	10800	
Multiple-conductor, thermoplastic insulation.							
2095	2562	2835	2919	20375	20936	21088	
2464	2651	2844	2969	20376	20937	21099	
2468	2725	2851	2990	20379	20939	21139	
2547	2733	2854	20080	20549	21016	21143	
2555	2789	2877	20276	20694	21064	21311	
Single-conductor, thermoset insulation.							
3173	3271	3302	3348	3385	3443	3619	
3265	3272	3321	3363	3386	3485		
3266	3289	3347	3364	3398	3567		
Multiple-conductor, thermoset insulation.							
4384	4478						

Marking: Company name, voltage rating, temperature rating, conductor size, conductor material if other than copper, and use.

Last Updated on 2016-05-09

Questions? Print this page Terms of Use Page Top

© 2016 UL LLC

The appearance of a company's name or product in this database does not in itself assure that products so identified have been manufactured under UL's Follow-Up Service. Only those products bearing the UL Mark should be considered to be Certified and covered under UL's Follow-Up Service. Always look for the Mark on the product.

UL permits the reproduction of the material contained in the Online Certification Directory subject to the following

conditions: 1. The Guide Information, Assemblies, Constructions, Designs, Systems, and/or Certifications (files) must be presented in their entirety and in a non-misleading manner, without any manipulation of the data (or drawings). 2. The statement "Reprinted from the Online Certifications Directory with permission from UL" must appear adjacent to the extracted material. In addition, the reprinted material must include a copyright notice in the following format: "© 2016 UL LLC".

端子检验图号DRAWING NO.
D1257-TOP.XX

版本 REV.	日 期 DATE	DCN NO.	变更内容 DESCRIPTION	制图 DRAWN

产品编码：

D1257 T O P . XX
① ② ③ ④ ⑤

① Series NO.
② T: Terminal
③ □: Standard
④ P: Phosphor Bronze
⑤ Plating Code:

定义			编码
◎ 全锡			A
◎ Gold plated			
flash	B	3u″	C
10u″	E	15u″	F
◎ V为环保电镀			

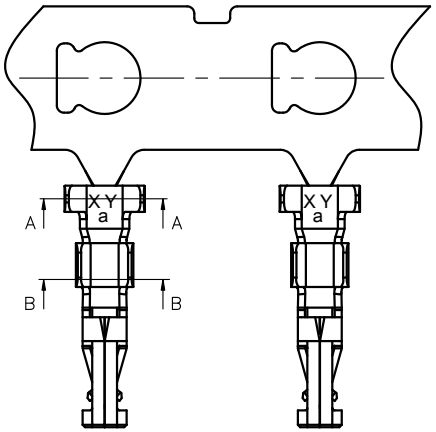

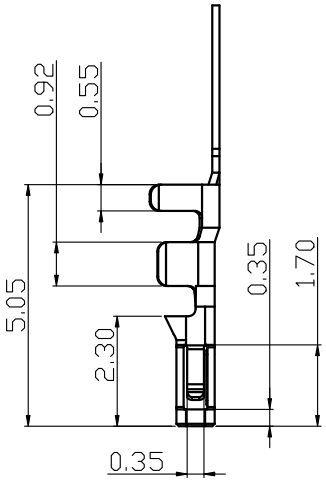

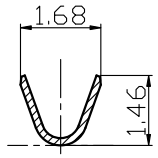

SECTION A—A

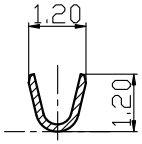

SECTION B—B

检验重点:
1.MATERIAL:C5191R—H T=0.15mm;
2.端子不得有刮伤、毛边、歪斜变形，缺pin等;
3.标注△为重点检验之尺寸;
4.实配:插入力，拔出力;

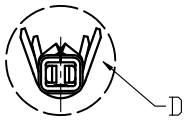

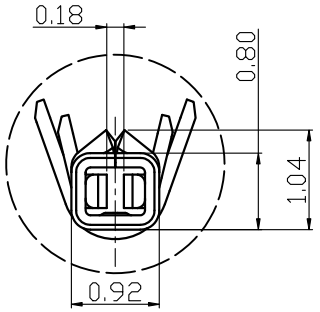

DETAIL D
SCALE 2:1

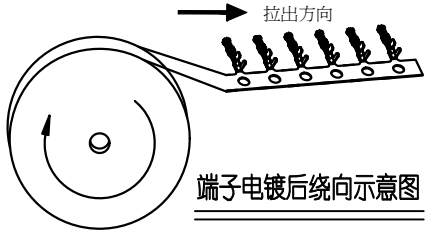

端子电镀后绕向示意图

PART NO.	Wire Range	Insulation O.D.	Material	Finish DESCRIPTION	Qty/Reel
D1257-TOP.VB	AWG#28-#32	0.90mm(Max)	Phosphor Bronze	30u"-70u" Min. NICKEL PLATING AS BASE; GOLD FLASH PLATING OVER ALL.	15000pcs
D1257-TOP.VA	AWG#28-#32	0.90mm(Max)	Phosphor Bronze	30u"-70u" Min. NICKEL PLATING AS BASE; 120u"-200u" Min. TIN PLATING OVER ALL.	15000pcs
D1257-TOP	AWG#28-#32	0.90mm(Max)	Phosphor Bronze	NO PLATING	15000pcs

GENERL TOLERANCE		制 图 (DR.)	MAX.CHE	料 号 PART NO.	D1257-TOP.XX	版 本 REV.	B
X.±0.30	X.°±2°	审 核 (CHK.)		品 名 TITLE	端子	页 次 SHEET	1/1
.X±0.20	.X°±1°	核 准 (APPD.)		客户料号 CUTM.NO.			
.XX±0.15	.XX°±0.5°	第1版 (OR.D.)	2011.06.16	Xinya Electronic	苏州新亚电通有限公司		
.XXX±0.10	.XXX°±0.5°	单 位 UNITS	MM 比 例 SCALE 1:1	SUZHOU XINYA ELECTRONIC COMMUNICATION Co. LTD.			

塑胶规格图号DRAWING NO.
D1257005S

版本 REV.	日 期 DATE	ECN NO.	变更内容 DESCRIPTION	制图 DRAWN

No. of Contacts	DIMENSIONS A	B	C	D	E	Remark
2	1.25	4.40	2.75	2.40	1.10	F=1.00
3	2.50	5.65	4.00	3.75	1.95	F=1.60
4	3.75	6.90	5.25	5.00	3.20	
5	5.00	8.15	6.50	5.50	3.20	
6	6.25	9.40	7.75	5.50	3.20	
7	7.50	10.65	9.00	5.50	3.20	
8	8.75	11.90	10.25	5.50	3.20	
9	10.00	13.15	11.50	5.50	3.20	
10	11.25	14.40	12.75	5.50	3.20	F=2.00
11	12.50	15.65	14.00	7.10	4.70	
12	13.75	16.90	15.25	7.10	4.70	
13	15.00	18.15	16.50	7.10	4.70	
14	16.25	19.40	17.75	7.10	4.70	
15	17.50	20.65	19.00	7.10	4.70	
20	23.75	26.90	25.25	7.10	4.70	
25	30.00	33.15	31.50	7.10	5.70	
30	36.25	39.40	37.75	7.10	5.70	

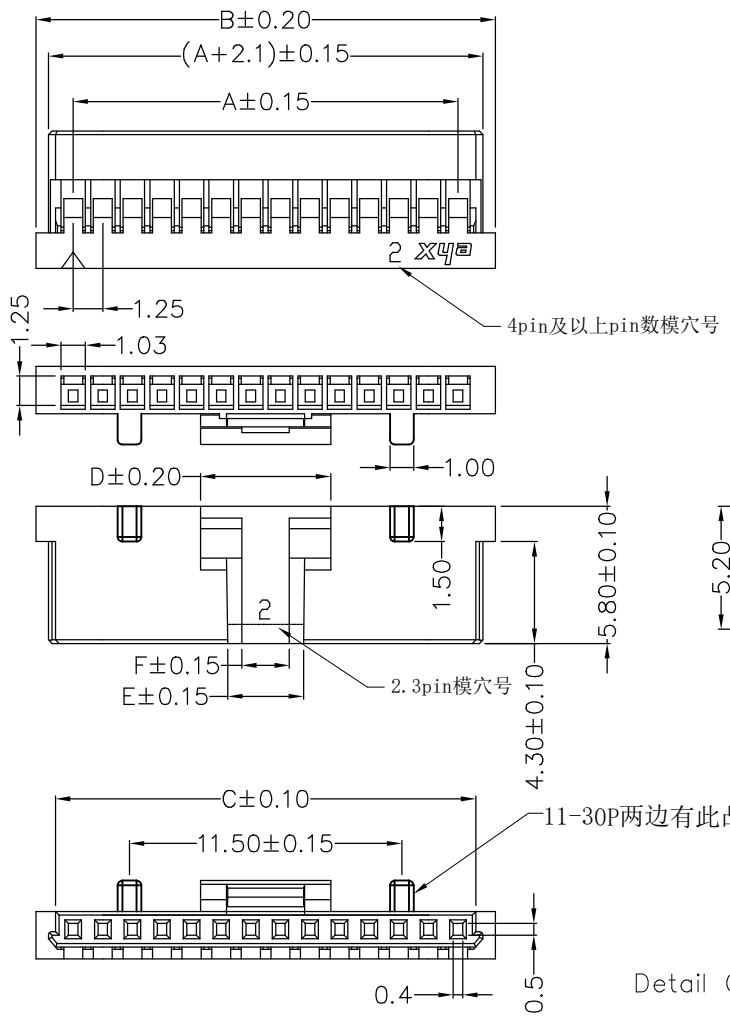

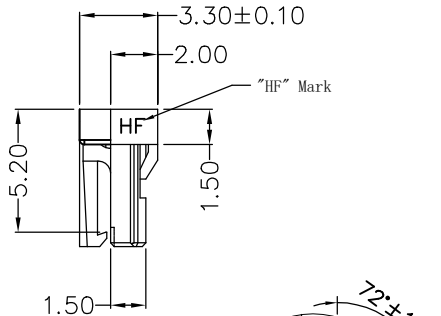

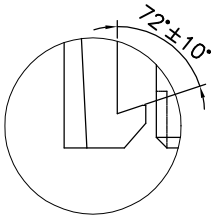

Detail G
Scale:3:1

Product Code:

D1257 – XXP – XT – HF
① ② ③

① Series NO.

② Circuits number

③ Halogen Free

NOTES:
1. Temperature range: −25°C ~ +85°C
2. Voltage rating: 250V,AC,DC
3. Current rating: 1.0A
4. Contact resistance: 10m Ω Max
5. Insulation resistance: 1000MΩ Min
6. Withstand voltage: 500V,AC/minute
7. Material: HOUSING PA66 , UL 94V-0. Color: White

GENERL TOLERANCE		制 图 (DR.)			料 号 PART NO.	D1257-XXP-XT-HF	版 本 REV.	A
X.±0.25	X.°±2°	审 核 (CHK.)			品 名 TITLE	1.25 HOUSING	页 次 SHEET	1/1
.X±0.15	.X°±1°	核 准 (APPD.)			客户料号 CUTM.NO.			
.XX±0.10	.XX°±0.5°	第1版 (OR.D.)	2014.10.15					
.XXX±0.05	.XXX°±0.5°	单 位 UNITS	MM	比 例 SCALE 1:1				

苏州新亚电通股份有限公司
SUZHOU XINYA ELECTRIC COMMUNICATION Co. LTD.

ECBT2.E216870
Connectors for Use in Data, Signal, Control and Power Applications - Component

Page Bottom

Connectors for Use in Data, Signal, Control and Power Applications - Component

See General Information for Connectors for Use in Data, Signal, Control and Power Applications - Component

XINYA ELECTRONIC CO LTD E216870
WENZHOU BRIDGE INDUSTRIAL ZONE
YUEQING, ZHEJIANG 325603 CHINA

Connectors, Cat. Nos. 2361, 3961, 3962 Series.

Cat. No. W2010, followed by -04, -06, -08, -10, -12, -14, -16, -18, -20, -22, -24, -26, -28, -30 or -32; Cat. Nos. W2011, W2415, followed by -02 thru -15; Cat. No. W2015, followed by -02 thru -16; Cat. No. W2411, followed by -02 thru -20; Cat. No. W3511-02; Cat. No. P2404, followed by -02 thru -10, -15, -20, -25 or -30; Cat. Nos. D2001, D2011, followed by -02 thru -16, followed by P; Cat. No. D2006, followed by -06, -08, -10, -12, -14, -16, -18, -20, -22, -24, -26, -28, -30, -32, -34, -36, -38 or -40, followed by P.

Cat. No. D1257, followed by 02 thru 10; Cat. Nos. S1311 and S1315, followed by 02 thru 15; Cat. No. S1312, followed by 10, 20, 30 or 40; Cat. No. W7011, followed by 03A, followed by V01 or blank; Cat. No. W7011, followed by 04A or 05A, followed by V02 or blank.

Cat. No. D1002 followed by -02 thru -10; Cat. No. D1251 followed by -02 thru -15; Cat. No. D2008 followed by -02 thru -16; Cat. No. D2010 followed by -02 thru -15; Cat. No. S1013.

Marking: Company name and catalog designation on device or carton.
Last Updated on 2009-05-19

Questions? Notice of Disclaimer Page Top

Copyright ?2009 Underwriters Laboratories Inc.®

The appearance of a company's name or product in this database does not in itself assure that products so identified have been manufactured under UL's Follow-Up Service. Only those products bearing the UL Mark should be considered to be Listed and covered under UL's Follow-Up Service. Always look for the Mark on the product.

UL permits the reproduction of the material contained in the Online Certification Directory subject to the following conditions: 1. The Guide Information, Designs and/or Listings (files) must be presented in their entirety and in a non-misleading manner, without any manipulation of the data (or drawings). 2. The statement "Reprinted from the Online Certifications Directory with permission from Underwriters Laboratories Inc." must appear adjacent to the extracted material. In addition, the reprinted material must include a copyright notice in the following format: "Copyright © 2009 Underwriters Laboratories Inc.®"

An independent organization working for a safer world with integrity, precision and knowledge