版本 REV.	日 期 DATE	ECN NO.	变更内容 DESCRIPTION	制图 DRAWN
A				

成品规格图号DRAWING NO. S1315084S

No. of Contacts	DIMENSIONS					
	A	B	C	D	E	F
2	1.25	7.45	3.81	2.83	2.43	3.50
3	2.50	8.70	5.06	4.08	3.68	3.50
4	3.75	9.95	6.31	5.33	4.93	3.50
5	5.00	11.20	7.56	6.58	6.18	3.50
6	6.25	12.45	8.81	7.83	7.43	3.50
7	7.50	13.70	10.06	9.08	8.68	3.50
8	8.75	14.95	11.31	10.33	9.93	3.50
9	10.00	16.20	12.56	11.58	11.18	3.50
10	11.25	17.45	13.81	12.83	12.43	3.50
11	12.50	18.70	15.06	14.08	13.68	5.00
12	13.75	19.95	16.31	15.33	14.93	5.00
13	15.00	21.20	17.56	16.58	16.18	5.00
14	16.25	22.45	18.81	17.83	17.43	5.00
15	17.50	23.70	20.06	19.08	18.68	5.00
20	23.75	29.95	26.31	25.33	24.93	5.00
25	30.00	36.20	32.56	31.58	31.18	6.00
30	36.25	42.45	38.81	37.83	37.43	6.00

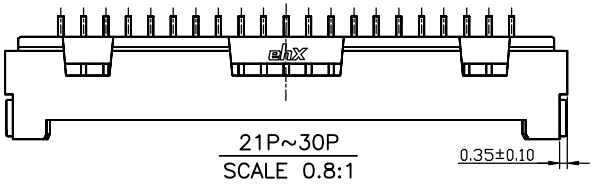

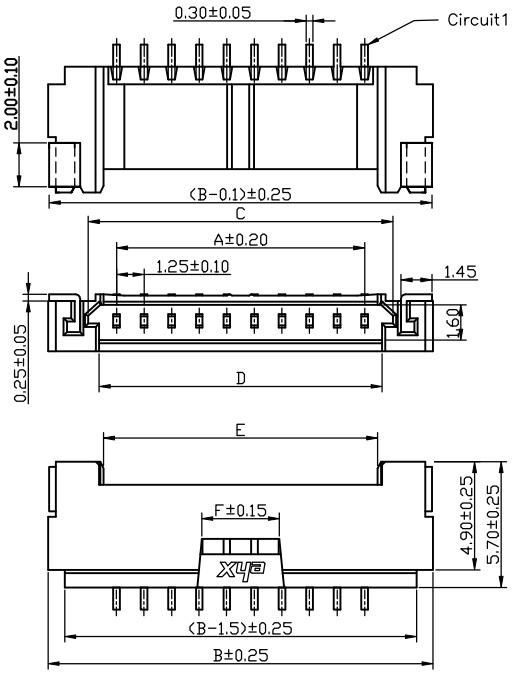

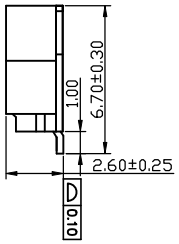



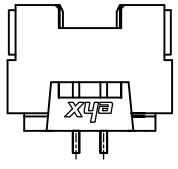

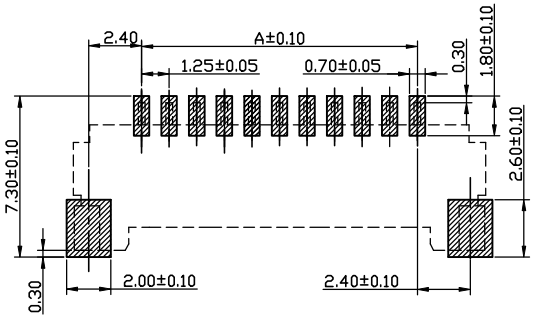

Ordering Code:

S1315 – XX R XX – S X 3 – K QD X
① ② ③ ④ ⑤ ⑥ ⑦ ⑧

① Series NO.

② Circuits Number

③ R: Right Angle

④ Plating Code:

Definition	Code
◎ Tin plated:	VA
◎MAtte Tin plated	WA
◎ Gold plated:	
flash B 15u"	F
10u" E 30u"	J
◎Duplex plating:	
flash K 15	P
10u" N 30u"	U
◎Standard:B Prefix "V" "W" Means Lead Free Plating	

⑤ Housing Color:
0: Color Is Nature
B: Color Is Black

⑥ Packing:
Null: Tube
K: Tape&Reel
C: Film+Tape&Reel

⑦ Customer Code

⑧ NONE: Halogen Part
H: Halogen Free Part

NOTES: (UNLESS OTHERWISE SPECIFIED)
1.Temperature Range: −25°C~+85°C
2.Voltage Rating: 150V,AC,DC
3.Current Rating: 1A
4.Contact Resistance: 20mΩ Max.
5.Insulation Resistance: 500MΩ Min.
6.Withstand Voltage: 500V,AC/Minute.
7.Material:
Housing: High Temperature Thermoplastic ,UL 94V−0. Color See Drawing
Contact: Copper Alloy, Gold Or Tin Plated
Clip: Copper Alloy, Gold Or Tin Plated

GENERL TOLERANCE		制 图 (DR.)		料 号 PART NO.	S1315−XXRXX−SX3−KQDX	版 本 REV.	A
X.±0.30	X.°±2°	审 核 (CHK.)		品 名 TITLE	1.25P SMD WAFER	页 次 SHEET	1/1
.X±0.25	.X°±1°	核 准 (APPD.)		客户料号 CUTM.NO.			
.XX±0.20	.XX°±0.5°	第1版 (OR.D.)	2012.06.16				
.XXX±0.15	.XXX°±0.5°	单 位 UNITS	MM 比 例 SCALE 1:1				

苏州新亚电通股份有限公司
SUZHOU XINYA ELECTRIC COMMUNICATION Co., LTD.