乔讯电子（上海）有限公司
Chyao Shiunn Electronics(Shang Hai) Co.,Ltd.

Specification For Approval

Customer	Qisda
Part No.	**JS-1125R-XXKD(M)-NH**
Customer Part No.	**2K.62291.1XX**
Description	**2.00mm PITCH CONNECTORS**
Samples	**5 PCS**

This Specification Is

Prepared By	Checked By	Approved By
llilian	Tangnian	Tangnian
Ini. Date	Rev. Date	Revision
2022.02.14	2022.02.14	B

Address: Unit B,1/F, Block 46,No,299,Fu Te Chung Road Waigaoqiao Free Trade Zone,ShangHai China

上海市外高桥保税区富特中路299号46号厂房

TEL: (86-21)-5046-1169,5046-1680 FAX:(86-21)5046-1063,5046-3014

E-mail:cssh@cssh.net.cn

REV	ECN. NO.	REVISIONS	REV. DRAWN	DATE
A	----	初版发行	cjg	2021.01.15

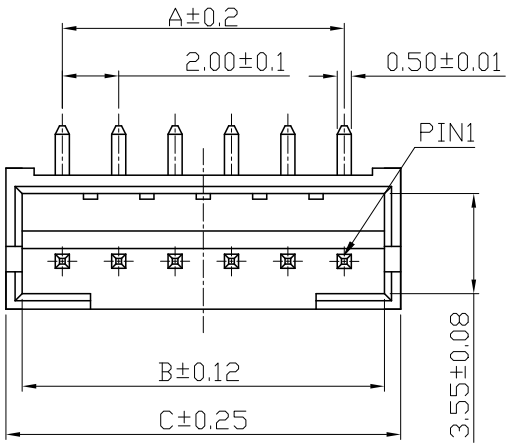

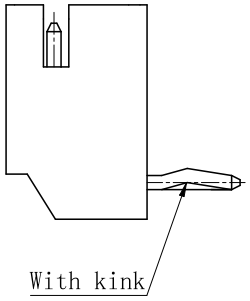

WAFER.

. Part No1: JS-1125R-XXXXXX-XXXX-NH

- Poles: 02~16
- Blank: Normal / K: Kink Foot
- Blank: DIP=3.30 / B: DIP=2.40 / C: DIP=2.30 / D: DIP=2.70
- (plating) Blank: Tin Plated / (M): Matte sn
- (materail) Blank: PA66 / D1:PA66+15%GF
- Blank: Nature (color) / RD: Red / GN: Green / BK: Black / BU: Blue
- NH: Halogen Free / Blank: Normal

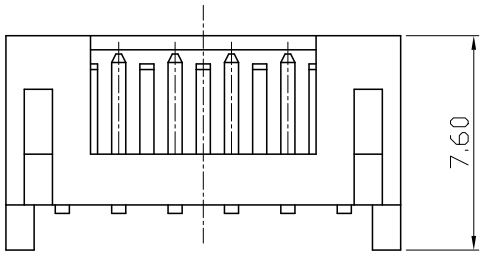

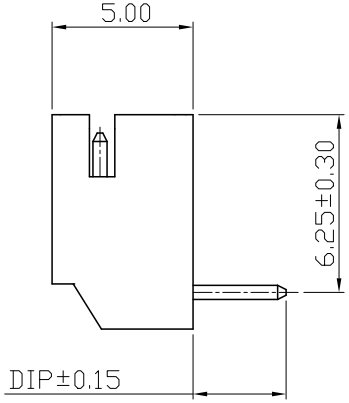

SPECIFICATIONS:

. Voltage Rating: 100V AC/DC
. Current Rating: 2A AC/DC
. Withstanding Voltage: 800V AC/minute
. Insulation Resinstance: 1000MΩ min
. Temperature Range: -25° C~+85° C
. Contact Resinstance: 20mΩ max
. Material : Contact : Brass, Tin Plated/Matte sn
  Base : Nylon, UL 94V-0
. Q'ty : Bag
. Halogen free product identification LOGO on the packing

POLES	DIMENSION		
	A	B	C
02	2.00	4.85	6.00
03	4.00	6.85	8.00
04	6.00	8.85	10.00
05	8.00	10.85	12.00
06	10.00	12.85	14.00
07	12.00	14.85	16.00
08	14.00	16.85	18.00
09	16.00	18.85	20.00
10	18.00	20.85	22.00
11	20.00	22.85	24.00
12	22.00	24.85	26.00
13	24.00	26.85	28.00
14	26.00	28.85	30.00
15	28.00	30.85	32.00
16	30.00	32.85	34.00

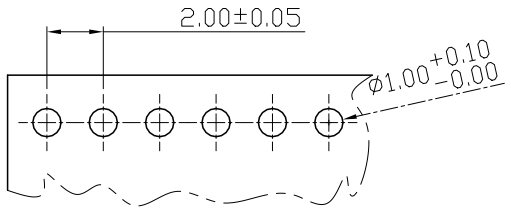

P.C.B. Hole Diomensions

符合环境管理物质

X.± 0.30	X.°± 3.0°	UNITS	mm
.X± 0.20	.X°± 1.0°	MAT'L	
.XX± 0.10	.XX°± 0.5°	FINISH	
.XXX± 0.05	.XXX°± ---	Q'TY	

THESE DRAWINGS AND SPECIFICATIONS ARE THE PROPERTY OF CHYAO SHIUNN ELECTRONIC CO., LTD. AND SHALL NOT BE REPRODUCED, COPIED OR USED IN ANY MANNER WITHOUT THE PRIOR WRITTEN CONSENT OF CHYAO SHIUNN ELECTRONIC CO., LTD.

NAME(INTENDED USE)	佳世达专用Customer
PART NO.(INTENDED USE)	JS-1125R-XX
APPD:	
CHKD:	
DR:	CJG 2021.01.15

CHYAO SHIUNN ELECTRONIC (SHANGHAI) CO.,LTD.

TITLE: 2.00mm Crimp Style Connector

DWG NO.: 020-0013-1125R-03

SCALE	SHEET	REV.
4:1	1/1	A

REV	ECN.NO.	REVISIONS	REV.DRAWN	DATE
B		增加物流派送的包装规格	sunquan	2012.12.19
C		PE袋包装数量变更	zhangqiang	2019.10.30
D		更改纸箱规格， PE袋规格及包装数量变更	CaiQiang	2021.12.03

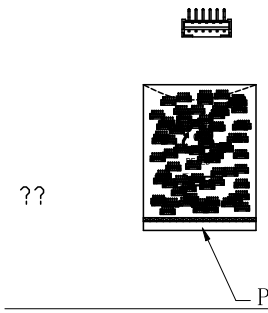

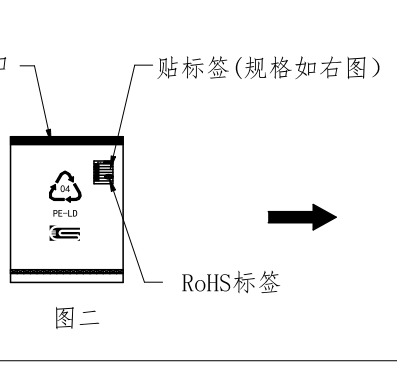

图二

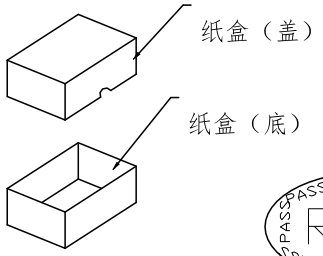

图三
(仅在委托物流派送时使用)
(仅JS-1125R-10~15P使用)



RoHS标签

更改纸箱规格,PE袋规格及包装数量变更

乔讯电子 CHYAO SHIUNN	
品号 P/N	
品名/规格 SPEC.	
数量 Q'TY	
批号 L/N	
检验日期 QC DATE	
存限日期 EX.DATE	

填客户料号
填产品品名及规格
填一包包装数量
填生产批号
检验合格后入库日期如：(2007/08/10)
入库可保存日期加一年如：(2008/08/10)
填乔讯料号

PE袋用标签

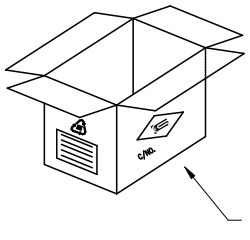

图四

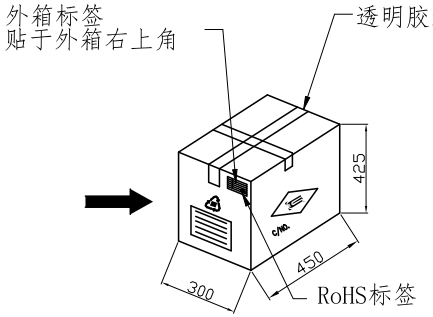

图五

包装方式:

1. 将检验合格的产品放入PE袋内。（如图一）
2. 将PE袋进行封口，并贴上标签。再在贴好的标签上再贴上1PCS RoHS小标签（如图二）。
3. 将已经装好产品并封好口的产品放入纸盒(仅在委托物流派送时)。（如图三）.
4. 确认装箱数量无误后将外箱用透明胶纸封口并贴上外箱标签,然后再贴1PCS RoHS小标签于外箱的大标签上（如图四、五）。
5. 若有不满箱包装时，必须用其他填充物补充。

注意:

快递类产品必需在外箱内再加纸盒子包装，

切记！！

乔讯电子上海有限公司	
客户料号	
乔讯料号	
数量	
订单号	
净重	
毛重	
采购员:	

此项空白，不需填写
此项空白，不需填写

外箱标签

Poles	PE袋 尺寸(mm)	PE袋 制品数(pcs)	纸箱 制品数(Kpcs)
02	250*150	1000	100
03	250*150	1000	80
04	250*150	1000	70
05	250*150	1000	60
06	300*200	1000	60
07	300*200	1000	55
08	300*200	1000	36
09	300*200	1000	32
10	300*200	1000	30
11	300*200	1000	26
12	300*200	1000	24
13	350*250	1000	20
14	350*250	1000	16
15	350*250	1000	16
16	350*250	1000	16

符合环境管理物质

X.±	X.°±	UNITS mm	NAME(INTENDED USE) 包装规范	CHYAO SHIUNN ELECTRONIC (SHANGHAI) CO.,LTD.
.X±	.X°±	MAT'L	PART NO.(INTENDED USE) JS-1125R-XX	TITLE: 2.00mm Crimp Style Connector
.XX±	.XX°±		APPD:	DWG NO.: JS-1125R-XX 包装图
.XXX±	.XXX°±	FINISH	CHKD:	SCALE 1:1 / SHEET 1/1 / REV. /
THESE DRAWINGS AND SPECIFICATIONS ARE THE PROPERTY OF CHYAO SHIUNN ELECTRONIC CO., LTD. AND SHALL NOT BE REPRODUCED, COPIED OR USED IN ANY MANNER WITHOUT THE PRIOR WRITTEN CONSENT OF CHYAO SHIUNN ELECTRONIC CO., LTD.		Q'TY	DR: sunquan 2010.11.22	

喬訊電子工業股份有限公司
CHYAO SHIUNN ELECTRONIC INDUSTRIAL LTD.
7FL., NO.17, LANE 3, SEC.1 CHUNG CHENG EAST RD.,
TAMSHUI, TAIPEI, TAIWAN, R.O.C.
TEL: 886-2-2629-9955 (REP) FAX: 886-2-2626-6677
http://www.chyaoshiunn.com.tw E-mail:cs@chyaoshiunn.com.tw

Type Document	Product Specification	Revised / Edition	*J*
Date Issued	*1993/07/01*	Data Revised	*2016/05/25*
Subject: JS-1124 JS-1124-T JS-1125 JS-1125S JS-1125R Pitch 2.00mm DIP Series Wire to Board Connector			Issued By: Engineering Dept.

This specification is referred to the 2.00mm DIP series wire to board connector.

-INDEX-

1.0 Product Name/Part Number & Drawing Number.
产品名称产品型号/图面编号
2.0 Construction/Dimensions/Material & Surface Finish.
材质及表面镀层
3.0 Characteristic.
产品特性
4.0 Specimen.
样本图示
5.0 Applicable Standards.
适用规范
6.0 Mechanical Performance.
机械性能
7.0 Electrical Performance.
电子性能
8.0 Environmental Performance.
环境性能
9.0 Insertion Force & Retention Force Requirement.
插入力与拔出力规格值
10.0 Remark.
备注

喬訊電子工業股份有限公司
CHYAO SHIUNN ELECTRONIC INDUSTRIAL LTD.
7FL., NO.17, LANE 3, SEC.1 CHUNG CHENG EAST RD.,
TAMSHUI, TAIPEI, TAIWAN, R.O.C.
TEL: 886-2-2629-9955 (REP) FAX: 886-2-2626-6677
http://www.chyaoshiunn.com.tw E-mail:cs@chyaoshiunn.com.tw

Type Document	Product Specification	Revised / Edition	J
Date Issued	1993/07/01	Data Revised	2016/05/25
Subject: JS-1124 JS-1124-T JS-1125 JS-1125S JS-1125R Pitch 2.00mm DIP Series Wire to Board Connector			Issued By: Engineering Dept.

1.0 Product Name/Part Number & Drawing Number:

Product Name		Part Number	Drawing Number
Crimp Terminal		JS-1124-T	JS-1124-T
		JS-1124-TC	JS-1124-TC
Housing		JS-1124-XX	JS-1124-XX
Wafer	Straight	JS-1125-XX / JS-1125B-XX (Normal square pin)	JS-1125-XX JS-1125B-XX
		JS-1125-XXK (Normal square pin)	JS-1125-XXK
		JS-1125S-XXK (Square pin with holding construction)	JS-1125S-XXK
	Right Angle	JS-1125R-XX (Normal square pin)	JS-1125R-XX
		JS-1125R-XXK (Normal square pin)	JS-1125R-XXK

2.0 Construction/Dimensions/Material & Surface Finish:

Part Name		Material	Surface Finish
Crimp Terminal		Phosphor Bronze	Tin-Plated(Electroplating later stamping) Gold-Plated(Stamping later electroplating)
Housing		Nylon 66	UL 94V-0
Wafer	Normal Square Pin	Brass	Tin-Plated Matte-Plated Gold-Played
	Square Pin with Holding Construction		
	Base	Nylon 66/ Nylon 66(G.F.)	UL 94V-0

喬訊電子工業股份有限公司
CHYAO SHIUNN ELECTRONIC INDUSTRIAL LTD.
7FL., NO.17, LANE 3, SEC.1 CHUNG CHENG EAST RD.,
TAMSHUI, TAIPEI, TAIWAN, R.O.C.
TEL: 886-2-2629-9955 (REP) FAX: 886-2-2626-6677
http://www.chyaoshiunn.com.tw E-mail:cs@chyaoshiunn.com.tw

Type Document	Product Specification	Revised / Edition	J
Date Issued	1993/07/01	Data Revised	2016/05/25
Subject: JS-1124 JS-1124-T JS-1125 JS-1125S JS-1125R Pitch 2.00mm DIP Series Wire to Board Connector			Issued By: Engineering Dept.

3.0 Characteristic:

Item			Standard
3.1	Rated Current 额定电流		2A AC/DC (With AWG #24 is applied)
3.2	Ambient Temperature Range 适用温度		Operating Temp. : -25℃~+85℃ Including 30℃ Terminal Temperature Rise at rated Current ; Storage Temp. : -25℃~+85℃
3.3	Applicable Wire 适用线型	3.3.1	Conductor Construction Size: AWG #22~#28
		3.3.2	Wire Insulation O.D.: 1.2mm~1.6mm
3.4	Applicable Printed Circuit Board (PCB) 适用 PCB 板	3.4.1	Thickness: 0.8 mm ~ 1.6 mm
		3.4.2	Hole Size: 0.85±0.05 mm
		3.4.3	Hole Pitch: 2.00 ± 0.05 mm

4.0 Specimen:

Part Name		Part Number	Picture or Photograph
Crimp Terminal		JS-1124-T JS-1124-TC	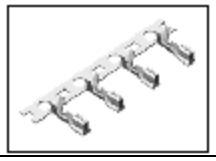
Housing		JS-1124-xx	
Wafer	Straight	JS-1125 JS-1125B	
	Right Angle	JS-1125R	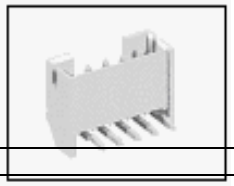

喬訊電子工業股份有限公司
CHYAO SHIUNN ELECTRONIC INDUSTRIAL LTD.
7FL., NO.17, LANE 3, SEC.1 CHUNG CHENG EAST RD.,
TAMSHUI, TAIPEI, TAIWAN, R.O.C.
TEL: 886-2-2629-9955 (REP) FAX: 886-2-2626-6677
http://www.chyaoshiunn.com.tw E-mail:cs@chyaoshiunn.com.tw

Type Document	Product Specification	Revised / Edition	J
Date Issued	1993/07/01	Data Revised	2016/05/25
Subject: JS-1124 JS-1124-T JS-1125 JS-1125S JS-1125R Pitch 2.00mm DIP Series Wire to Board Connector			Issued By: Engineering Dept.

5.0 Applicable Standards:

MIL-STD-202 Methods by test of connectors for electronic equipment.
EIA 364 Testing method for electrical connectors.

6.0 Mechanical Performance:

Item		Test Condition		Requirement
6.1	Insertion & Retention Force 插入与拔出力	Insert and withdraw with connectors at the speed rate of 25 25±6 mm/minute. (EIA 364-13)		Refer to paragraph 9.1
6.2	Crimp Tensile Strength (Axial) 压线拉力(轴向)	Pull out the cable from contact terminal at the speed rate of 25± 6mm/minute.	AWG#22 size wire	5.0kgf/Min.
			AWG#24 size wire	3.0kgf/Min.
			AWG#26 size wire	2.0kgf/Min.
			AWG#28 size wire	1.3kgf/Min.
6.3	Contact Retention Force 端子保持力	Axial pullout force on the terminal in the housing at the speed rate of 25 ± 6 mm per minute.		Per Contact 1.5kgf/Min.
6.4	Square Pin Retention Force PIN针保持力	Axial pullout force on the square pin in the base at the speed rate of 25 ± 6 mm per minute. (EIA 364-29C)		Per Contact 1.0kgf/Min.
				After Soldering Heat Per Contact 0.5kgf/Min

喬訊電子工業股份有限公司
CHYAO SHIUNN ELECTRONIC INDUSTRIAL LTD.
7FL., NO.17, LANE 3, SEC.1 CHUNG CHENG EAST RD.,
TAMSHUI, TAIPEI, TAIWAN, R.O.C.
TEL: 886-2-2629-9955 (REP) FAX: 886-2-2626-6677
http://www.chyaoshiunn.com.tw E-mail:cs@chyaoshiunn.com.tw

Type Document	Product Specification	Revised / Edition	J
Date Issued	1993/07/01	Data Revised	2016/05/25
Subject: JS-1124 JS-1124-T JS-1125 JS-1125S JS-1125R Pitch 2.00mm DIP Series Wire to Board Connector			Issued By: Engineering Dept.

7.0 Electrical Performance:

Item		Test Condition	Requirement
7.1	Contact Resistance 接触电阻	A maximum voltage of 20mV and a maximum current of 10mA are applied to the Mate connectors. (EIA 364-23)	Contact Resistance: 20 milliohms Max.
7.2	Current Continuity 瞬间电流	Each circuit of the connector shall be connected in series continuity meter shall detect current discontinuity longer than 1 microsecond during the vibration test.	No discontinuity current is longer than 1 microsecond.
7.3	Insulation Resistance 绝缘电阻	Apply 500V D/C to any two adjacent contacts to measure the insulation resistance. (EIA 364-21)	Insulation Resistance: Initial 1000 megohms Min.
7.4	Withstanding Voltage 高压测试	Apply 800V A/C (rms) for 1 minute and the leakage current shall not excced 0.5mA to the adjacent terminal and ground of the Mate connectors. (EIA 364-20)	No breakdown or flashover.

喬訊電子工業股份有限公司
CHYAO SHIUNN ELECTRONIC INDUSTRIAL LTD.
7FL., NO.17, LANE 3, SEC.1 CHUNG CHENG EAST RD.,
TAMSHUI, TAIPEI, TAIWAN, R.O.C.
TEL: 886-2-2629-9955 (REP) FAX: 886-2-2626-6677
http://www.chyaoshiunn.com.tw E-mail:cs@chyaoshiunn.com.tw

Type Document	Product Specification	Revised / Edition	J
Date Issued	1993/07/01	Data Revised	2016/05/25
Subject: JS-1124 JS-1124-T JS-1125 JS-1125S JS-1125R Pitch 2.00mm DIP Series Wire to Board Connector			Issued By: Engineering Dept.

8.0 Environmental Performance:

Item		Test Condition	Requirement
8.1	Durability 耐久性	Mate Connectors up 50 Cycles at a Maximun rate of 10 cycles Per minute prior to environmental test (EIA/ECA 364-09C)	(After the test) Contact Resistance: 40 milliohms Max.
8.2	Vibration 耐振动	Frequency: 10~55~10 Hz/minute. Amplitude: 1.5 mm P-P. Direction: 1. Axis of up and down. 2. Axis of right the left. 3. Axis of front and back. Period: 2 hours for each direction. (EIA 364-28A-23)	Initial Contact Resistance : 20 milliohms Max. (After the test) Contact Resistance: 40 milliohms Max.
			No discontinuity current is longer than 1 microsecond.
8.3	Humidity Steady State 恒温恒湿	Temperature: 40±2℃. Humidity: 90%~95% (RH). Period: 96 hours continuously. (EIA 364-31)	(After the test) Contact Resistance: 40 milliohms Max.
			(After the test) Insulation Resistance: 500 Megohms Min.
			(After the test) Withstanding Voltage : No breakdown or flashover
8.4	Thermal Shock 冷热冲击	One Cycle Consists Of: -55 +0/-3℃for 30 minutes. → Room Temp.5 minutes 85+3/-0℃ for 30 minutes. → Room Temp.5 minutes Total Cycles: 25 Cycles.(EIA 364-32)	Same as paragraph 8.2

喬訊電子工業股份有限公司
CHYAO SHIUNN ELECTRONIC INDUSTRIAL LTD.
7FL., NO.17, LANE 3, SEC.1 CHUNG CHENG EAST RD.,
TAMSHUI, TAIPEI, TAIWAN, R.O.C.
TEL: 886-2-2629-9955 (REP) FAX: 886-2-2626-6677
http://www.chyaoshiunn.com.tw E-mail:cs@chyaoshiunn.com.tw

Type Document	Product Specification	Revised / Edition	J
Date Issued	1993/07/01	Data Revised	2016/05/25
Subject: JS-1124 JS-1124-T JS-1125 JS-1125S JS-1125R Pitch 2.00mm DIP Series Wire to Board Connector			Issued By: Engineering Dept.

Item		Test Condition	Requirement
8.5	Heat Aging 高温老化	Temperature: 85±2℃. Period: 96 hours continuously. (EIA 364-17)	(After the test) Contact Resistance: 40 milliohms Max.
8.6	Salt Spray 盐水喷雾	Temperature: 35±2℃. Density: 5 % in weight. Period: Terminal or contact (Stamping after tin plated for 8 hours) ; Terminal or contact (Stamping before tin plated for 24 hours) (EIA 364-26)	(After the test) Contact Resistance: 40 milliohms Max
8.7	Solder Ability 焊接能力	Solder Temperature: 245 ± 5℃. Immersion Period: 3±0.5 Seconds Method : 1.5mm From Square Pin Tip. (EIA 364-52)	Solder entirely 95% of immersed area must show no voids or pinholes.
8.8	Resistance To Soldering Heat 高温耐热焊接	Resistance to soldering heat when using normal square pin: Solder Temperature: 230 ± 5℃. Immersion Period: 3~5±0.5 Seconds	No deformation or damage.
		Resistance to soldering heat when using square pin with holding construction or using PA66(G.F.): Solder Temperature: 260 ± 5℃. Immersion Period : 3~5±0.5 Seconds (The part can't suitable to pass the IR reflow)	
		By soldering iron:350 ± 5℃ 3±0.5 Seconds. Method : 1.5mm From Square Pin Tip	

喬訊電子工業股份有限公司
CHYAO SHIUNN ELECTRONIC INDUSTRIAL LTD.
7FL., NO.17, LANE 3, SEC.1 CHUNG CHENG EAST RD.,
TAMSHUI, TAIPEI, TAIWAN, R.O.C.
TEL: 886-2-2629-9955 (REP) FAX: 886-2-2626-6677
http://www.chyaoshiunn.com.tw E-mail:cs@chyaoshiunn.com.tw

Type Document	Product Specification	Revised / Edition	J
Date Issued	1993/07/01	Data Revised	2016/05/25
Subject: JS-1124 JS-1124-T JS-1125 JS-1125S JS-1125R Pitch 2.00mm DIP Series Wire to Board Connector			Issued By: Engineering Dept.

9.0 Insertion Force (I.F.) & Retention Force (R.F.)

9.1 Requirement:

No. Of Circuits	AT INITIAL		AT 50TH	No. Of Circuits	AT INITIAL		AT 50TH
	I.F. (MAX)	R.F. (MIN)	R.F. (MIN)		I.F. (MAX)	R.F. (MIN)	R.F. (MIN)
				11	6.00	1.95	1.40
02	2.40	0.60	0.50	12	6.40	2.10	1.50
03	2.80	0.75	0.60	13	6.80	2.25	1.60
04	3.20	0.90	0.70	14	7.20	2.40	1.70
05	3.60	1.05	0.80	15	7.60	2.55	1.80
06	4.00	1.20	0.90	16	8.00	2.70	1.90
07	4.40	1.35	1.00				
08	4.80	1.50	1.10				
09	5.20	1.65	1.20				
10	5.60	1.80	1.30				

Unit: Kgf

10.0 Remark: Any change or revision for the product specification will not be announced in advance. Please contact our sales representative for the latest information.