

設計驗證
工程課
2026 -03- 03
發行

承　　認　　書

APPROVAL　SHEET

客戶名稱： 鈺緯科技開發股份有限公司

客戶料號： 3DBAT54019Y (D0182)

零件敘述： DIODE ARR SCHOTT 30V 200MA SOT23

零件料號： BAT54S-TP

零件廠牌： MCC

承認日期： 2026.02.23

設計驗證
工程課
2026 -03- 03
發行
鈺緯科技開發股份有限公司

客戶認可章	晨昕公司發行章
	晨昕 發行章

SRT 晨昕科技股份有限公司
SUNRISETEK CO., LTD.

TEL:02-2226-7955　FAX:02-2221-3858

Features

- Halogen Free. "Green" Device (Note 1)
- AEC-Q101 Qualified
- Low Forward Voltage
- Epoxy Meets UL 94 V-0 Flammability Rating
- Moisture Sensitivity Level 1
- Lead Free Finish/Rohs Compliant ("P"Suffix Designates RoHS Compliant. See Ordering Information)

Maximum Ratings

- Operating Junction Temperature Range: -55°C to +125°C
- Storage Temperature Range: -55°C to +150°C
- Thermal Resistance:500°C/W Junction to Ambient(Note 2）

200mW 30V Schottky Barrier Diode

MCC Part Number	Repetitive Peak Reverse Voltage V_{RRM}	RMS Reverse Voltage $V_{R(RMS)}$	DC Blocking Voltage V_R
BAT54HE3	30V	21V	30V
BAT54AHE3	30V	21V	30V
BAT54CHE3	30V	21V	30V
BAT54SHE3	30V	21V	30V

Electrical Characteristics @ 25°C Unless Otherwise Specifie

Average Forward Current	$I_{F(AV)}$	200mA	(Note 2)
Peak Forward Surge Current	I_{FSM}	600mA	t＜1s
Power Dissipation	P_d	200mW	

Note: 1. Halogen free "Green" products are defined as those which contain <900ppm bromine, <900ppm chlorine (<1500ppm total Br + Cl) and <1000ppm antimony compounds.

2. Part mounted on FR-4 board with recommended pad layout.

Internal Structure and Marking Code

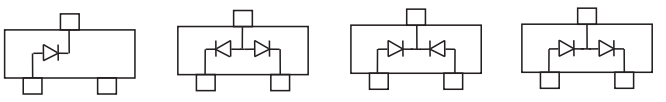

BAT54HE3 BAT54AHE3 BAT54CHE3 BAT54SHE3

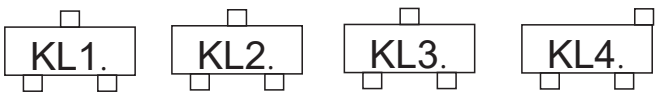

BAT54HE3 BAT54AHE3 BAT54CHE3 BAT54SHE3

SOT-23

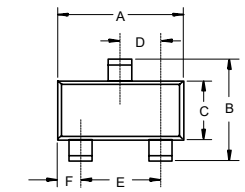

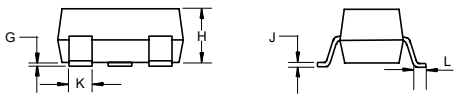

DIMENSIONS					
DIM	INCHES		MM		NOTE
	MIN	MAX	MIN	MAX	
A	0.110	0.120	2.80	3.04	
B	0.083	0.104	2.10	2.64	
C	0.047	0.055	1.20	1.40	
D	0.034	0.041	0.85	1.05	
E	0.067	0.083	1.70	2.10	
F	0.018	0.024	0.45	0.60	
G	0.0004	0.006	0.01	0.15	
H	0.035	0.043	0.90	1.10	
J	0.003	0.007	0.08	0.18	
K	0.014	0.020	0.35	0.51	
L	0.007	0.020	0.20	0.50	

Suggested Solder Pad Layout

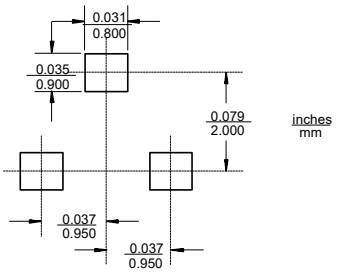

Electrical Characteristics @ 25°C Unless Otherwise specified

Parameter	Symbol	Conditions	Min.	Typ.	Max.	Units
Reverse Breakdown Voltage	V_{BR}	I_R=100μA	30			V
Forward Voltage	V_F	I_F=0.1mA			0.24	V
		I_F=1mA			0.32	V
		I_F=10mA			0.40	V
		I_F=30mA			0.50	V
		I_F=100mA			0.80	V
Reverse Current	I_R	V_R=25V			2	uA
Junction Capacitance	C_J	V_R = 1V, f = 1MHz			10	pF
Reverse Recovery Time	t_{rr}	I_F=I_R=10mA, I_{rr}=1mA,R_L=100Ω			5.0	ns

Curve Characteristics

Fig. 1 - Typical Instantaneous Forward Characteristics

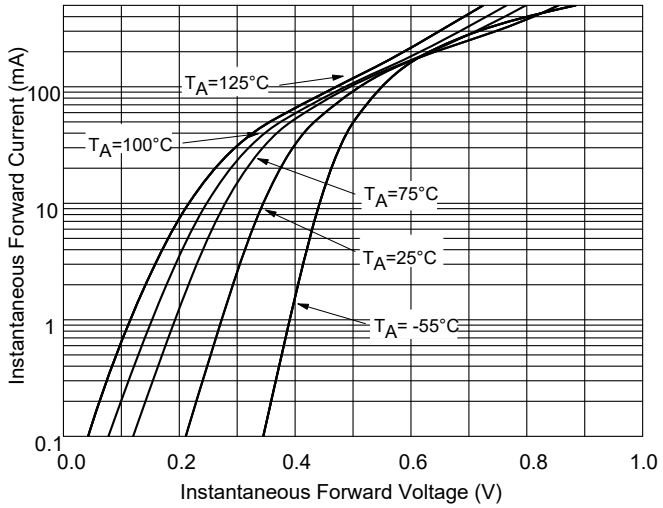

Fig. 2 - Typical Reverse Leakage Characteristics

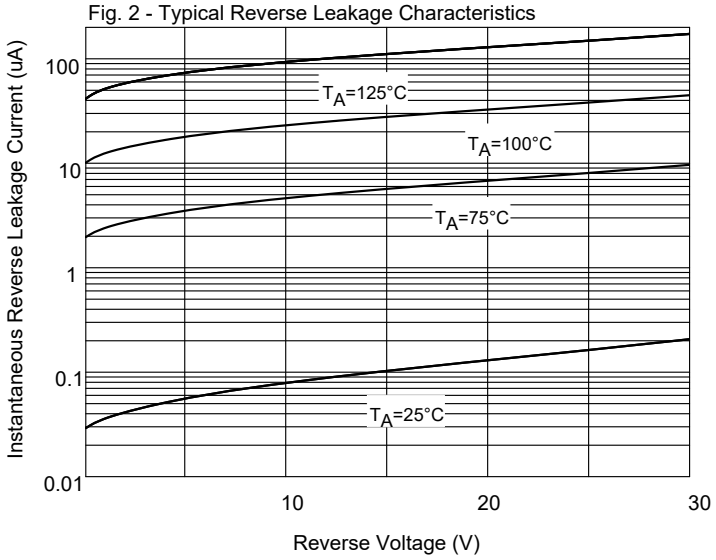

Fig. 3 - Capacitance Characteristics

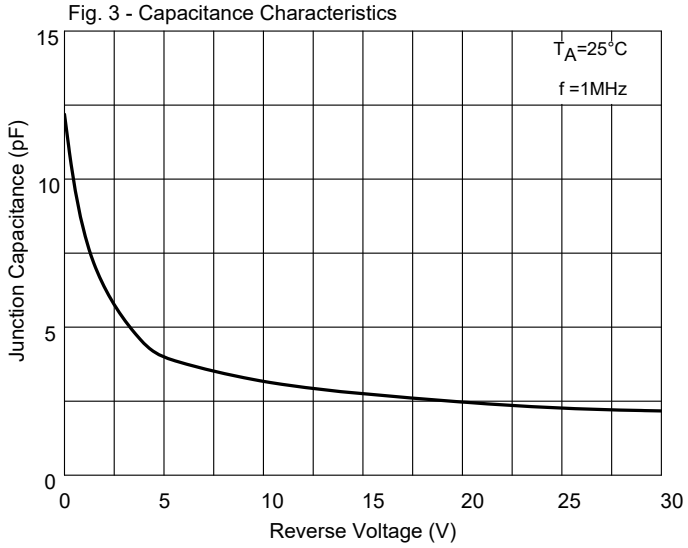

Fig. 4- Power Derating Curve

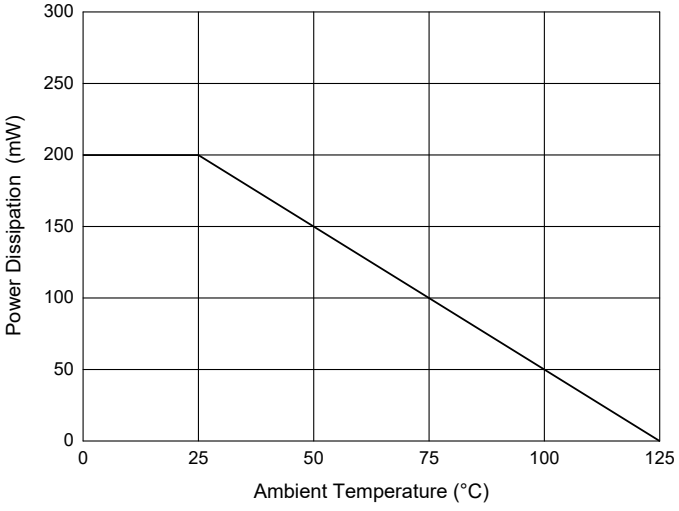

Ordering Information

Device	Packing
Part Number-TP	Tape&Reel: 3Kpcs/Reel

*****IMPORTANT NOTICE*****

Micro Commercial Components Corp. reserves the right to make changes without further notice to any product herein to make corrections, modifications , enhancements , improvements , or other changes . ***Micro Commercial Components Corp*** . does not assume any liability arising out of the application or use of any product described herein; neither does it convey any license under its patent rights ,nor the rights of others . The user of products in such applications shall assume all risks of such use and will agree to hold ***Micro Commercial Components Corp*** . and all the companies whose products are represented on our website, harmless against all damages. ***Micro Commercial Components Corp***. products are sold subject to the general terms and conditions of commercial sale, as published at
https://www.mccsemi.com/Home/TermsAndConditions.

*****LIFE SUPPORT*****

MCC's products are not authorized for use as critical components in life support devices or systems without the express written approval of Micro Commercial Components Corporation.

*****CUSTOMER AWARENESS*****

Counterfeiting of semiconductor parts is a growing problem in the industry. Micro Commercial Components (MCC) is taking strong measures to protect ourselves and our customers from the proliferation of counterfeit parts. MCC strongly encourages customers to purchase MCC parts either directly from MCC or from Authorized MCC Distributors who are listed by country on our web page cited below. Products customers buy either from MCC directly or from Authorized MCC Distributors are genuine parts, have full traceability, meet MCC's quality standards for handling and storage. **MCC will not provide any warranty coverage or other assistance for parts bought from Unauthorized Sources**. MCC is committed to combat this global problem and encourage our customers to do their part in stopping this practice by buying direct or from authorized distributors.