版本 REV.	日 期 DATE	DCN NO.	变更内容 DESCRIPTION	制图 DRAWN

成品规格图号DRAWING NO. FN2300 3S

NO.of Contacts	A	B	C	D
4	10.50	3.00	5.15	10.65
5	11.50	4.00	6.15	11.65
6	12.50	5.00	7.15	12.65
7	13.50	6.00	8.15	13.65
8	14.50	7.00	9.15	14.65
9	15.50	8.00	10.15	15.65
10	16.50	9.00	11.15	16.65
11	17.50	10.00	12.15	17.65
12	18.50	11.00	13.15	18.65
13	19.50	12.00	14.15	19.65
14	20.50	13.00	15.15	20.65
15	21.50	14.00	16.15	21.65
16	22.50	15.00	17.15	22.65
17	23.50	16.00	18.15	23.65
18	24.50	17.00	19.15	24.65
19	25.50	18.00	20.15	25.65
20	26.50	19.00	21.15	26.65
30	36.50	29.00	31.15	36.65

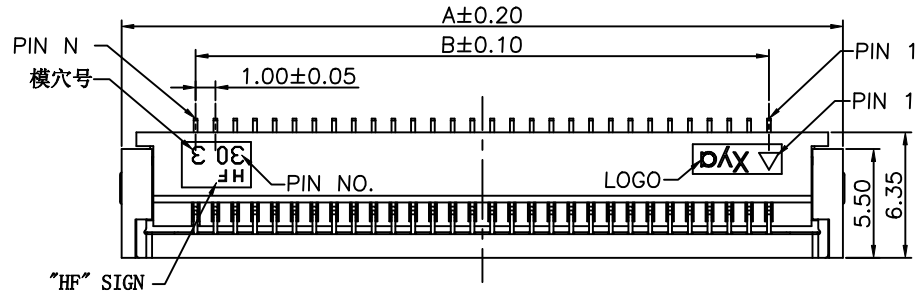

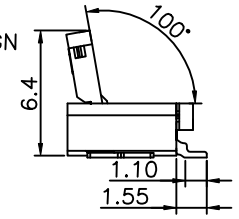

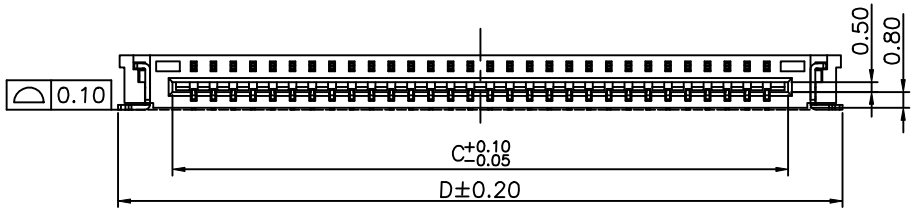

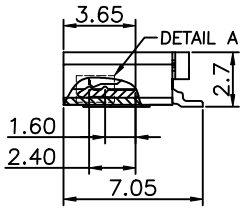

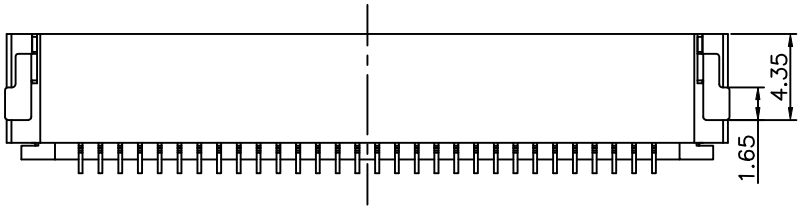

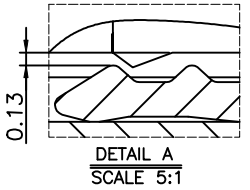

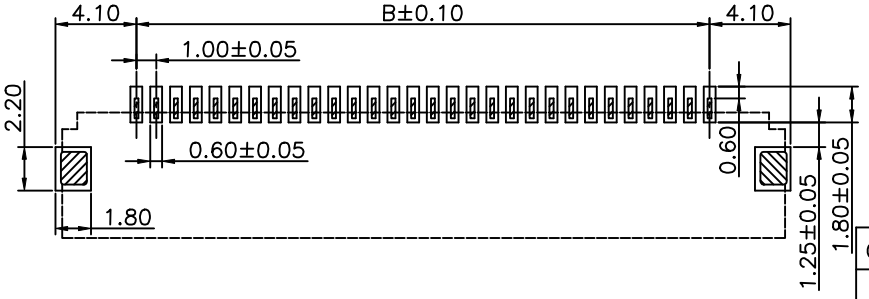

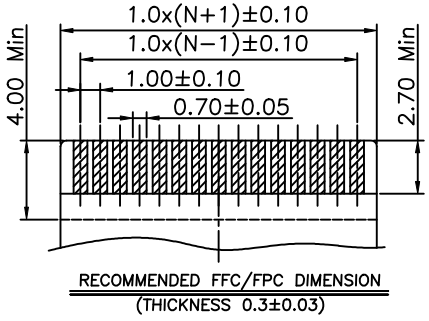

RECOMMENDED FFC/FPC DIMENSION
(THICKNESS 0.3±0.03)

Ordering Code:

FN23 – XX R XX – 3B K H
① ② ③ ④ ⑤ ⑥

① Series NO.

② Circuits Number

③ R: Right Angle

④ Plating Code:

⑤ Packing:
K: Reel

⑥ Halogen Free

Definition	Code
●Contact: Gold flash plated on contact area; ●Mounted Ear: Matte Tin plated:	WB

Definition	Code
●Contact: Matte Tin plated ●Mounted Ear: Matte Tin plated:	WA

SPECIFICATIONS:

1.Voltage rating: 50V AC/DC
2.Current rating: 0.5A AC,DC
3.Temperature range: -40°C~+85°C
4.withstand voltage: 500V AC/minute
5.Insulation resistance: 500MΩ Min.
6.Contact resistance: 20mΩ Max.
7.Material:
Base: High Temperature Thermoplastic, UL94V-0. color Natural
Cover: High Temperature Thermoplastic, UL94V-0. color Black
Contact: Copper Alloy
Mounted Ear: Copper alloy
8.Mark location depends on tooling structure.

GENERL TOLERANCE		制 图 (DR.)	武 颖	料号 PART NO.	FN23-XXRXX-3BKH	版本 REV.	A
X.±0.30	X.°±2°	审 核 (CHK.)		品 名 TITLE	1.00 PITCH FFC/FPC	页 次 SHEET	1/1
.X±0.25	.X°±1°	核 准 (APPD.)		客户料号 CUTM.NO.			
.XX±0.20	.XX°±0.5°	第1版 (OR.D.)	2013.11.27				
.XXX±0.10	.XXX°±0.5°	单 位 UNITS	MM 比 例 SCALE 1:1				

苏州新亚电通有限公司
SUZHOU XINYA ELECTRONIC COMMUNICATION Co. LTD.