Comparison Report

1. Package Dimension

Item	Old 3AAPW71371Y IC (APW7137,SOT23-5,ANPEC)	New 3AMT508001Y IC (MT5080,SOT23-5L,M3TEK)
A	1.45(max)	0.89mm (min)、1.45mm (max)
D	2.70mm (min)、3.10mm (max)	2.70mm (min)、3.10mm (max)
E	2.60mm (min)、3.00mm (max)	2.60mm (min)、3.00mm (max)
E1	1.40mm (min)、1.80mm (max)	1.40mm (min)、1.80mm (max)
SSOP5	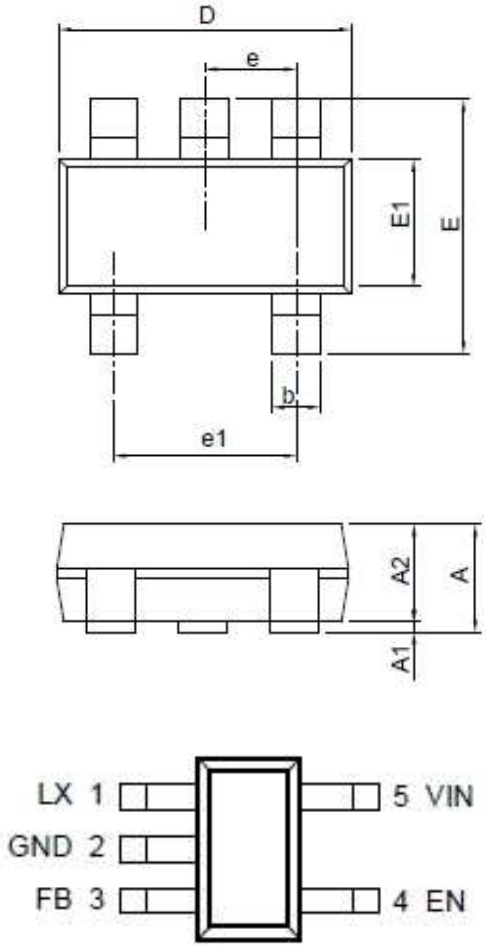	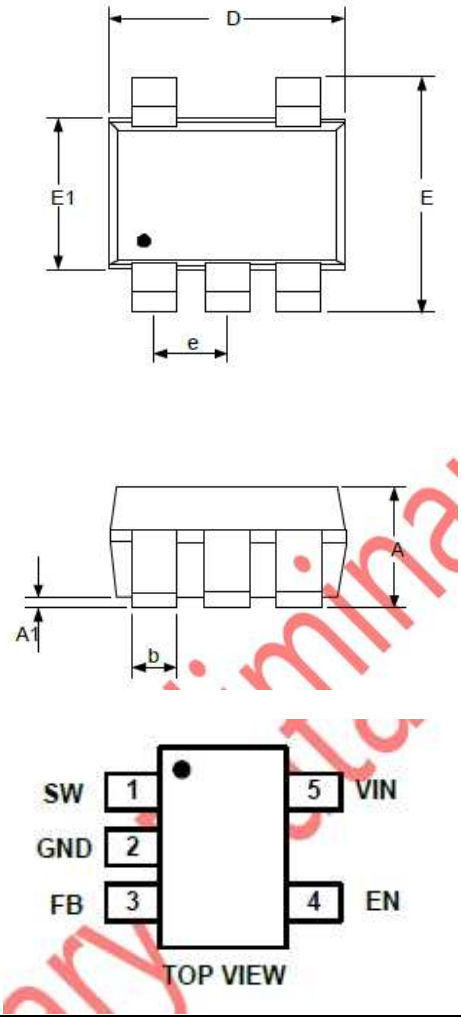

DIVA Labs.

Comparison Report

2. Electrical (Ta=25°C)

ABSOLUTE MAXIMUM RATINGS (T_C = 25°C)

Parameter	Symbol	Limits		Unit
		(Old)	(New)	
VIN Pin to GND	V_{IN}	-0.3 ~ 7	-0.3 ~ 6.5	V
LX Pin to GND	V_{LX}	-0.3 ~ 40	-0.3 ~ 52	V
Max Junction Temperature	T_J	150	125	°C
Storage Temperature	T_{STG}	-65 to +150	-65 to +150	°C

ELECTRICAL CHARACTERISTICS (T_A = 25°C)

Parameter	Symbol	(Old)			(New)			Unit
		Min.	Typ.	Max.	Min.	Typ.	Max.	
Input Voltage Range	V_{in}	2.5		6	2.7		6	V
Converter Output GND Voltage	V_{OUT}	V_{in}		35	3		50	V
Power Switch Current Limit	I_{LIM}	1	1.3	1.6	1	1.45		A
Regulated Feedback Voltage	V_{REF}	1.212	1.23	1.248	1.225	1.250	1.275	V
Ambient Temperature	T_A	-40		85	-40		85	MHz

3. NEW SAMPLE TESTING & EVALUATION

Test Model : RGD2761AMII , EETI 81H84

Test Result : Pass

Test Circuit : U3 , (VDD, VSW, VDDH), Probe Voltage 1:10

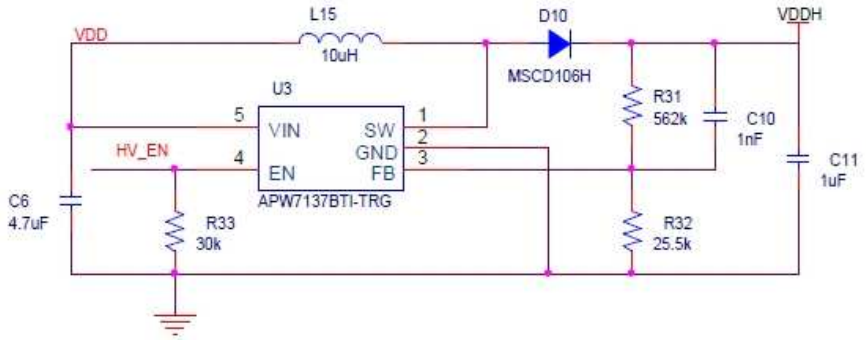

VDDH = 28.3V
HV Circuit

DIVA Labs.

Comparison Report

Item	Old : 3AAPW71371Y	New : 3AMT508001Y
VDD Probe 1:10	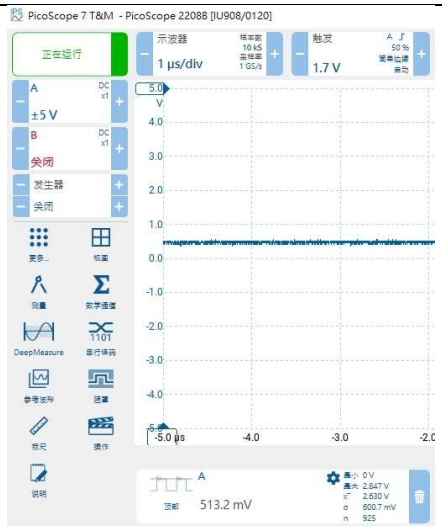	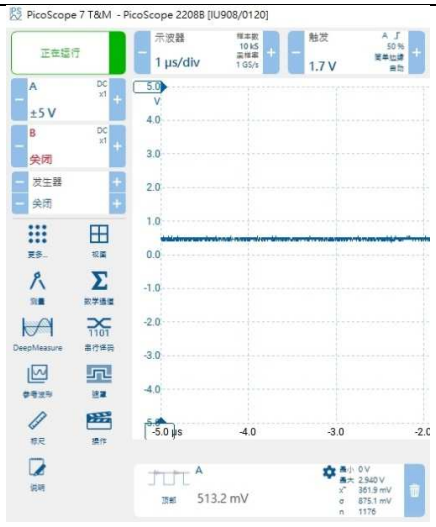
VSW	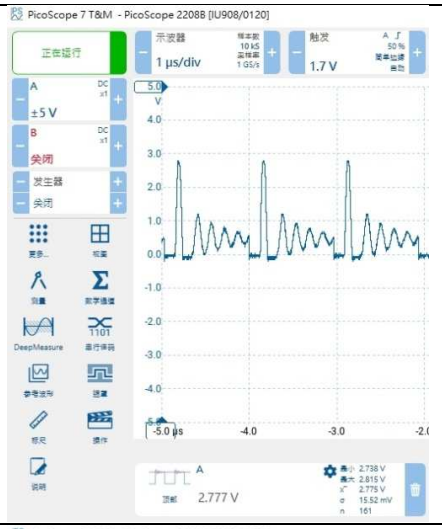	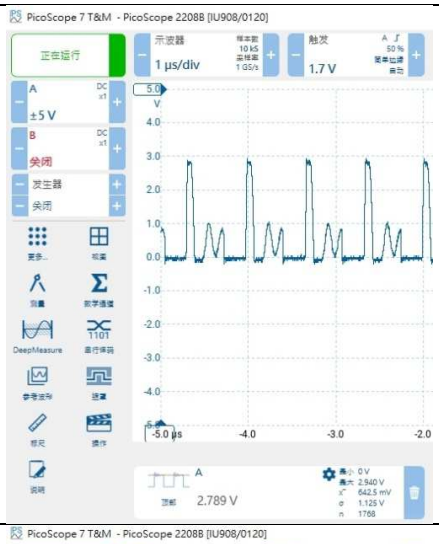
VDDH Probe 1:10	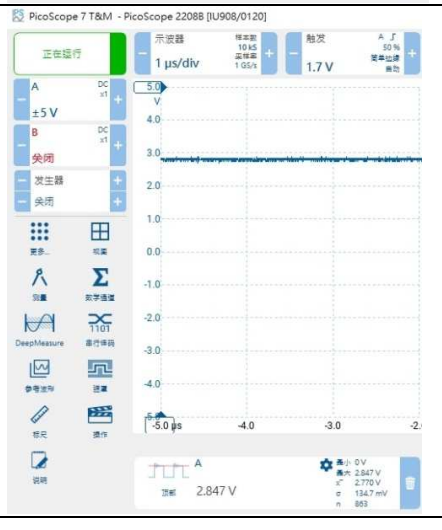	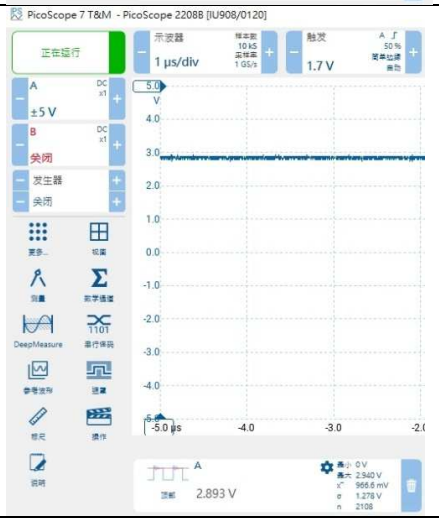

Comparison Report

Test Model : RGP1823AM , 2AAD137R03C (EETI 3188+5440)

Test Result : Pass

Test Circuit : U3 , (VDD, VSW, VDDH) , Probe Voltage 1:10

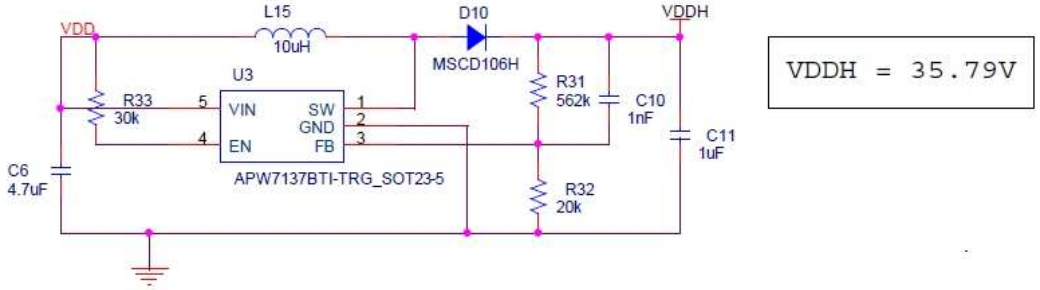

Item	Old : 3AAPW71371Y	New : 3AMT508001Y
VDD Probe 1:10	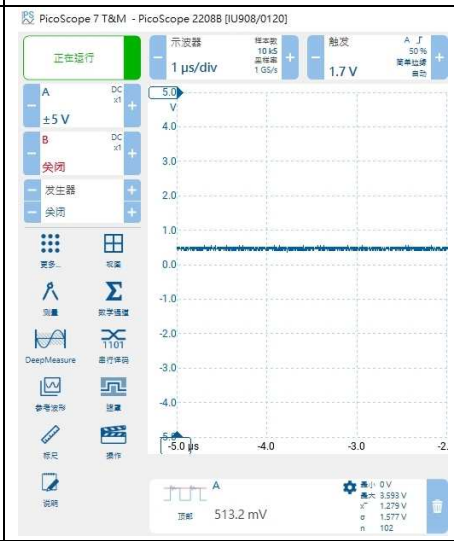	

DIVA Labs.

Comparison Report

VSW	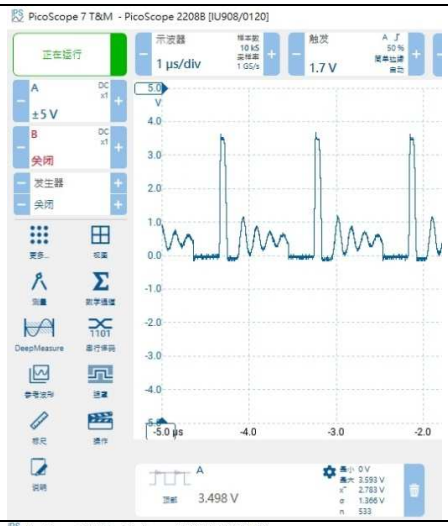	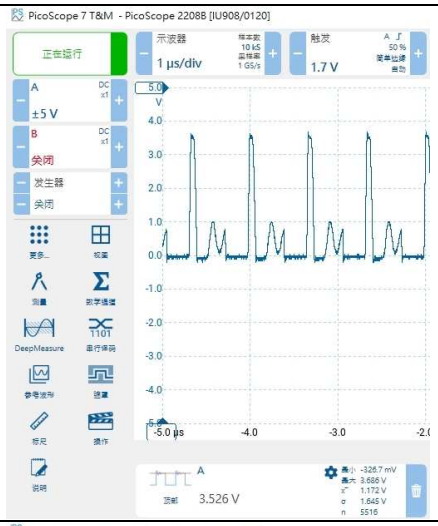
VDDH Probe 1:10	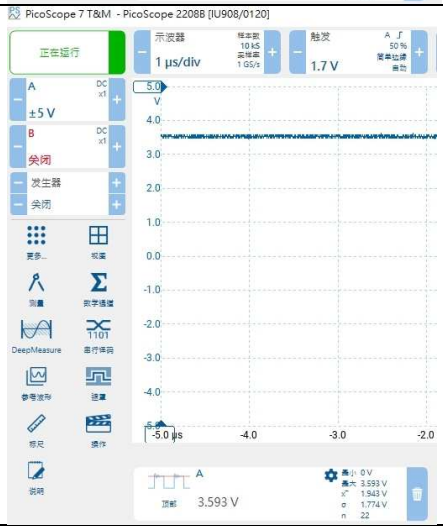	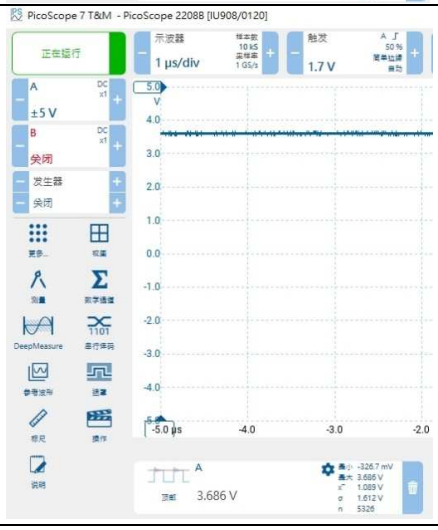

Comparison Report

4. EMI EVALUATION

SUBJECT: **EMI Test for RGD2762AMII**

Customer Name:	DIVA	Model Name:	RGD2762AMII
Sample Phase:	ES	New Parts Approval	☑ Yes ☐ No
PM Approve	Morris	EE Approve	Tony
ME Approve	Ferris	Tech. Reviewer:	Rongchi
Measurement Condition			
Test Laboratory	SUD	Test site	966 chamber
Test Rule	CE	Frequency Range	30 ~1000MHz
Test Mode	DP mode	Test Result	☑ PASS ☐ Fail
Resolution:	1920*1080/ 60 Hz	Pattern:	COLOR BAR
Test PC	DIVA_ pc NVIDIA 1060TI	Test peripheral	N/A
Key Component list:			
Main Board:	2AAD353R038	Power Board:	DELTA, 24V/2.71A MEA-065A24C6
Scalar :	RTD2486	driver Board:	2AAD051R13Q
PCB layers	4	Firmware ver.:	PC270529R_20231225R0V01
Panel No.	AUO 27" M270HVN02.0	Cable	DP 1.8m cable
Test Summary			
New IC on Touch BD EMI Class B PASS, under 4.57 dB			

DIVA Labs.

Comparison Report





Comparison Report

. Test Data：

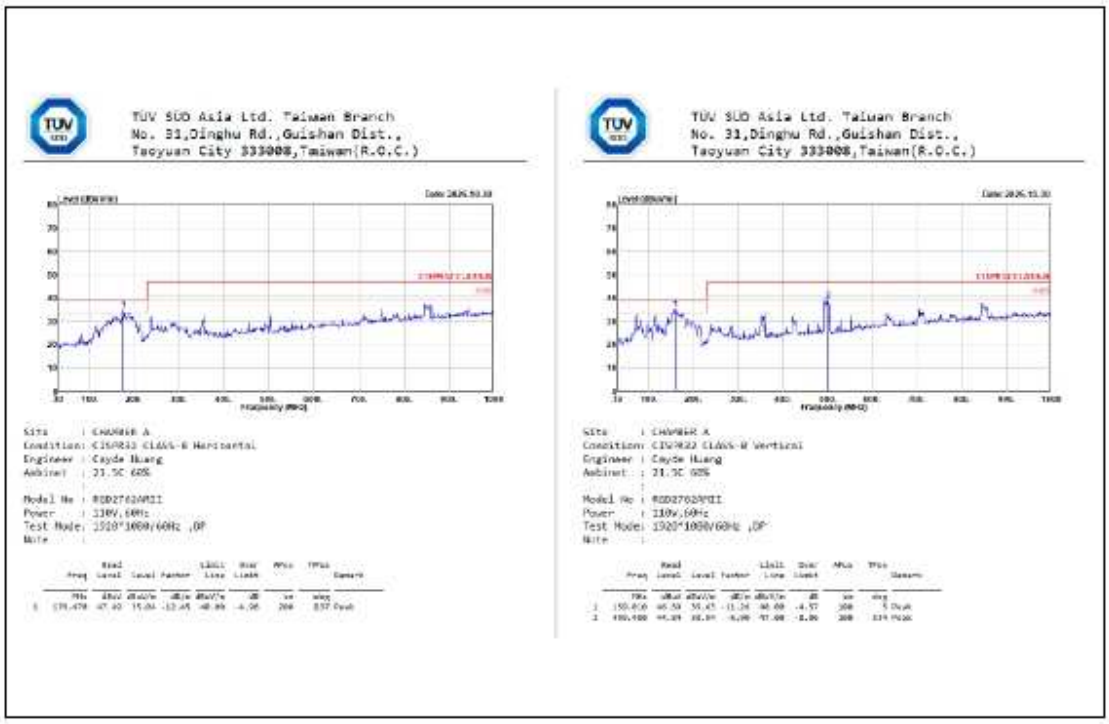

5. Conclusion

This component change has been evaluated by DIVA; the initial successor evaluation showed the new successor is compatible with former model. None of the other components and program will be needed to recalibrate or implement. The ECN will be provided if you approve.