Product Validation Report

Product Name	**: RGD2461AMI-PW(AG)**
Model Name	**: RGD2461AMI**
Product Stage	**: MP**
Product No.	**: 1A1A2323Y100000**
Revision	**: A**

Prepared By **: Joe Lin** **Date : 2026/10/08**

Approved By **: RongChi Liao** **Date : 2026/10/08**

High and Low Temperature Operation Test

Test Engineer	Joe Lin	Date	2026/10/06~2026/10/08	Stage	Result
				MP	PASS

Test Propose

Test and verify monitor's stability. After High and low temperature operation test,system function is normal.

Evaluation Environment

Temperature	0℃ 12Hrs, 40℃/60%RH 12Hrs, Total 3 cycles (3days)

Evaluation Equipment

Processor	Intel® Core™ i3-4160 CPU @ 3.60GHz		
Graphic Card	Intel® HD Graphics 4400- Driver 10.18.14.4156		
O.S.	Windows 7 64bit		
Test Equipment	AC 110V	TERCHY MHG-408L(901257)	

Evaluation Unit Level

LCD Type	AUO G238HAN01.0
Power Adapter	DIVA DMP5012G (2AADLGVR23L)
F/W Version	RGD2461AMI-PW_211015R0V01
Main Board	RTD2486
Controller Board	Ever Glory P-CAP
Speaker	2W x2
Interface Option	VGA、HDMI、DP、USB
Touch Panel Type	P-cap (Clear Type)
Serial Number	RD220121006

Test Standard

High and Low Temperature Operation Test Specification

Criteria

There should be no abnormalities affecting the product's specified functions and performance.
Follow Engineering Specification & Product Specification

替代料驗證,
RGD2461AMI-PW(AG)
2AAD353R038
connector,
3FM00200210->
3FM00200240 ,
3FM00202520->
3FM00202550,



High and Low Temperature Operation Test

Test Procedure	Result	Note
1. Confirm the Monintor has normal functions before testing.	Pass	
2. Place the Monintor in the temperature chamber and set temperature inside the chamber to the specified temperature.	Pass	
3. Hold the Monintor in the temperature chamber until its temperature reaches the specified temperature.	Pass	
4. Confirm the Monintor has normal functions after testing.	Pass	

Test Condition

Applied Voltage	110V/60Hz	Brightness	90	Resolution	1920x1080/DP
Temperature	0℃, 25℃/50%RH，40℃/80%RH	Dwell Time	12 hours	Test Pattern	SMPTE
Sample Condition	Operation Normal	Total Test Cycle	6 Cycles	Test Duration	72 hours
Sample quantity	1				

Test Environment Curve

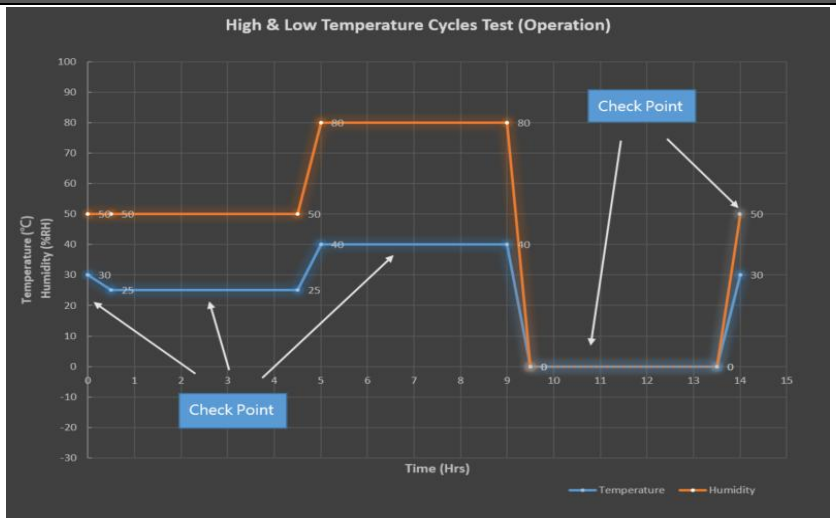

Function Check (Before Test)		Note
		

PHOTO OF TEST		
Test Condition	Test Condition	Note
		
Test Condition	Test Condition	Note
		
After Test	After Test	Note
		
After Test	After Test	Note
	