LBAV99WT1G

Dual Series Switching Diode

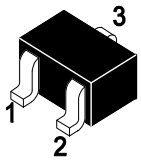

SC70(SOT-323)

1. FEATURES

- We declare that the material of product compliance with RoHS requirements and Halogen Free.

2. APPLICATIONS

- ESD Protection
- Polarity Reversal Protection
- Data Line Protection
- Inductive Load Protection
- Steering Logic

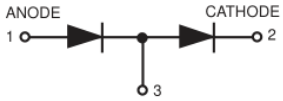

3. DEVICE MARKING AND RESISTOR VALUES

Device	Marking	Shipping
LBAV99WT1G	A7	3000/Tape&Reel

4. MAXIMUM RATINGS(Ta = 25ºC)

Parameter	Symbol	Limits	Unit
Reverse Voltage	VR	100	V
Forward Current	IF	215	mA
Peak Forward Surge Current	IFM(surge)	500	mA
Repetitive Peak Reverse Voltage	VRRM	100	V
Repetitive Peak Forward Current	IFRM	450	mA
Non-Repetitive Peak Forward Current	IFSM		A
t=1μs		2	
t=1ms		1	
t=1s		0.5	

5. THERMAL CHARACTERISTICS

Parameter	Symbol	Limits	Unit
Total Device Dissipation,	PD		
FR−5 Board (Note 1) @ TA = 25ºC		200	mW
Derate above 25ºC		1.6	mW/ºC
Thermal Resistance Junction–to–Ambient(Note 1)	RΘJA	625	ºC/W
Junction and Storage temperature	TJ,Tstg	−65～+150	° C

1. FR–5 = 1.0×0.75×0.062 in.

6. ELECTRICAL CHARACTERISTICS (Ta= 25ºC)

Characteristic	Symbol	Min.	Typ.	Max.	Unit
Reverse Breakdown Voltage (I(BR)=100μA)	VBR	100	-	-	V
Reverse Voltage Leakage Current (VR = 70V) (VR = 100V) (VR = 70V,TJ = 150°C) (VR = 25V,TJ = 150°C)	IR	 - - - -	 - - - -	 2.5 5 50 30	μA
Diode Capacitance (VR = 0V, f = 1.0 MHz)	CD	-	-	1.5	pF
Forward Voltage (IF = 1.0 mA) (IF = 10 mA) (IF = 50 mA) (IF = 150 mA)	VF	 - - - -	 - - - -	 715 855 1000 1250	mV
Reverse Recovery Time,RL =50Ω (IF =IR =10 mA, iR(REC) =1.0mA)	trr	-	-	6.0	ns
Forward Recovery Voltage (IF = 10 mA, tr = 20 ns)	VFR	-	-	1.75	V

7. ELECTRICAL CHARACTERISTICS CURVES

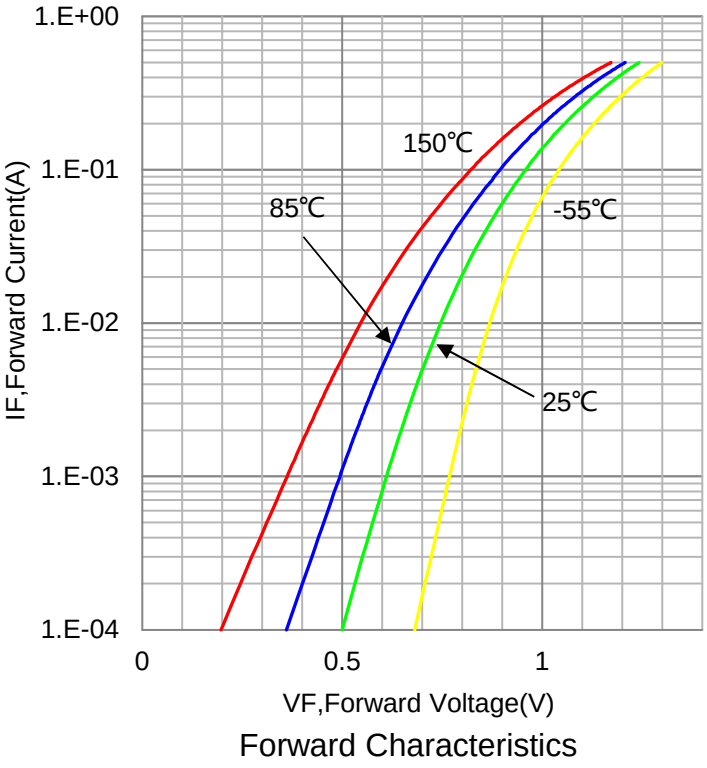

Forward Characteristics

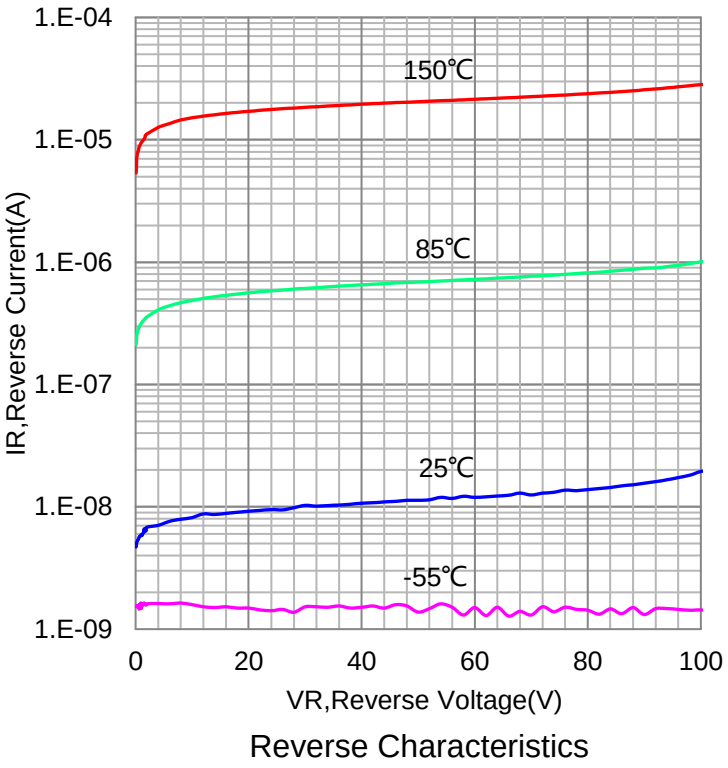

Reverse Characteristics

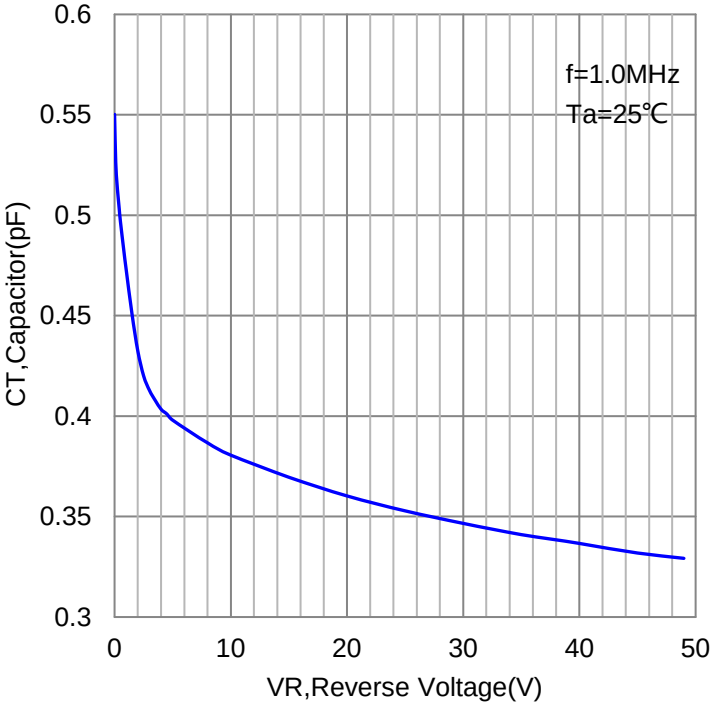

Capacitor Characteristics

8.OUTLINE AND DIMENSIONS

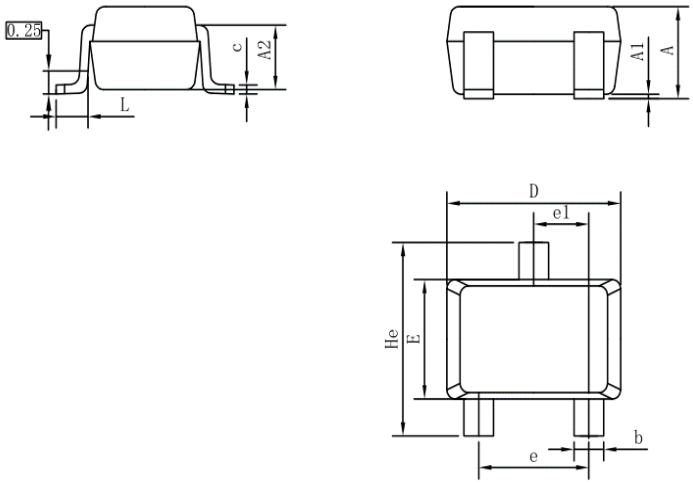

SC70			
DIM	MIN	NOR	MAX
A	0.80	0.95	1.00
A1	0.00	0.05	0.10
A2		0.7 REF	
b	0.30	0.35	0.40
c	0.10	0.15	0.25
D	1.80	2.05	2.20
E	1.15	1.30	1.35
e	1.20	1.30	1.40
e1		0.65 BSC	
L	0.20	0.35	0.56
He	2.00	2.10	2.40
ALL Dimension in mm			

9.SOLDERING FOOTPRINT

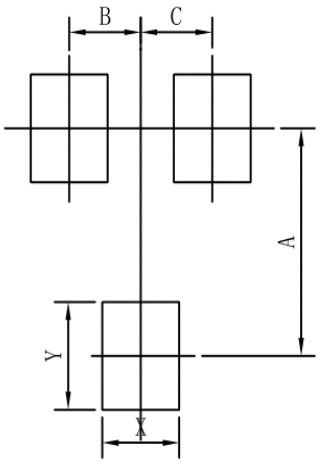

SC70	
DIM	(mm)
A	1.90
B	0.65
C	0.65
X	0.70
Y	0.90

DISCLAIMER

- Curve guarantee in the specification. The curve of test items with electric parameter is used as quality guarantee. The curve of test items without electric parameter is used as reference only.

- Before you use our Products for new Project, you are requested to carefully read this document and fully under--stand its contents. LRC shall not be in any way responsible or liable for failure, malfunction or accident arising from the use of any LRC’s Products against warning, caution or note contained in this document.

- All information contained in this document is current as of the issuing date and subject to change without any prior notice. Before purchasing or using LRC's Products,please confirm the latest information with a LRC sales represe--ntative.