REV	DATE	DESCRIPTION	DRAFT	APPROVED
0	2026.11.16	INITIAL RELEASE	Ferris Tsai	

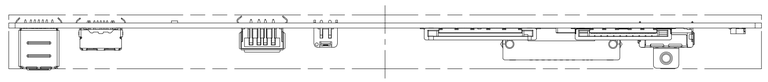

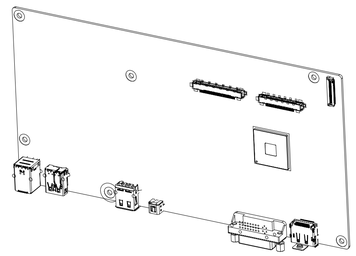

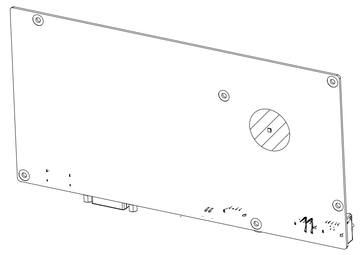

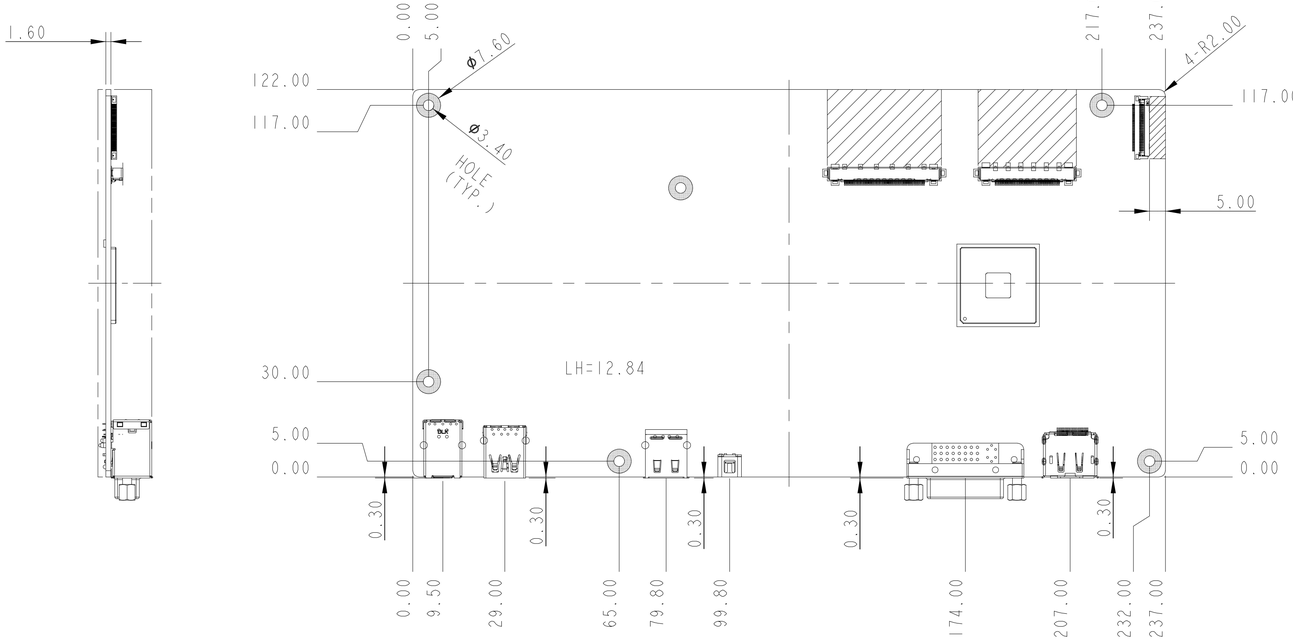

TOP SIDE

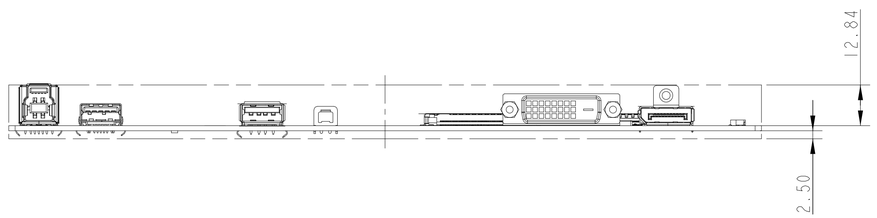

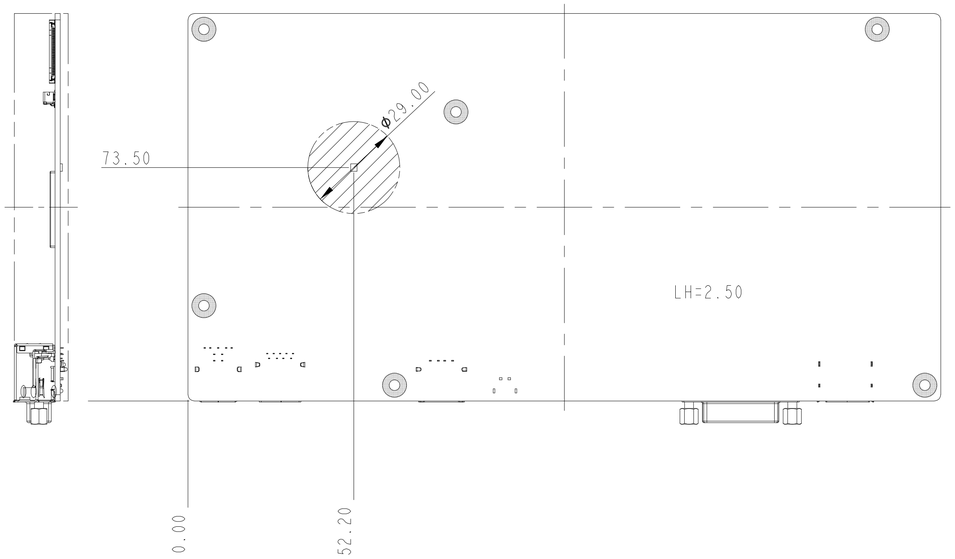

BOTTOM SIDE

(FROM TOP DIRECTION VIEW)

NOTES:
1. MATERIAL: PCB, t=1.60mm.
2. LH: LIMITED HEIGHT.
3. ALL SCREW HOLE: NON PLATING THROUGH HOLE(NPTH).
4. ⬚ COPPER-CLAD SURFACE AREA.
5. ▨ COMPONENT PROHIBITED AREA.
6. RoHS COMPLIANT.
7. DIVA QC INSPECTION DOCUMENT NO.: QWI-010.

UNLESS OTHERWISE SPECIFIED ALL DIMENSIONS ARE IN MM. TOLERANCES:
.X = ± 0.5
.XX = ± 0.30
.XXX = ± 0.150
ANGLE = ± 1.0°
INTERPRET DIM AND TOL PER ASME Y14.5-2009

THIRD ANGLE PROJECTION

MATERIAL: PCB, t=1.60 | FINISH: NONE

DRAWN BY: Ferris Tsai | 2025-11-16

CHECKED BY:

APPROVED BY:

Creo FILE NAME: ASM_MB_RUP2732BM1

APPROVED NO.:

DIVA Laboratories. Ltd.

PART NAME: MAIN BOARD

PART NUMBER:

MFG. PART NUMBER

MODEL NAME: RUP2732BM1 | SIZE: A1 | SCALE: 1:1 | SHEET: 1 of 1 | REV: 0

THIS DOCUMENT IS SUPPLIED IN CONFIDENCE. NO REPRODUCTION OF THIS DOCUMENT IN PART OR IN WHOLE OR THEREON OF THE ITEMS SHOWN MAY BE MADE WITHOUT THE COPYRIGHT OWNERS WRITTEN PERMISSION.