

設計驗證
工程課
2023.12.15
發行
鈺緯科技開發股份有限公司

承　　認　　書

Specification Approval

CUSTOMER : 鈺緯科技開發股份有限公司

BRAND: LRC

PART NO : LUDZS5.6BT1G

CUSTOMER PART NO: 3DZ56AB023Y (D0165)

APPROVED BY: Frankie Wang　　DATE: 2023/12/8

AVNET ASIA PTE. LTD.	CUSTOMER APPROVAL STAM
Avnet Asia Pte., Ltd. Taiwan Br. (Singapore) 新加坡商安富利股份有限公司台灣分公司 台北市南港區園區街 3 號 5 樓 Tel ： (02)2655-8688 Fax： (02)2655-8666	設計驗證 工程課 2023.12.15 發行 鈺緯科技開發股份有限公司

新加坡商安富利股份有限公司台灣分公司

台北市南港區園區街 3 號 5 樓

電話:(02)2655-8688 傳真:(02)3655-8666

LUDZS5.6BT1G
S-LUDZS5.6BT1G

Zener Voltage Regulators
200 mW SOD-323 Surface Mount

1. FEATURES

- We declare that the material of product compliance with RoHS requirements and Halogen Free.
- S- prefix for automotive and other applications requiring unique site and control change requirements; AEC-Q101 qualified and PPAP capable.
- Steady state power rating of 200 mW
- ESD rating of class 3 per human body model

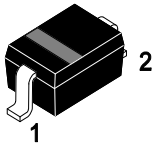

SOD323(SC-76)



2. DEVICE MARKING AND ORDERING INFORMATION

Device	Marking	Shipping
LUDZS5.6BT1G	C2	3000/Tape&Reel
LUDZS5.6BT3G	C2	10000/Tape&Reel

3. THERMAL CHARACTERISTICS

Parameter	Symbol	Limits	Unit
Total Device Dissipation, FR−5 Board (Note 1) @ TA = 25ºC Derate above 25ºC	PD	 200 1.57	 mW mW/ºC
Thermal Resistance, Junction–to–Ambient(Note 1)	RΘJA	635	ºC/W
Junction and Storage temperature	TJ,Tstg	−55～+150	°C

4. ELECTRICAL CHARACTERISTICS (Ta= 25ºC)

Characteristic	Symbol	Min.	Typ.	Max.	Unit
Zener voltage (IZT=5mA)	VZ	 5.49	 -	 5.73	V
Operating resistance (IZT=5mA) (IZT=1mA)	ZZT	 - -	 - -	 60 180	Ω
Rising operating resistance (IZK=0.5mA)	ZZK	 -	 -	 200	Ω
Reverse current (VR=2.5V)	IR	 -	 -	 1	μA

1. FR–5 = 1.0×0.75×0.062 in.

5.ELECTRICAL CHARACTERISTICS CURVES

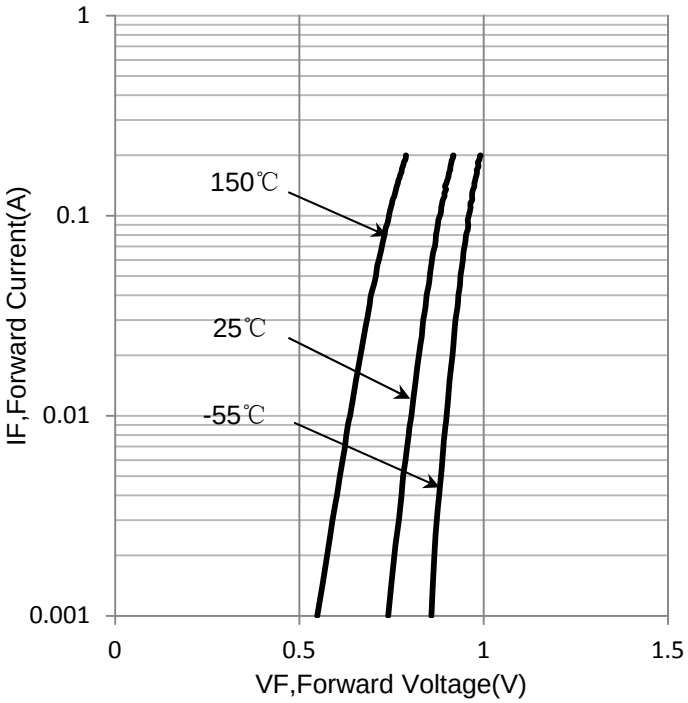

Forward Characteristics

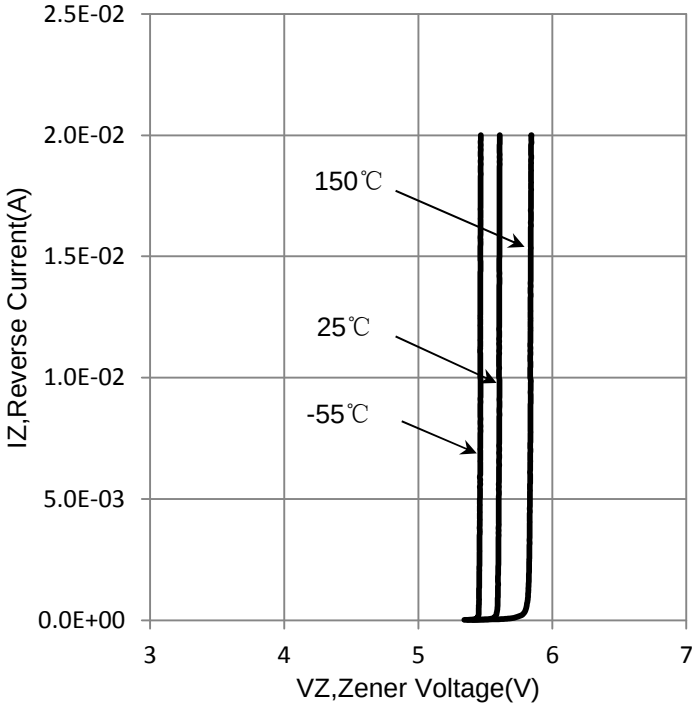

Reverse Characteristics

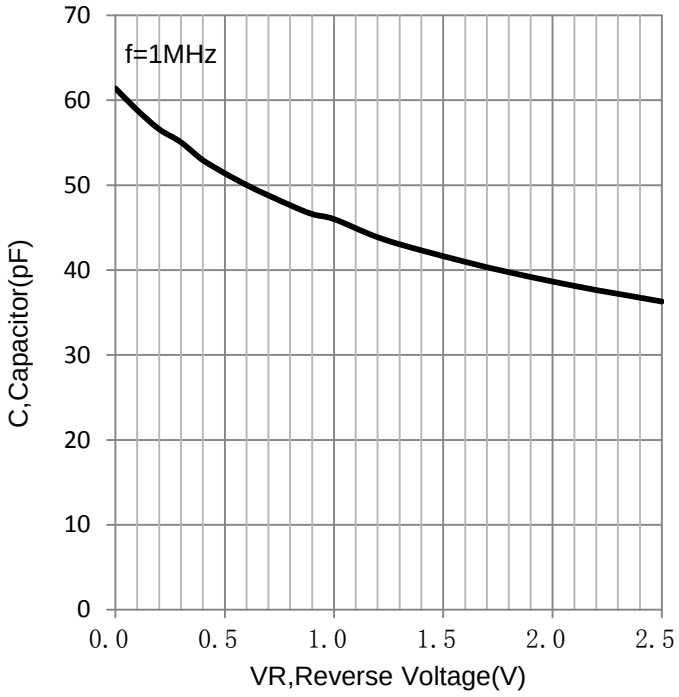

Capacitor Characteristics

6.OUTLINE AND DIMENSIONS

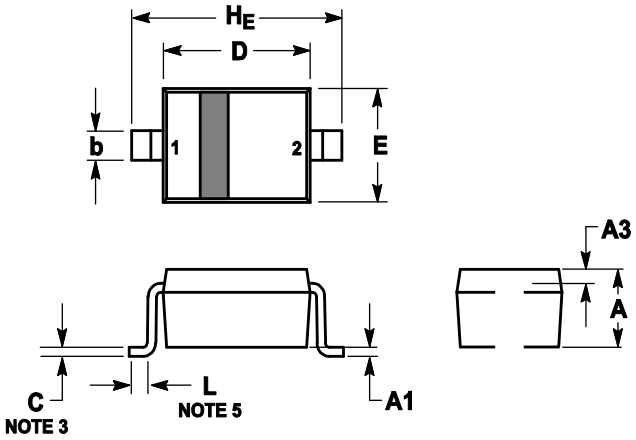

Notes:

1. DIMENSIONING AND TOLERANCING PER ANSI Y14.5M, 1982.
2. CONTROLLING DIMENSION: MILLIMETERS.
3. MAXIMUM LEAD THICKNESS INCLUDES LEAD FINISH. MINIMUM LEAD THICKNESS IS THE MINIMUM THICKNESS OF BASE MATERIAL.
4. DIMENSIONS D AND E DO NOT INCLUDE MOLD FLASH, PROTRUSIONS OR GATE BURRS.

	MILLIMETERS			INCHES		
DIM	MIN	NOM	MAX	MIN	NOM	MAX
A	0.8	0.9	1	0.031	0.035	0.04
A1	0	0.05	0.1	0	0.002	0.004
A3	0.15REF			0.006REF		
b	0.25	0.32	0.4	0.01	0.012	0.016
C	0.089	0.12	0.177	0.003	0.005	0.007
D	1.6	1.7	1.8	0.062	0.066	0.07
E	1.15	1.25	1.35	0.045	0.049	0.053
L	0.08			0.003		
H_E	2.3	2.5	2.7	0.09	0.098	0.105

7.SOLDERING FOOTPRINT

