



設計驗證
工程課
2024-04-10
發行
鈺緯科技開發股份有限公司

展絃科技有限公司

242新北市新莊區新樹路310巷18-1號
電話：02-2206050　　傳真：02-22060671

模 具 產 品 承 認 書

客戶名稱	鈺緯科技開發股份有限公司
模　　號	JS-2109323
客戶料號 (M3366)	樣品名稱
3MD562PA02A	SENSOR COVER RUP2732CMI

客　戶　確　認

工 程	品 保	採 購
設計驗證 工程課 2024-04-10 發行 鈺緯科技開發股份有限公司		

中華民國　113年　03 月　29　日

模 具 照 片

尺寸：300*270*295

重量：185KG

穴數：2+2互換





成 品 照 片

原料品牌： 杜邦

料　　號： 尼龍
101 L



出貨包裝方式



10PCS 釘一袋



10PCS 釘一袋

Test Result	

DIVA FAI DATA SHEET

Part Number :	3MD562PA02A (M3366)	Supplier :	展紘科技	Date:	2024/3/29
Part Description :	SENSOR COVER RUP2433AMI			Cavity / Tool # :	2
Revision :		Material Spec:		Inspector:	陳文宣

MOI-Method of inspection abbreviation: HG = Height gauge, MIC = Micrometer, DC = Dial Caliper, P = Protractor, OC = Optical Comparator, CG = Checking Gauge, CMM = Coordinate Measuring Machine, OMM = Optical Coordinate Measuring Machine, HT = Hardness Trester, TG = Thickness Gauge, VIS = D

OTHER:

DRAWING SPECIFICATIONS						INSPECTION RESULTS							INSPECTION ANALYSIS					
						Sample Number							% Tolerance		Alert/Rej		Supplier	RD Engineering
ITEM	LOCATION	NOMINAL	+TOL	-TOL	Method	1	2	3	1	2	3	Mean	UPPER	LOWER	HIGH	LOW	Remarks	Disposition
1		9.250	0.20	0.20	OC	9.240	9.240	9.260	-0.010	-0.010	0.010	9.247	5%	5%				
2		3.300	0.20	0.20	OC	3.320	3.320	3.320	0.020	0.020	0.020	3.320	10%	0%				
3		1.800	0.20	0.20	OC	1.720	1.720	1.720	-0.080	-0.080	-0.080	1.720	0%	40%				
4		3.100	0.20	0.15	OC	3.130	3.130	3.130	0.030	0.030	0.030	3.130	15%	0%				
5		78.390	0.50	0.50	OC	78.790	78.790	78.790	0.400	0.400	0.400	78.790	80%	0%	Alert			
6		39.980	0.30	0.30	OC	40.250	40.250	40.250	0.270	0.270	0.270	40.250	90%	0%	Alert			
7																		
8		9.250	0.20	0.20	OC	9.240	9.260	9.240	-0.010	0.010	-0.010	9.247	5%	5%				
9		3.300	0.20	0.20	OC	3.320	3.320	3.320	0.020	0.020	0.020	3.320	10%	0%				
10		1.800	0.20	0.20	OC	1.720	1.720	1.720	-0.080	-0.080	-0.080	1.720	0%	40%				
11		3.100	0.20	0.20	OC	3.130	3.130	3.130	0.030	0.030	0.030	3.130	15%	0%				
12		78.390	0.50	0.50	OC	78.790	78.790	78.790	0.400	0.400	0.400	78.790	80%	0%	Alert			
13		39.980	0.30	0.30	OC	40.250	40.250	40.250	0.270	0.270	0.270	40.250	90%	0%	Alert			
14																		
15																		
16																		
17																		
18																		
19																		

Instructions:
1.Inspector mest fillout the yellow area.
2. The table will automatically calculate the data in green area.

Dimension	Dimension										Date	
	A	B	C	D	E	F	G	H	I	J	Part No	
Inspection Method											Parts Name	
T	78.3900	39.9800	1.8000								Supplier	
Tolerance +	0.5000	0.3000	0.2000								Inspector	
Tolerance -	0.5000	0.3000	0.2000								Cavity / Tool #	
FAI#1	78.79	40.25	1.72									
FAI#2	78.79	40.25	1.72									
FAI#3	78.79	40.25	1.73									
P#1	78.78	40.24	1.72									
P#2	78.78	40.24	1.73									
P#3	78.79	40.25	1.73									
P#4	78.79	40.24	1.73									
P#5	78.79	40.25	1.73									
P#6	78.79	40.24	1.72									
P#7	78.78	40.25	1.72									
P#8	78.77	40.25	1.72									
P#9	78.78	40.24	1.72									
P#10	78.79	40.24	1.72									
P#11	78.79	40.25	1.72									
P#12	78.79	40.24	1.73									
P#13	78.79	40.25	1.73									
P#14	78.78	40.24	1.72									
P#15	78.79	40.24	1.72									
P#16	78.79	40.25	1.73									
P#17	78.79	40.24	1.72									
P#18	78.79	40.25	1.72									
P#19	78.79	40.25	1.72									
P#20	78.78	40.24	1.72									
Mean	78.786522	40.245217	1.723478	#DIV/0!	#DIV/0!	#DIV/0!	#DIV/0!	#DIV/0!	#DIV/0!	#DIV/0!		
STD Dev.	0.005728	0.005108	0.004870	#DIV/0!	#DIV/0!	#DIV/0!	#DIV/0!	#DIV/0!	#DIV/0!	#DIV/0!		
Estimated F/R (95% conf. 10%dev.)	0.000000	0.000000	0.000000	#DIV/0!	#DIV/0!	#DIV/0!	#DIV/0!	#DIV/0!	#DIV/0!	#DIV/0!		

MOI-Method of inspection abbreviation: HG = Height gauge,
MIC = Micrometer,
DC = Dial Caliper,
P = Protractor,
OC = Optical Comparator,
CG = Checking Gauge,
CMM = Coordinate Measuring Machine

REV.	DATE	DESCRIPTION	BY	APVD
A	2024-03-05	ADD HOOK, DIMENSION UPDATED	Laslie	-

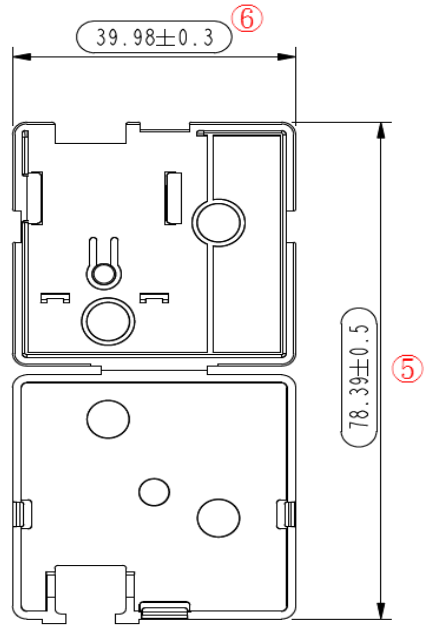

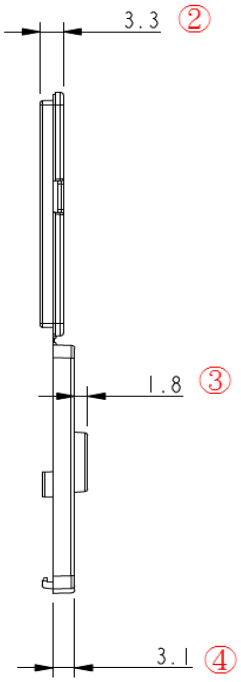

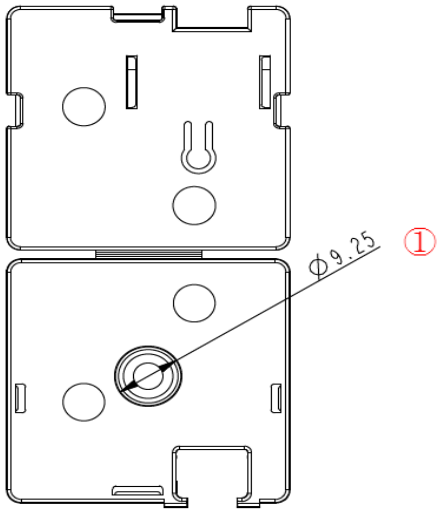

NOTES: UNLESS OTHERWISE SPECIFIED

1. Material: Nylon 66
   Material Color: black
2. Surface treatment: Texture,MT-11010
3. All unspecified draft angel to be max 0.5
4. All external surfaces without sink mark, knit mark and nicks Otherwise define on limit sample
5. Gate and ejector pin marks to be under flush by 0.2mm
6. Concentric center tolerances are ± 0.05 mm
7. All unspecified radius are 0.3mm
8. " ○ "Major dimension
9. Unspecified dimension tolerance reference tolerance table
10. Please refer to 3D file when dimensions can' t found in drawing
11. Need paint area, Please see approve sample or painting drawing

設計驗證
工程課
2024-04-10
發行
廷鑽科技開發股份有限公司

RANGE OF DIMENSION	TOLERANCE CLASS DESIGNATION f	V m	V c
UP TO 30	±0.10	±0.20	±0.50
ABOVE 30~120	±0.15	±0.30	±0.80
ABOVE 120~315	±0.20	±0.50	±1.20
ABOVE 315~1000	±0.30	±0.80	±2.00
ANGLE ±1° (±1.75/100)			

THIRD ANGLE PROJECTION

UNITS:mm	SCALE: 1/1	SHEET: 2 OF 2	MODEL NO.:
MATERIAL:		TREATMENT:	
DSGD by	Jay Hsu	10-18-21	PART NAME: SENSOR COVER RUP2732CMI
CHK by			
APVD by	Laslie	10-18-21	PART NO.: 3MD562PA02A REV. 0
APVD NO.: (M3366)	3D FILE NAME: SENSOR_COVER_ASSY_24		DIVA Laboratories ,Ltd.