

設計驗證
工程課
2024-04-16
發行

承　　認　　書

APPROVAL　SHEET

客戶名稱： 鈺緯科技開發股份有限公司

客戶料號： SL210A-TP

零件敘述： DIODE (SL210A-TP,SMA,MCC

零件料號： 3DSL210A01Y (D0168)

零件廠牌： MCC

承認日期： 2023.11.30

客戶認可章	晨昕公司發行章
設計驗證 工程課 2024-04-16 發行 鈺緯科技開發股份有限公司	晨昕 發行章

SRT 晨昕科技股份有限公司
SUNRISETEK CO., LTD.

TEL:02-2226-7955　FAX:02-2221-3858

2 Amp Low VF Schottky Rectifier 40 to 100 Volts

Features

- Lead Free Finish/RoHS Compliant(Note 1) ("P" Suffix Designates Compliant. See Ordering Information)
- Epoxy Meets UL 94 V-0 Flammability Rating
- Moisture Sensitivity Level 1
- High Surge Forward Current Capability
- Extremely Low Thermal Resistance
- Halogen Free. “Green” Device (Note 2)

Maximum Ratings

- Operating Junction Temperature Range: -55ºC to +150ºC
- Storage Temperature Range: -55ºC to +150ºC
- Maximum Thermal Resistance: 22°C/W Junction to Lead

MCC Part Number	Device Marking	Maximum Recurrent Peak Reverse Voltage	Maximum RMS Voltage	Maximum DC Blocking Voltage
SL24A	SL24A	40V	28V	40V
SL26A	SL26A	60V	42V	60V
SL210A	SL210A	100V	70V	100V

Electrical Characteristics @ 25°C Unless Otherwise Specified

Average Forward Current	$I_{F(AV)}$	2.0A	T_L=90ºC
Peak Forward Surge Current	I_{FSM}	50A	8.3ms,Half Sine
Instantaneous Forward Voltage			
SL24A	V_F	0.47V(Max.) 0.43V(Max.) 0.40V(Typ.)	I_{FM}=2.0A; T_J=25ºC I_{FM}=2.0A; T_J=125ºC
SL26A		0.55V(Max.) 0.52V(Max.) 0.49V(Typ.)	I_{FM}=2.0A; T_J=25ºC I_{FM}=2.0A; T_J=125ºC
SL210A		0.75V(Max.) 0.62V(Max.) 0.58V(Typ.)	I_{FM}=2.0A; T_J=25ºC I_{FM}=2.0A; T_J=125ºC
Maximum DC Reverse Current At Rated DC Blocking Voltage	I_R	0.1mA 10mA	T_J=25ºC T_J=125ºC
Typical junction capacitance			
SL24A	C_J	110pF	Measured at 1.0MHz, V_R=4.0V
SL26A		90pF	
SL210A		60pF	

Note :

1. High Temperature Solder Exemption Applied, see EU Directive Annex 7a.
2. Halogen free "Green” products are defined as those which contain <900ppm bromine, <900ppm chlorine (<1500ppm total Br + Cl) and <1000ppm antimony compounds.

SMA (DO-214AC)

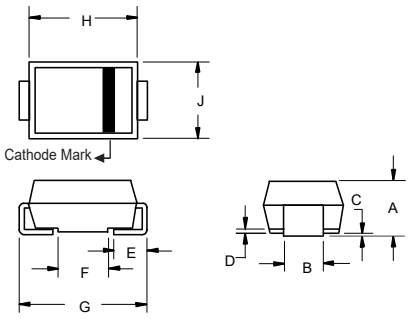

DIMENSIONS					
DIM	INCHES		MM		NOTE
	MIN	MAX	MIN	MAX	
A	0.075	0.096	1.90	2.44	
B	0.050	0.064	1.27	1.63	
C	0.002	0.008	0.051	0.203	
D	---	0.020	---	0.51	
E	0.030	0.060	0.76	1.52	
F	0.065	0.091	1.65	2.32	
G	0.189	0.220	4.80	5.59	
H	0.157	0.187	4.00	4.75	
J	0.090	0.115	2.25	2.92	

SUGGESTED SOLDER PAD LAYOUT

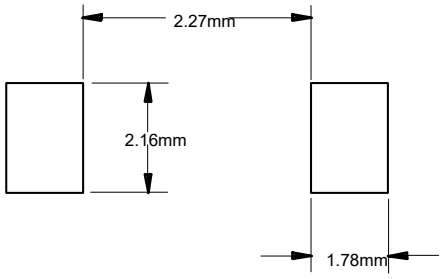

Curve Characteristics

Fig. 1 - Forward Current Derating Curve

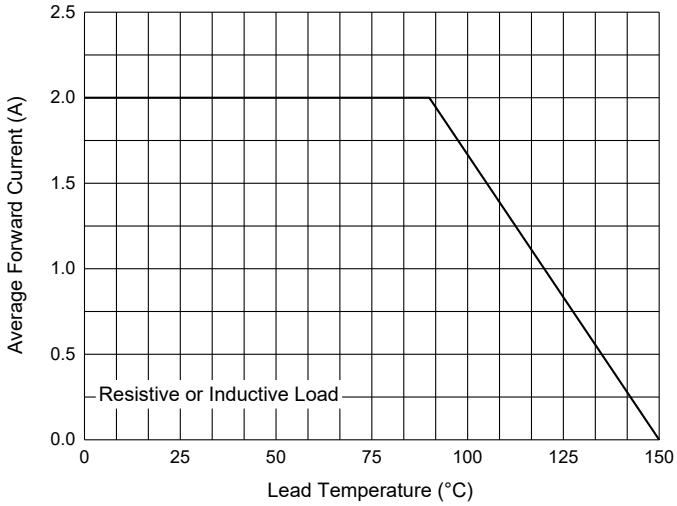

Fig. 2 - Maximum Non-Repetitive Peak Forward Surge Current

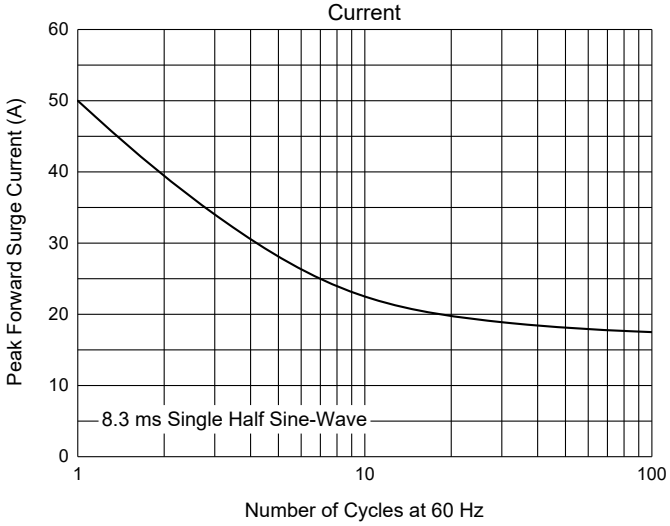

Fig. 3 - Typical Instantaneous Forward Characteristics

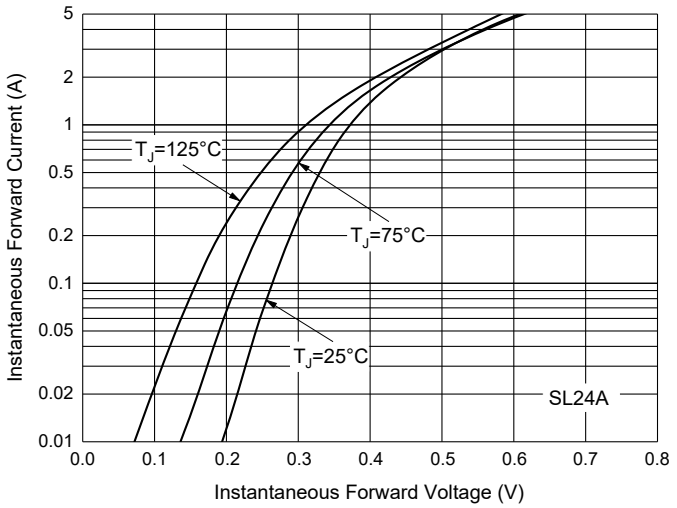

Fig. 4 - Typical Instantaneous Forward Characteristics

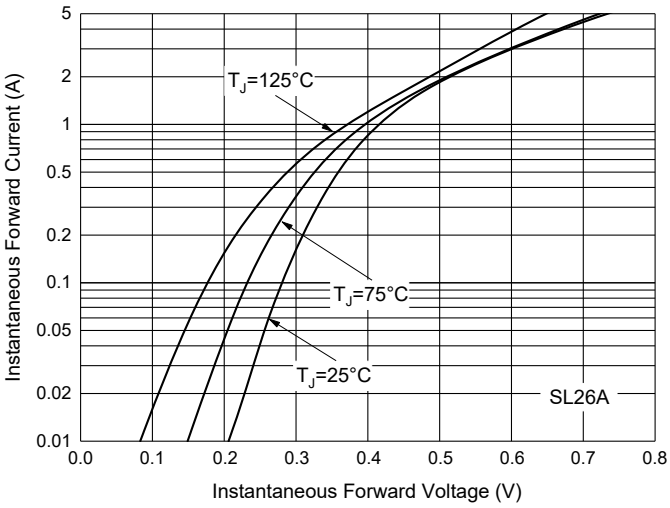

Fig. 5 - Typical Instantaneous Forward Characteristics

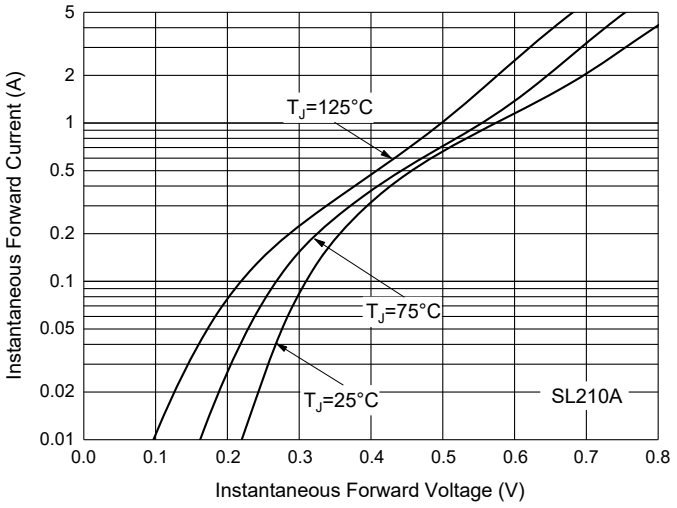

Fig. 6 - Typical Reverse Leakage Characteristics

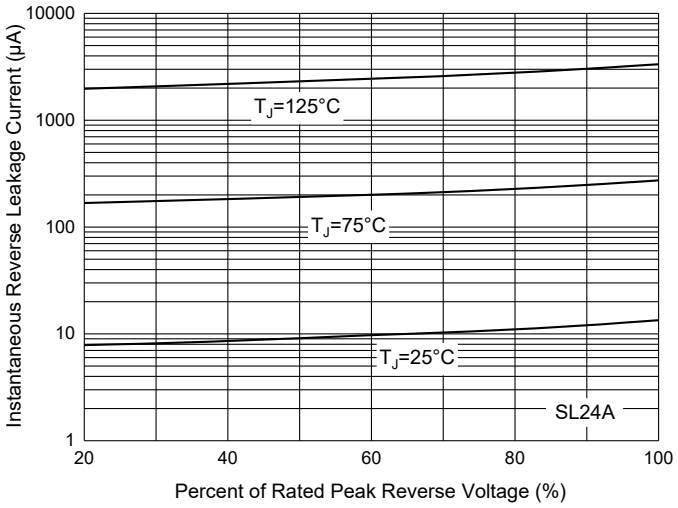

Curve Characteristics

Fig. 7 - Typical Reverse Leakage Characteristics

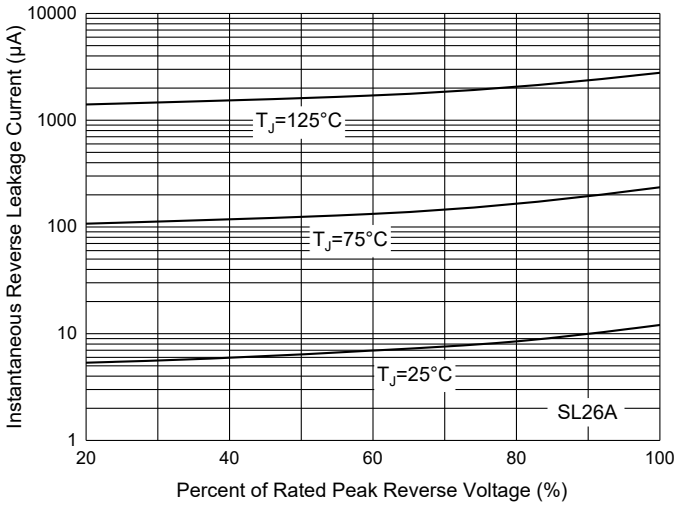

Fig. 8 - Typical Reverse Leakage Characteristics

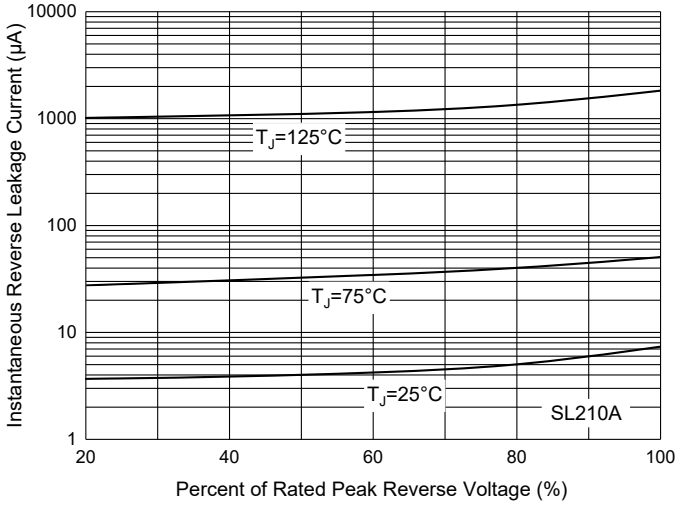

Ordering Information

Device	Packing
SL24A-TP~SL210A-TP	Tape&Reel: 5Kpcs/Reel

*****IMPORTANT NOTICE*****

Micro Commercial Components Corp. reserves the right to make changes without further notice to any product herein to make corrections, modifications , enhancements , improvements , or other changes . ***Micro Commercial Components Corp*** . does not assume any liability arising out of the application or use of any product described herein; neither does it convey any license under its patent rights ,nor the rights of others . The user of products in such applications shall assume all risks of such use and will agree to hold ***Micro Commercial Components Corp*** . and all the companies whose products are represented on our website, harmless against all damages. ***Micro Commercial Components Corp***. products are sold subject to the general terms and conditions of commercial sale, as published at **https://www.mccsemi.com/Home/TermsAndConditions.**

*****LIFE SUPPORT*****

MCC's products are not authorized for use as critical components in life support devices or systems without the express written approval of Micro Commercial Components Corporation.

*****CUSTOMER AWARENESS*****

Counterfeiting of semiconductor parts is a growing problem in the industry. Micro Commercial Components (MCC) is taking strong measures to protect ourselves and our customers from the proliferation of counterfeit parts. MCC strongly encourages customers to purchase MCC parts either directly from MCC or from Authorized MCC Distributors who are listed by country on our web page cited below. Products customers buy either from MCC directly or from Authorized MCC Distributors are genuine parts, have full traceability, meet MCC's quality standards for handling and storage. **MCC will not provide any warranty coverage or other assistance for parts bought from Unauthorized Sources**. MCC is committed to combat this global problem and encourage our customers to do their part in stopping this practice by buying direct or from authorized distributors.

Mouser Electronics

Authorized Distributor

Click to View Pricing, Inventory, Delivery & Lifecycle Information:

Micro Commercial Components (MCC):

SL210A-TP SL24A-TP