TÜV SÜD Asia Ltd. Taiwan Branch
No. 31,Dinghu Rd.,Guishan Dist.,
Taoyuan City 333008,Taiwan(R.O.C.)

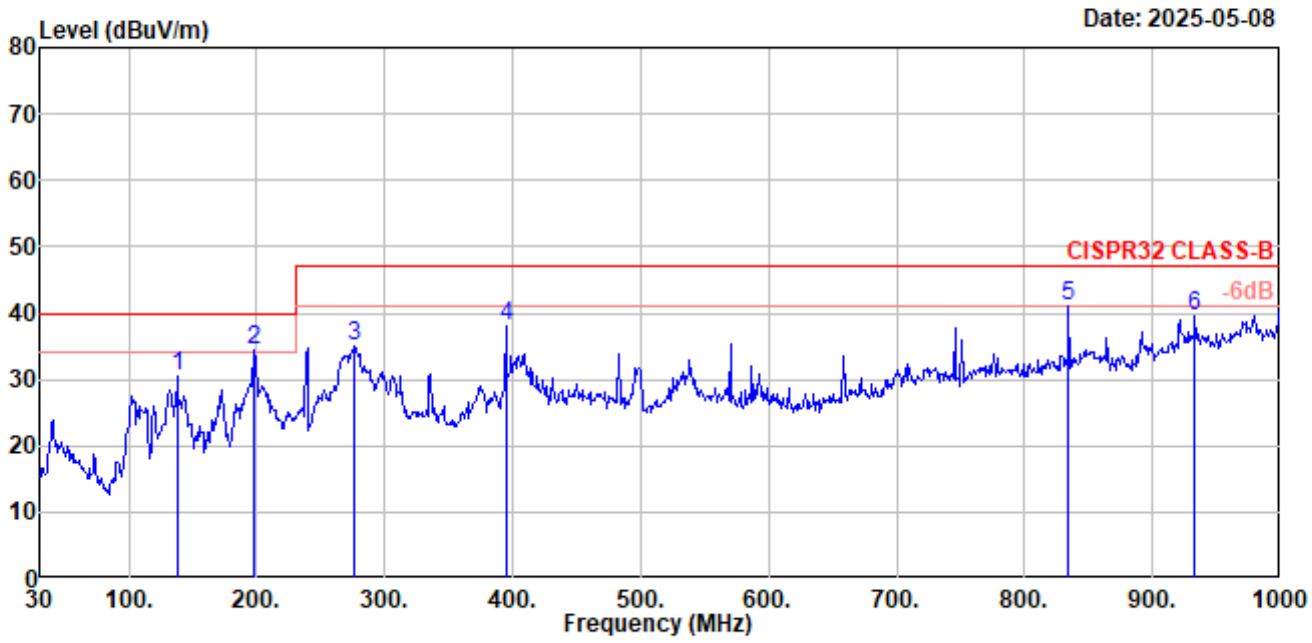

Site : CHAMBER A
Condition : CISPR32 CLASS-B Horizontal
Engineer : Bob Fang
Ambient : 17.8C 65%
:
Applicant : DIVA
Product Name: Monitor
Model No : OLED 27
Power : 230V 50Hz
Test Mode : 1920*1080/60Hz ,DP
Note : FULL SYSTEM ,color bar
: USB3.0*2 W/R

	Freq	Read Level	Level	Factor	Limit Line	Over Limit	APos	TPos	Remark
	MHz	dBuV	dBuV/m	dB/m	dBuV/m	dB	cm	deg	
1	137.670	55.45	30.37	-25.08	40.00	-9.63	200	79	Peak
2	197.810	61.35	34.38	-26.97	40.00	-5.62	100	292	Peak
3	276.380	58.98	35.03	-23.95	47.00	-11.97	100	276	Peak
4	394.720	58.77	38.18	-20.59	47.00	-8.82	100	311	Peak
5	834.130	53.40	41.03	-12.37	47.00	-5.97	100	167	Peak
6	933.070	50.64	39.46	-11.18	47.00	-7.54	200	127	Peak

TÜV SÜD Asia Ltd. Taiwan Branch
No. 31,Dinghu Rd.,Guishan Dist.,
Taoyuan City 333008,Taiwan(R.O.C.)

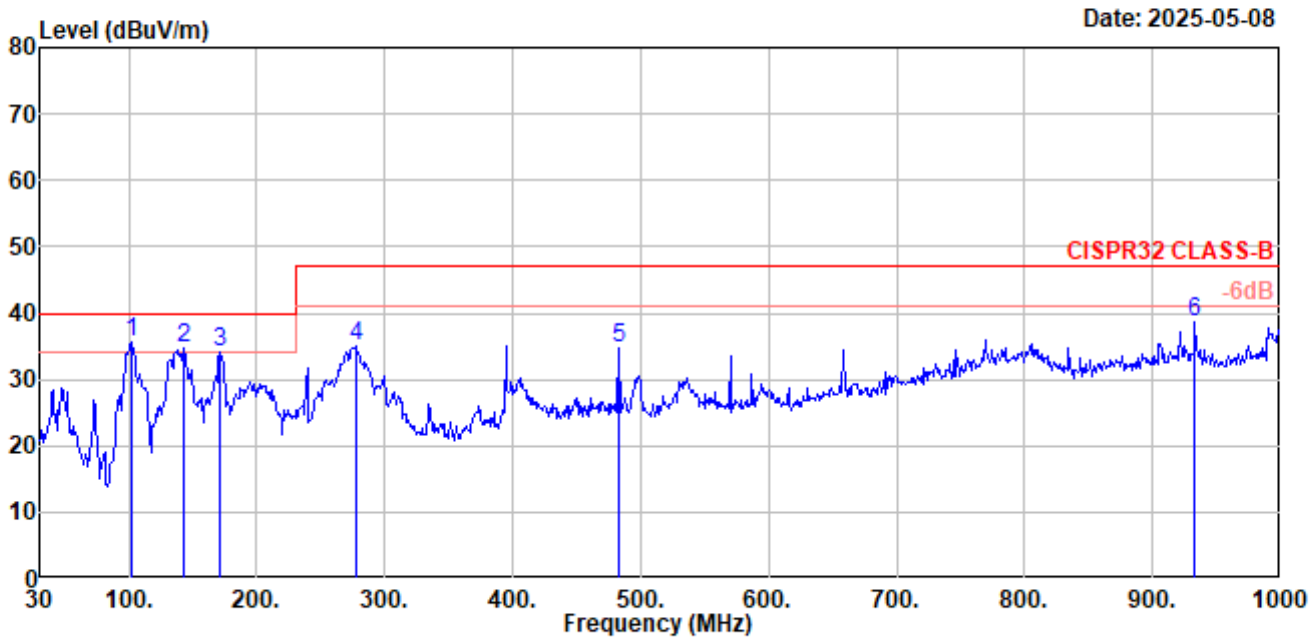

Site : CHAMBER A
Condition : CISPR32 CLASS-B Vertical
Engineer : Bob Fang
Ambient : 17.8C 65%
:
Applicant : DIVA
Product Name: Monitor
Model No : OLED 27
Power : 230V 50Hz
Test Mode : 1920*1080/60Hz ,DP
Note : FULL SYSTEM ,color bar
: USB3.0*2 W/R

	Freq	Read Level	Level	Factor	Limit Line	Over Limit	APos	TPos	Remark
	MHz	dBuV	dBuV/m	dB/m	dBuV/m	dB	cm	deg	
1	101.780	64.17	35.58	-28.59	40.00	-4.42	100	348	Peak
2	143.490	59.14	34.58	-24.56	40.00	-5.42	100	350	Peak
3	171.620	58.70	34.04	-24.66	40.00	-5.96	100	147	Peak
4	277.350	58.96	35.04	-23.92	47.00	-11.96	100	83	Peak
5	482.990	53.28	34.74	-18.54	47.00	-12.26	100	343	Peak
6	933.070	49.93	38.75	-11.18	47.00	-8.25	100	177	Peak

TÜV SÜD Asia Ltd. Taiwan Branch
No. 31,Dinghu Rd.,Guishan Dist.,
Taoyuan City 333008,Taiwan(R.O.C.)

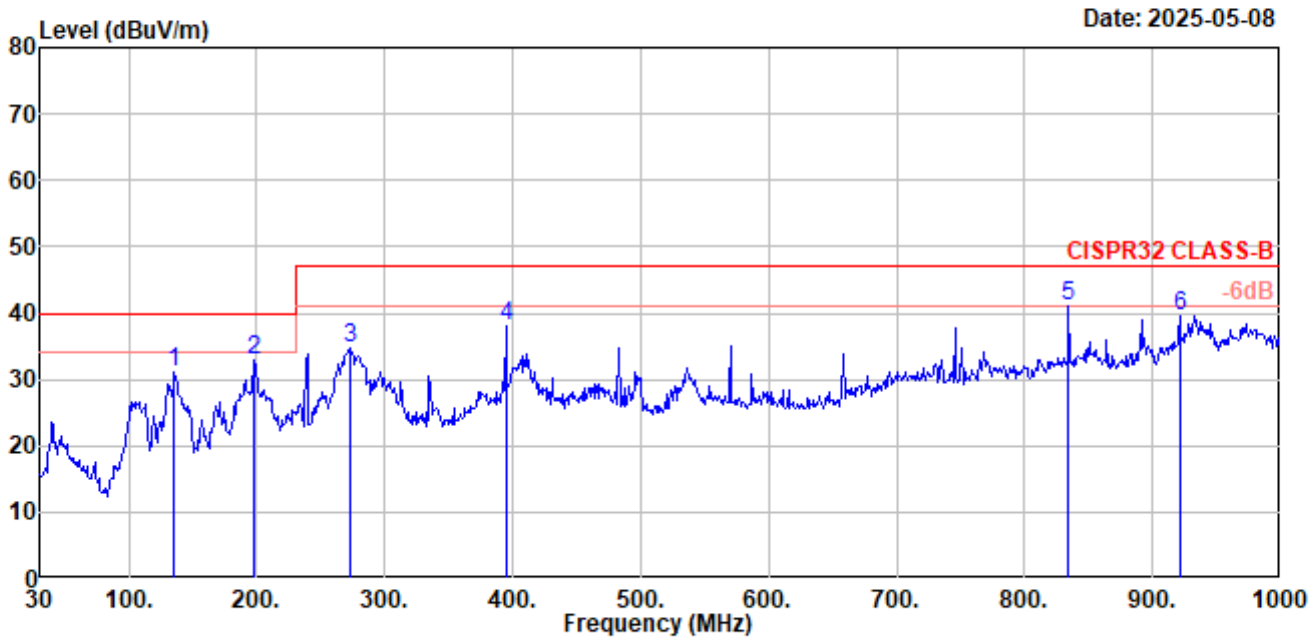

Site : CHAMBER A
Condition : CISPR32 CLASS-B Horizontal
Engineer : Bob Fang
Ambient : 17.8C 65%
:
Applicant : DIVA
Product Name: Monitor
Model No : OLED 27
Power : 230V 50Hz
Test Mode : 1920*1080/60Hz ,DP
Note : FULL SYSTEM ,H
: USB3.0*2 W/R

	Freq	Read Level	Level	Factor	Limit Line	Over Limit	APos	TPos	Remark
	MHz	dBuV	dBuV/m	dB/m	dBuV/m	dB	cm	deg	
1	135.730	56.25	30.99	-25.26	40.00	-9.01	200	107	Peak
2	197.810	59.89	32.92	-26.97	40.00	-7.08	100	311	Peak
3	273.470	58.93	34.87	-24.06	47.00	-12.13	100	283	Peak
4	394.720	58.61	38.02	-20.59	47.00	-8.98	100	136	Peak
5	834.130	53.44	41.07	-12.37	47.00	-5.93	100	166	Peak
6	921.430	51.05	39.65	-11.40	47.00	-7.35	100	150	Peak

TÜV SÜD Asia Ltd. Taiwan Branch
No. 31,Dinghu Rd.,Guishan Dist.,
Taoyuan City 333008,Taiwan(R.O.C.)

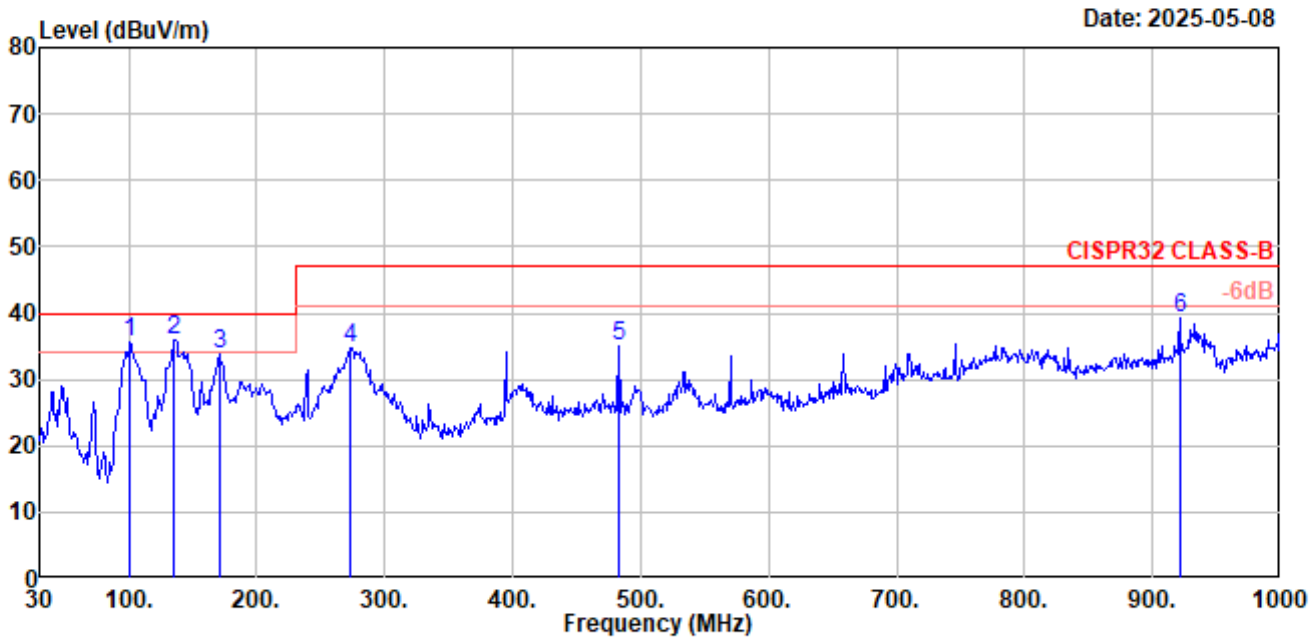

Site : CHAMBER A
Condition : CISPR32 CLASS-B Vertical
Engineer : Bob Fang
Ambient : 17.8C 65%
:
Applicant : DIVA
Product Name: Monitor
Model No : OLED 27
Power : 230V 50Hz
Test Mode : 1920*1080/60Hz ,DP
Note : FULL SYSTEM ,H
: USB3.0*2 W/R

	Freq	Read Level	Level	Factor	Limit Line	Over Limit	APos	TPos	Remark
	MHz	dBuV	dBuV/m	dB/m	dBuV/m	dB	cm	deg	
1	100.810	64.33	35.58	-28.75	40.00	-4.42	100	195	Peak
2	135.730	61.31	36.05	-25.26	40.00	-3.95	100	2	Peak
3	170.650	58.38	33.81	-24.57	40.00	-6.19	100	137	Peak
4	272.500	58.89	34.79	-24.10	47.00	-12.21	100	89	Peak
5	482.990	53.65	35.11	-18.54	47.00	-11.89	100	342	Peak
6	921.430	50.79	39.39	-11.40	47.00	-7.61	100	192	Peak

TÜV SÜD Asia Ltd. Taiwan Branch
No. 31,Dinghu Rd.,Guishan Dist.,
Taoyuan City 333008,Taiwan(R.O.C.)

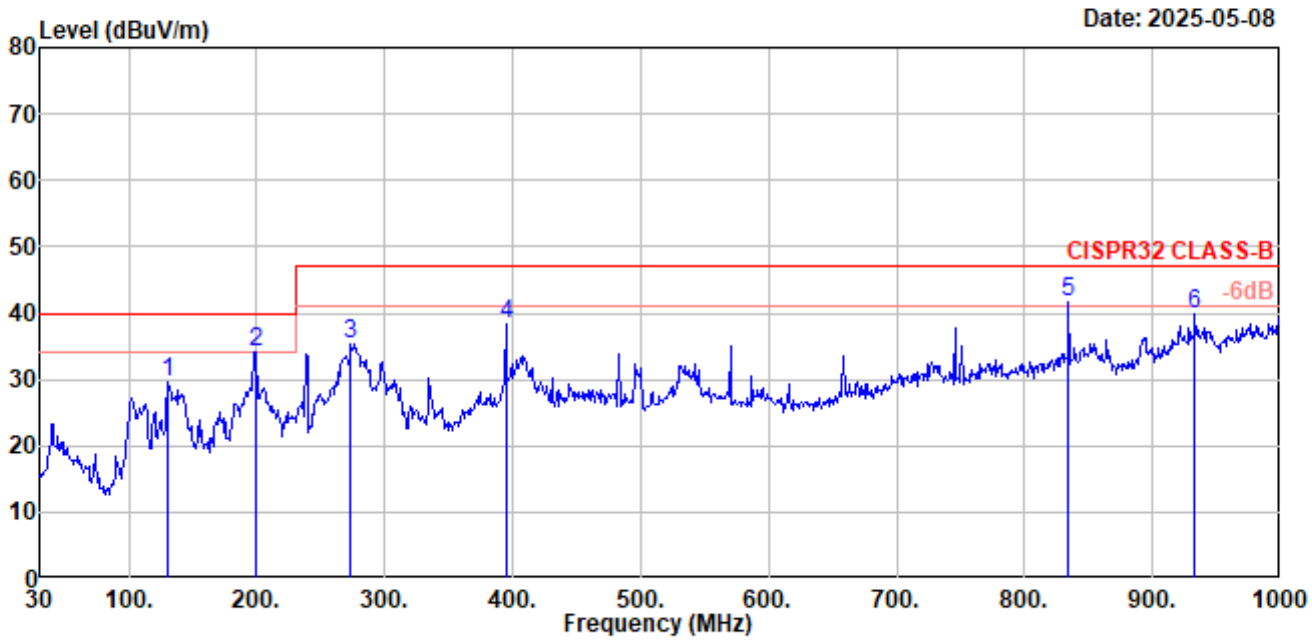

Site : CHAMBER A
Condition : CISPR32 CLASS-B Horizontal
Engineer : Bob Fang
Ambient : 17.8C 65%
:
Applicant : DIVA
Product Name: Monitor
Model No : OLED 27
Power : 230V 50Hz
Test Mode : 2560*1440/60Hz ,DP
Note : FULL SYSTEM ,color bar
: USB3.0*2 W/R

	Freq	Read Level	Level	Factor	Limit Line	Over Limit	APos	TPos	Remark
	MHz	dBuV	dBuV/m	dB/m	dBuV/m	dB	cm	deg	
1	130.880	55.47	29.73	-25.74	40.00	-10.27	200	85	Peak
2	199.750	61.31	34.25	-27.06	40.00	-5.75	100	292	Peak
3	273.470	59.33	35.27	-24.06	47.00	-11.73	100	273	Peak
4	394.720	58.80	38.21	-20.59	47.00	-8.79	100	132	Peak
5	834.130	54.16	41.79	-12.37	47.00	-5.21	100	136	Peak
6	933.070	51.09	39.91	-11.18	47.00	-7.09	200	122	Peak

TÜV SÜD Asia Ltd. Taiwan Branch
No. 31,Dinghu Rd.,Guishan Dist.,
Taoyuan City 333008,Taiwan(R.O.C.)

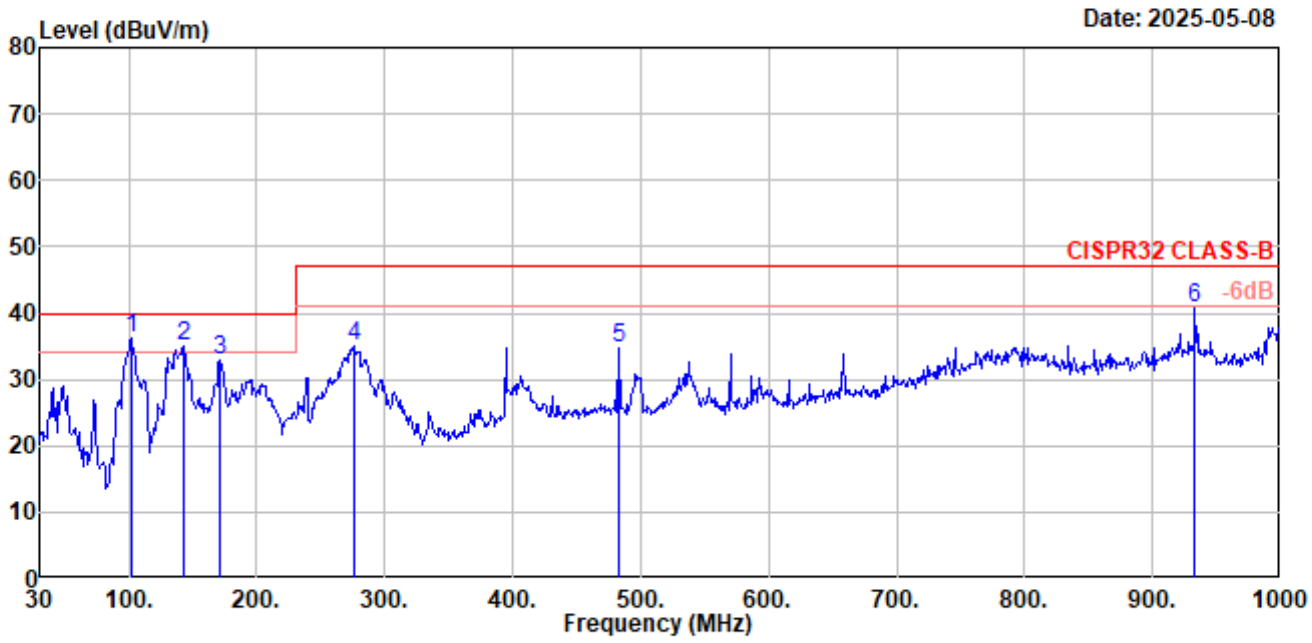

Site : CHAMBER A
Condition : CISPR32 CLASS-B Vertical
Engineer : Bob Fang
Ambient : 17.8C 65%
:
Applicant : DIVA
Product Name: Monitor
Model No : OLED 27
Power : 230V 50Hz
Test Mode : 2560*1440/60Hz ,DP
Note : FULL SYSTEM ,color bar
: USB3.0*2 W/R

	Freq	Read Level	Level	Factor	Limit Line	Over Limit	APos	TPos	Remark
	MHz	dBuV	dBuV/m	dB/m	dBuV/m	dB	cm	deg	
1	101.780	64.72	36.13	-28.59	40.00	-3.87	100	212	Peak
2	142.520	59.60	34.96	-24.64	40.00	-5.04	100	360	Peak
3	171.620	57.69	33.03	-24.66	40.00	-6.97	100	134	Peak
4	275.410	58.93	34.96	-23.97	47.00	-12.04	100	81	Peak
5	482.990	53.26	34.72	-18.54	47.00	-12.28	100	334	Peak
6	933.070	52.01	40.83	-11.18	47.00	-6.17	100	180	Peak

TÜV SÜD Asia Ltd. Taiwan Branch
No. 31,Dinghu Rd.,Guishan Dist.,
Taoyuan City 333008,Taiwan(R.O.C.)

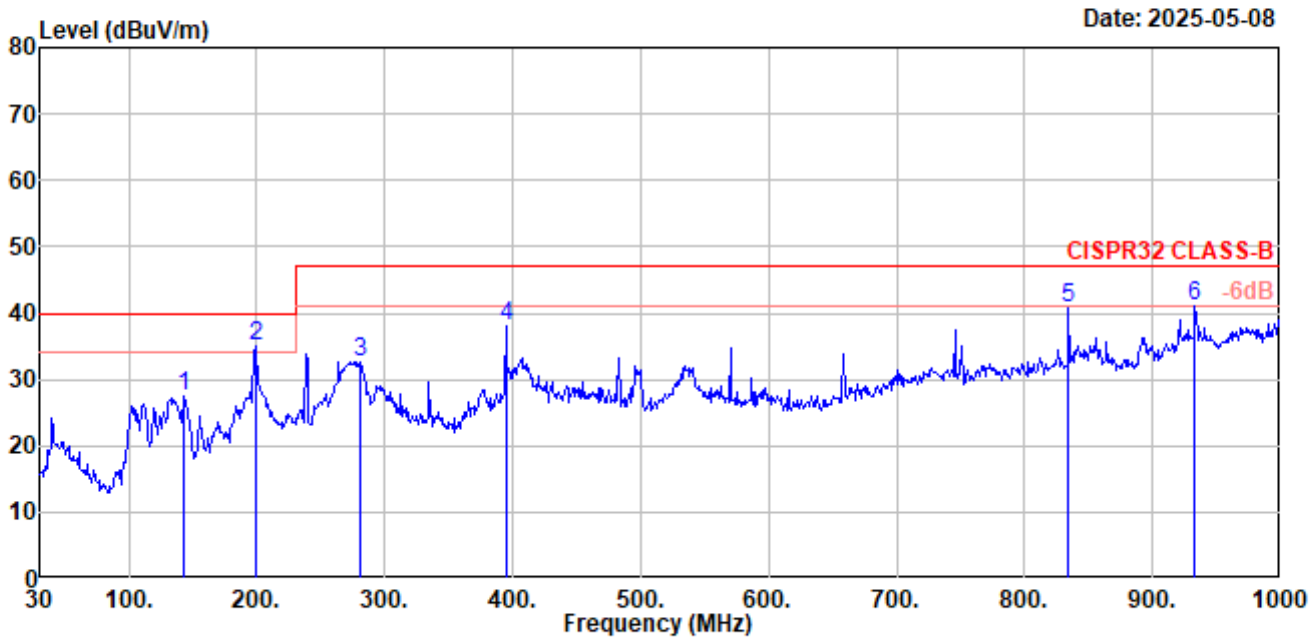

Site : CHAMBER A
Condition : CISPR32 CLASS-B Horizontal
Engineer : Bob Fang
Ambient : 17.8C 65%
:
Applicant : DIVA
Product Name: Monitor
Model No : OLED 27
Power : 110V 60Hz
Test Mode : 1920*1080/60Hz ,DP
Note : FULL SYSTEM ,color bar
: USB3.0*2 W/R

	Freq	Read Level	Level	Factor	Limit Line	Over Limit	APos	TPos	Remark
	MHz	dBuV	dBuV/m	dB/m	dBuV/m	dB	cm	deg	
1	143.490	52.06	27.50	-24.56	40.00	-12.50	200	41	Peak
2	199.750	62.03	34.97	-27.06	40.00	-5.03	100	302	Peak
3	280.260	56.57	32.74	-23.83	47.00	-14.26	100	282	Peak
4	394.720	58.56	37.97	-20.59	47.00	-9.03	100	125	Peak
5	834.130	53.13	40.76	-12.37	47.00	-6.24	100	165	Peak
6	933.070	52.15	40.97	-11.18	47.00	-6.03	200	235	Peak

TÜV SÜD Asia Ltd. Taiwan Branch
No. 31,Dinghu Rd.,Guishan Dist.,
Taoyuan City 333008,Taiwan(R.O.C.)

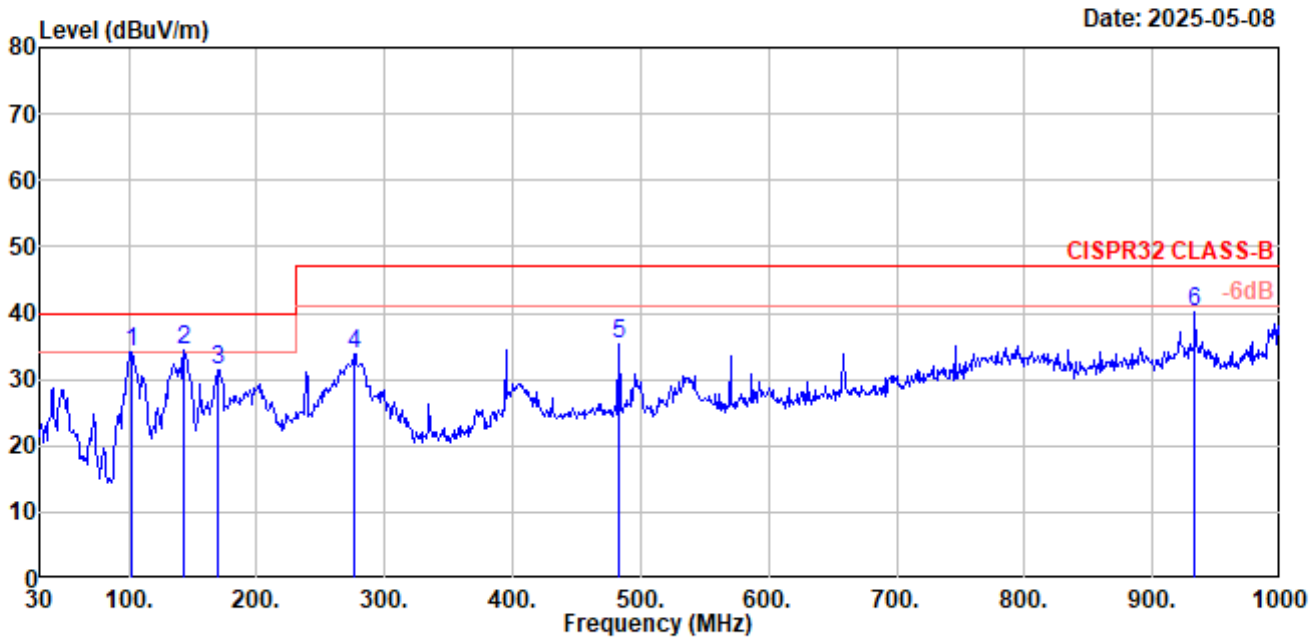

Site : CHAMBER A
Condition : CISPR32 CLASS-B Vertical
Engineer : Bob Fang
Ambient : 17.8C 65%
:
Applicant : DIVA
Product Name: Monitor
Model No : OLED 27
Power : 110V 60Hz
Test Mode : 1920*1080/60Hz ,DP
Note : FULL SYSTEM ,color bar
: USB3.0*2 W/R

	Freq	Read Level	Level	Factor	Limit Line	Over Limit	APos	TPos	Remark
	MHz	dBuV	dBuV/m	dB/m	dBuV/m	dB	cm	deg	
1	101.780	62.82	34.23	-28.59	40.00	-5.77	100	200	Peak
2	143.490	58.86	34.30	-24.56	40.00	-5.70	100	360	Peak
3	169.680	56.01	31.52	-24.49	40.00	-8.48	100	145	Peak
4	276.380	57.67	33.72	-23.95	47.00	-13.28	100	86	Peak
5	482.990	53.74	35.20	-18.54	47.00	-11.80	100	331	Peak
6	933.070	51.22	40.04	-11.18	47.00	-6.96	100	180	Peak