KARA
KARA COMPONENT TECHNOLOGY CO.,LTD

承　認　書

SPECIFICATION FOR APPROVAL

客戶名稱(CUSTOMER): 鈺緯科技開發股份有限公司

品名(DESCRIPTION): SPF One Piece Cage, EMI Shielding, 3.05mm Press-Fit Tails

客戶料號(PART NO): 3FF00100100 (F0323)

料　　號(PART NO): 747370009 (Molex)

送樣日期(DATE):

承認號碼(APPROVED NO):

Kara Component Technology co., Ltd.		Customer Approval	
Prepare	Approval	Check	Approval
Joseph			

鉅廣科技有限公司
Kara Component Technology co., Ltd.
23511新北市中和區建八路2號8F-3
8F.-3, No.2, Jian 8th Rd., Zhonghe Dist., New Taipei City 23511
TEL:886-2-8226-9596

Part Number : 747370009
Product Description : SFP One Piece Cage, EMI Shielding, 3.05mm Press-Fit Tails
Series Number : 74737
Status : Active
Product Category : High-Speed EMI Cages
Engineering Number : 73927-0009



Documents & Resources

Drawings

747370009_sd.pdf

3D Models and Design Files

747370009_stp.zip

Specifications

AS-74737-001-001.pdf

PS-74737-0010-001.pdf

PS-74737-8001-001.pdf

Product Environment Compliance

Compliance

GADSL/IMDS	Not Relevant
China RoHS	per SJ/T 11365-2006
EU ELV	Compliant per 2000/53/EC
Low-Halogen Status	Low-Halogen per IEC 61249-2-21
REACH SVHC	Not Contained per D(2024)7663-DC (21 Jan 2025)
EU RoHS	Compliant per EU 2015/863

Compliance Statements

- EU RoHS
- REACH SVHC
- Low-Halogen

Industry Documents

- IPC 1752A Class C
- IPC 1752A Class D
- Molex Product Compliance Declaration
- IEC-62474
- chemSHERPA (xml)

Substances of Interest

- PFAS

EU RoHS Certificate of Compliance

Additional Product Compliance Information

Part Details

General

Status	Active
Category	High-Speed EMI Cages
Series	74737
Description	SFP One Piece Cage, EMI Shielding, 3.05mm Press-Fit Tails
Application	Module-to-Board
Component Type	Cage Assembly
Product Name	SFP
UPC	822350185813

Electrical

Data Rate	10.0 Gbps

Physical

EMI Panel / Bezel Mount	Spring Fingers
Light Pipes per Port	0
Material - Metal	Copper Alloy
Net Weight	4.309/g
Orientation	Horizontal
Packaging Type	Tray
Port Configuration	1x1
Rear Legs	3
Termination Interface Style	Through Hole - Compliant Pin

Thermal Height	N/A
Thermal Solutions	Closed Top

Solder Process Data

Lead-Free Process Capability	SMC&WAVE
Max-Temp	265

Mates With / Use With

Mates with Part(s)

Description	Part Number
Small Form-factor Pluggable (SFP) Cable Assemblies	73929
Small Form-Factor Pluggable (SFP) Plugs and Loopback Adapters	74720
Small Form-factor Pluggable (SFP) Cable Assemblies	74742

Use with Part(s)

Description	Part Number
High-Speed Pluggable Connectors	74441

Application Tooling

RoHS Certificate of Compliance

06/09/2025

Molex is committed to managing the use of chemical substances in accordance with governmental regulations, industry standards, and customer-specific requirements in order to protect the environment. For each part listed, this document provides:

• **EU RoHS Compliance Status.** EU RoHS status is declared per Directive 2011/65/EU and its subsequent amendments, including the Directive EU 2015/863 which additionally prohibited four phthalates. Homogeneous materials of parts that are compliant to this legislation have less than 0.1% by weight each of lead, mercury, hexavalent chromium, PBB,PBDE, DBP, BBP, DIBP, DEHP, and 0.01% by weight of cadmium. In situations where an exemption applies, the preceding limits, corresponding to the exempted substance(s), may be higher.

Molex's sole liability for incorrectly certifying a product shall be either replacement of the Molex product or, alternatively and in the sole discretion of Molex, return of the purchase price paid for the relevant Molex product.
For additional information regarding Molex's environmental initiatives and further explanation of this information, please visit www.molex.com

Haim Eliyahu
Director, Global Product Stewardship

Table A

Molex Part Number	Part Description	RoHS Compliance Status
747370009	SFP One Piece Cage, EMI Shielding, 3.05mm Press-Fit Tails	Compliant

Product Compliance Statement

06/09/2025

Molex is committed to managing the use of chemical substances in accordance with governmental regulations, industry standards, and customer-specific requirements in order to protect the environment. For each part listed, this document provides:

- **EU REACH SVHC Content.** Substances of Very High Concerns (SVHCs) are declared if above 0.1% of the article per Regulation (EC) No. 1907/2006 and its subsequent amendments.The Candidate List of SVHCs is continually updated at https://echa.europa.eu/candidate-list-table

Molex's sole liability for incorrectly certifying a product shall be either replacement of the Molex product or, alternatively and in the sole discretion of Molex, return of the purchase price paid for the relevant Molex product.

For additional information regarding Molex's environmental initiatives and further explanation of this information, please visit www.molex.com

Haim Eliyahu
Director, Global Product Stewardship

Table A

Molex P/N	Part Description	REACH SVHC
747370009	SFP One Piece Cage, EMI Shielding, 3.05mm Press-Fit Tails	Not Contained per D(2024)7663-DC (21 Jan 2025)

3D MODEL: 747370009 PSM ASY

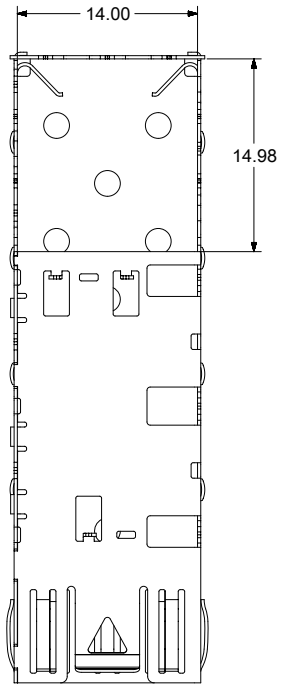

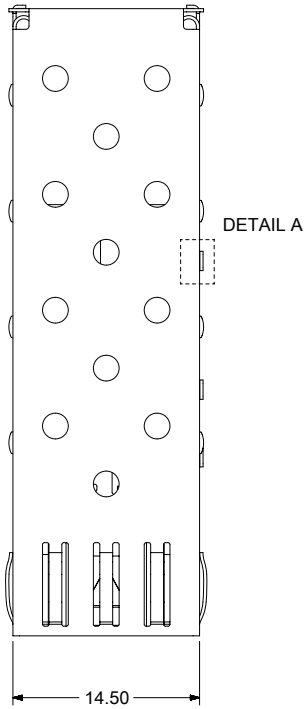

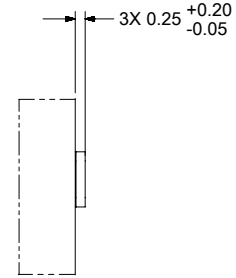

DETAIL A
SCALE 10:1

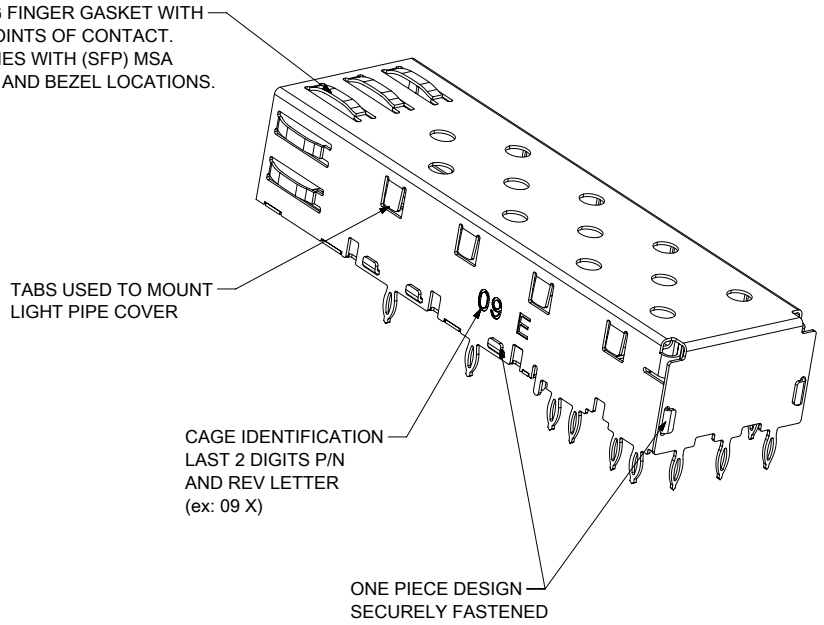

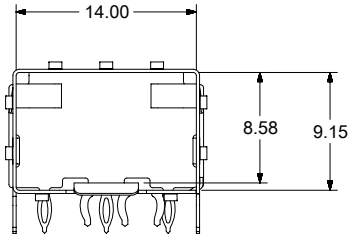

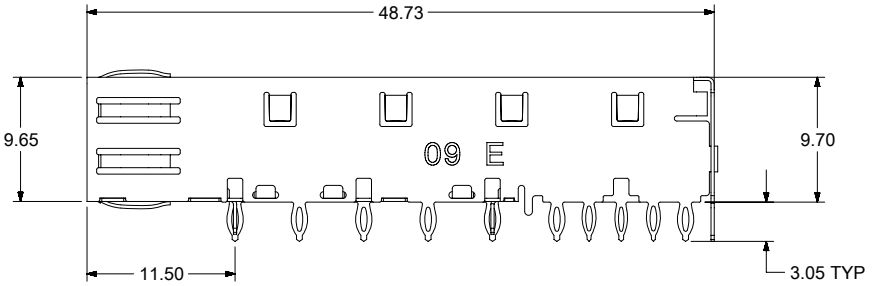

NOTES:

1. PRESS FIT LEGS, 0.120 INCHES LONG 1.57 MINIMUM PCB THICKNESS.
2. THIS CAGE IS FOR SINGLE SIDED USE ONLY.
3. CAN BE USED WITH THE FOLLOWING LIGHT PIPE PART NUMBERS:
   747260001 - LIGHT PIPE FROM BACK TO TOP REFER TO DOCUMENT SD-747260001
   747260002 - LIGHT PIPE FROM SIDE TO TOP REFER TO DOCUMENT SD-747260002
4. MATERIAL: COPPER ALLOY
   PLATING: PRE-PLATED WITH NICKEL
5. NO RoHS EXEMPTONS

設計驗證
工程課
2025 -06- 24
發行

THIS DRAWING CONTAINS INFORMATION THAT IS PROPRIETARY TO MOLEX ELECTRONIC TECHNOLOGIES, LLC AND SHOULD NOT BE USED WITHOUT WRITTEN PERMISSION

SEE REVISION TABLE
EC NO: 116814
DRWN: PGSHETTY
CHK'D: DSUN15
APPR: RCHEN08
2017/04/06
2017/05/11
2017/05/15

GENERAL TOLERANCES (UNLESS SPECIFIED)
ANGULAR TOL ± 1.0 °
4 PLACES ±
3 PLACES ±
2 PLACES ± 0.13
1 PLACE ± 0.25
0 PLACES ±
DRAFT WHERE APPLICABLE MUST REMAIN WITHIN DIMENSIONS

REV D

DIMENSION UNITS: MM
SCALE: 3.5:1
DRWN BY: PGSHETTY DATE: 2017/04/06
CHK'D BY: DSUN15 DATE: 2017/05/11
APPR BY: RCHEN08 DATE: 2017/05/15
DRAWING SIZE: C
THIRD ANGLE PROJECTION

molex

SFP ONE PIECE CAGE
PRESS-FIT (0.120 LEGS)

PRODUCT CUSTOMER DRAWING

SERIES: 74737
MATERIAL NUMBER: 747370009
CUSTOMER:
DOCUMENT NUMBER: 747370009
DOC TYPE: PSD
DOC PART: ASY
SHEET NUMBER: 1 OF 4

RELEASE STATUS | P1 | RELEASE DATE | 15.05.2017 06:09:50

PCB LAYOUT FOR SINGLE SIDE MOUNT

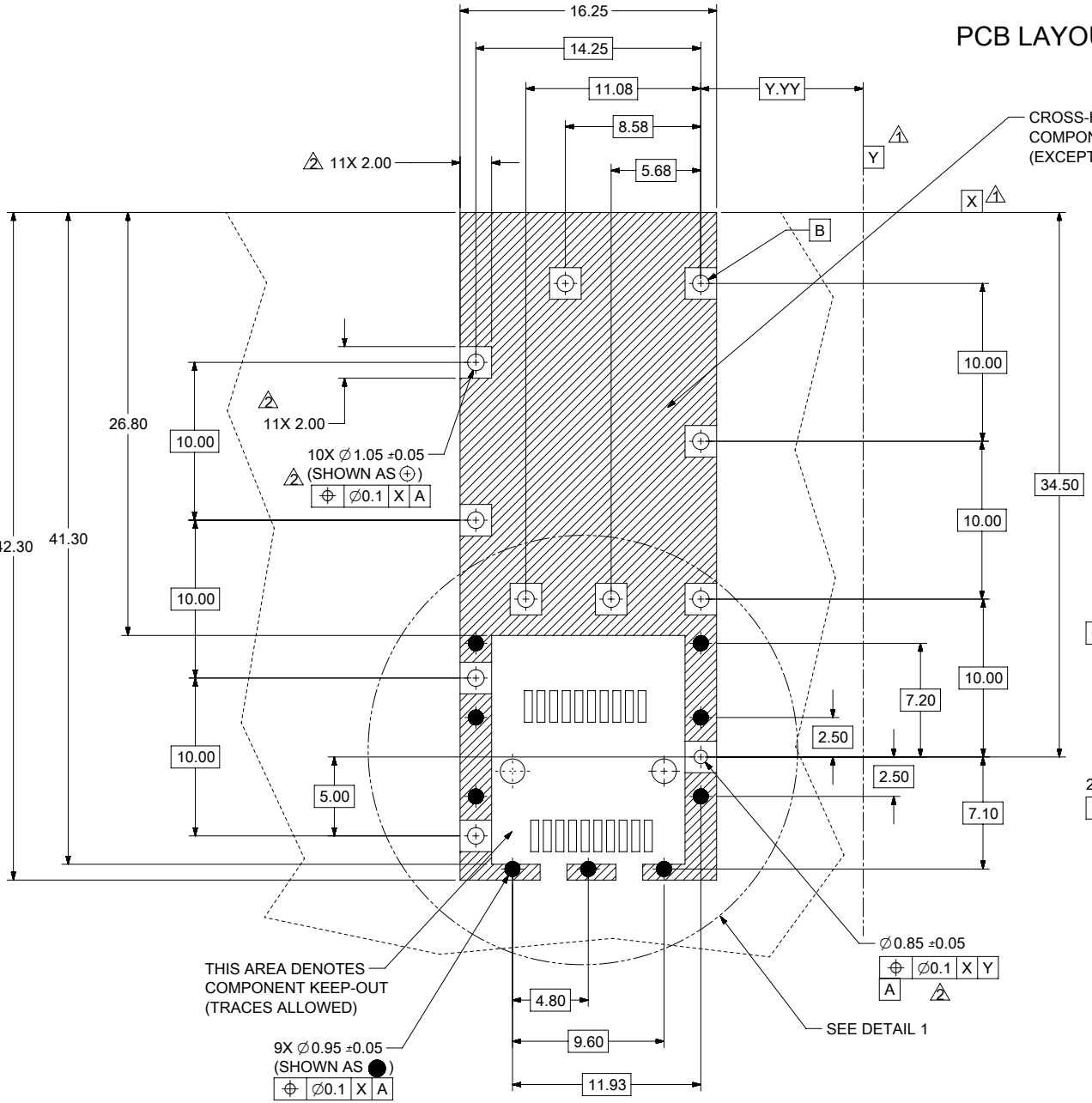

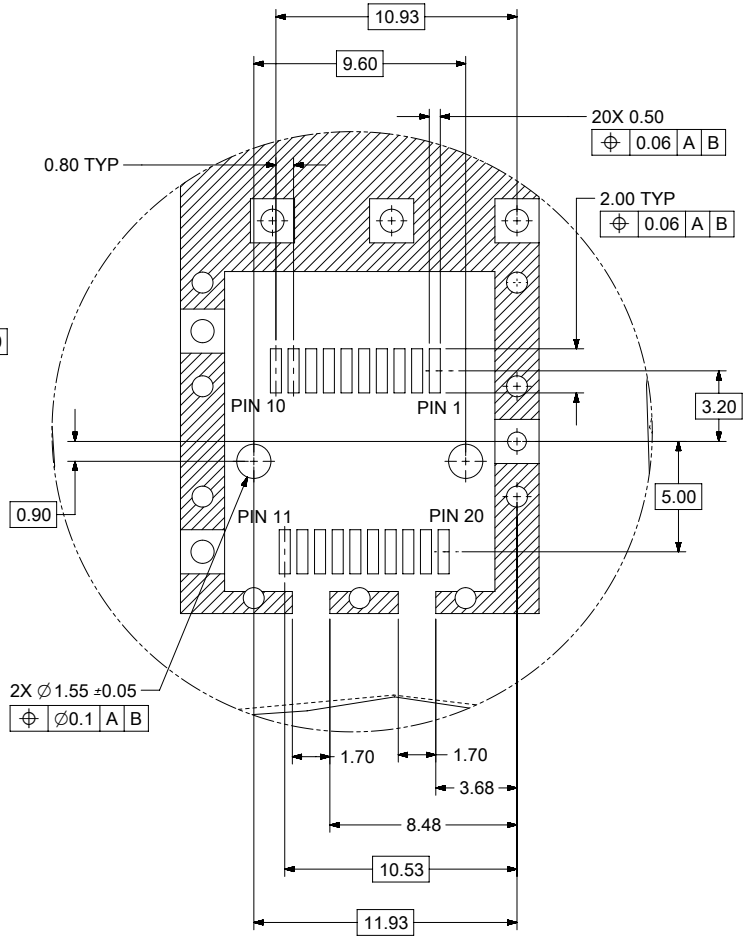

DETAIL 1
SCALE 6:1

HOST CONNECTOR DETAIL

1. DATUM AND BASIC DIMENSIONS ESTABLISHED BY CUSTOMER.
2. PADS AND VIAS ARE CHASSIS GROUND.
3. HOLE LAYOUT SHOWN IS FOR SINGLE SIDED MOUNTING ONLY.
4. CONNECTOR PAD LAYOUT PER SFP MSA, WILL ACCOMODATE MOLEX CONNECTOR SERIES 74441 OR EQUIVALENT.

設計驗證
工程課
2025 -06- 24
發行

THIS DRAWING CONTAINS INFORMATION THAT IS PROPRIETARY TO MOLEX ELECTRONIC TECHNOLOGIES, LLC AND SHOULD NOT BE USED WITHOUT WRITTEN PERMISSION

SEE REVISION TABLE	
EC NO:	116814
DRWN:	PGSHETTY
CHK'D:	DSUN15
APPR:	RCHEN08
2017/04/06	
2017/05/11	
2017/05/15	

GENERAL TOLERANCES (UNLESS SPECIFIED)

ANGULAR TOL ± 1.0 °	
4 PLACES	±
3 PLACES	±
2 PLACES	± 0.13
1 PLACE	± 0.25
0 PLACES	±

DRAFT WHERE APPLICABLE MUST REMAIN WITHIN DIMENSIONS

DIMENSION UNITS	MM
SCALE	5:1
DRWN BY	PGSHETTY
DATE	2017/04/06
CHK'D BY	DSUN15
DATE	2017/05/11
APPR BY	RCHEN08
DATE	2017/05/15
DRAWING SIZE	C
THIRD ANGLE PROJECTION	

molex

SFP ONE PIECE CAGE
PRESS-FIT (0.120 LEGS)

PRODUCT CUSTOMER DRAWING

SERIES	MATERIAL NUMBER	CUSTOMER
74737	747370009	

DOCUMENT NUMBER	DOC TYPE	DOC PART	SHEET NUMBER
747370009	PSD	ASY	2 OF 4

D REV

RELEASE STATUS	P1	RELEASE DATE	15.05.2017	06:09:50

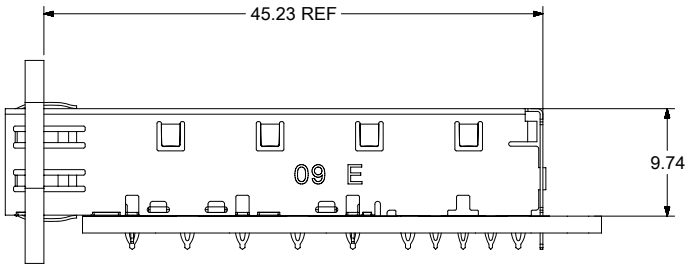

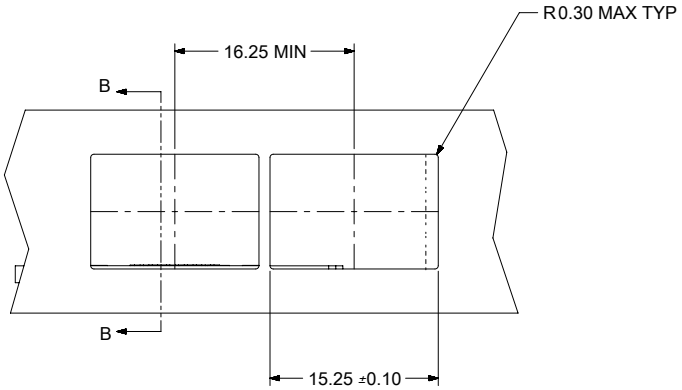

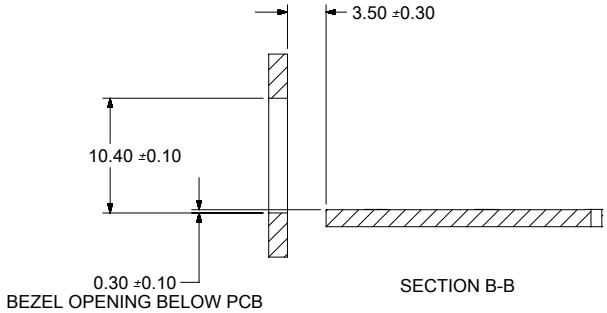

設計驗證
工程課
2025 -06- 24
發行

THIS DRAWING CONTAINS INFORMATION THAT IS PROPRIETARY TO MOLEX ELECTRONIC TECHNOLOGIES, LLC AND SHOULD NOT BE USED WITHOUT WRITTEN PERMISSION

SEE REVISION TABLE
EC NO: 116814 2017/04/06
DRWN: PGSHETTY 2017/05/11
CHK'D: DSUN15 2017/05/15
APPR: RCHEN08

GENERAL TOLERANCES (UNLESS SPECIFIED)

ANGULAR TOL ± 1.0 °	
4 PLACES	±
3 PLACES	±
2 PLACES	± 0.13
1 PLACE	± 0.25
0 PLACES	±

DRAFT WHERE APPLICABLE MUST REMAIN WITHIN DIMENSIONS

DIMENSION UNITS	MM
SCALE	3:1
DRWN BY	PGSHETTY
DATE	2017/04/06
CHK'D BY	DSUN15
DATE	2017/05/11
APPR BY	RCHEN08
DATE	2017/05/15
DRAWING SIZE	C
THIRD ANGLE PROJECTION	

molex

SFP ONE PIECE CAGE
PRESS-FIT (0.120 LEGS)

PRODUCT CUSTOMER DRAWING

SERIES	MATERIAL NUMBER	CUSTOMER
74737	747370009	

DOCUMENT NUMBER	DOC TYPE	DOC PART	SHEET NUMBER
747370009	PSD	ASY	3 OF 4

D REV

RELEASE STATUS	P1	RELEASE DATE	15.05.2017	06:09:50

REV	DATE	DESCRIPTION
A	2006/11/30	INITIAL RELEASE
B	2007/01/23	[1] CHANGED MODULE EJECT FEATURE TOL FROM +/- 1DEG TO +1/-5DEG; [2] CHANGED EJECT ARM ANGLE TOL FROM +/-1DEG TO 50DEG MIN; [3] CHANGED EMI SPRING FINGER OVERLAP FROM 0.21MM TO 0.01MM MIN; [4] ADDED DIM TO LEGS: OVERALL LENGTH, LENGTH FROM TIP TO SLOT, AND SLOT LENGTH.; [5] DELETED COMMENTS SECTION FROM REV CHART.; [6] ADDED "REF" TO DIM K2 ON SHEET 2.
C	2007/04/25	[1] ADDED REV SHEET; [2] UPDATED REV NOTES A-B; [3] UPDATD DRAWING TO REFLECT CHG'S MADE TO EM-74737-009-ASSY REV C; [4] ON SHT1 ROTATED BTM VIEW 180 DEGREES.
D	2017/04/05	REMASTERED FROM SD-74737-009 REV_C TO 747370009 PSD ASY REV_D IN NX SHEET 2 : F1 : ADDED TYP TO THE DIM 2.00 SHEET 3 : E7 : ADDED DIM R0.3 MAX TYP

THIS DRAWING CONTAINS INFORMATION THAT IS PROPRIETARY TO MOLEX ELECTRONIC TECHNOLOGIES, LLC AND SHOULD NOT BE USED WITHOUT WRITTEN PERMISSION

SEE REVISION TABLE
EC NO: 116814 2017/04/06
DRWN: PGSHETTY 2017/05/11
CHK'D: DSUN15 2017/05/15
APPR: RCHEN08

GENERAL TOLERANCES (UNLESS SPECIFIED)

ANGULAR TOL ± 1.0 °	
4 PLACES	±
3 PLACES	±
2 PLACES	± 0.13
1 PLACE	± 0.25
0 PLACES	±

DRAFT WHERE APPLICABLE MUST REMAIN WITHIN DIMENSIONS

REV: D

DIMENSION UNITS: MM
SCALE: 1:1
DRWN BY: PGSHETTY DATE: 2017/04/06
CHK'D BY: DSUN15 DATE: 2017/05/11
APPR BY: RCHEN08 DATE: 2017/05/15
DRAWING SIZE: C
THIRD ANGLE PROJECTION

molex

SFP ONE PIECE CAGE
PRESS-FIT (0.120 LEGS)

PRODUCT CUSTOMER DRAWING

SERIES	MATERIAL NUMBER	CUSTOMER
74737	747370009	

DOCUMENT NUMBER	DOC TYPE	DOC PART	SHEET NUMBER
747370009	PSD	ASY	4 OF 4

RELEASE STATUS | P1 | RELEASE DATE | 15.05.2017 06:09:50

FORMAT: inserted by prod C
REVISION: N
DATE: 2016/12/14

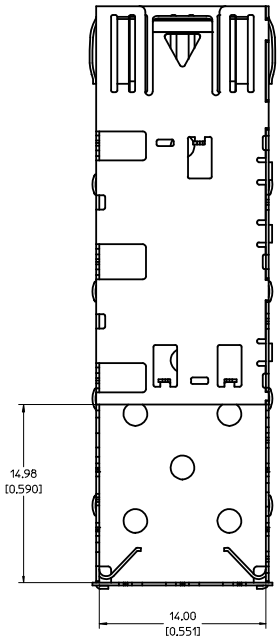

BOTTOM VIEW

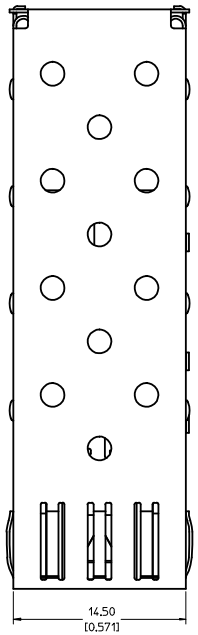

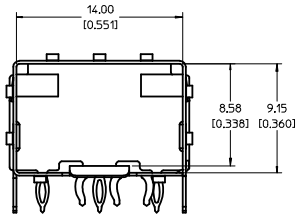

SPRING FINGER GASKET WITH
TWO POINTS OF CONTACT.
COMPLIES WITH (SFP) MSA
BOARD AND BEZEL LOCATIONS.

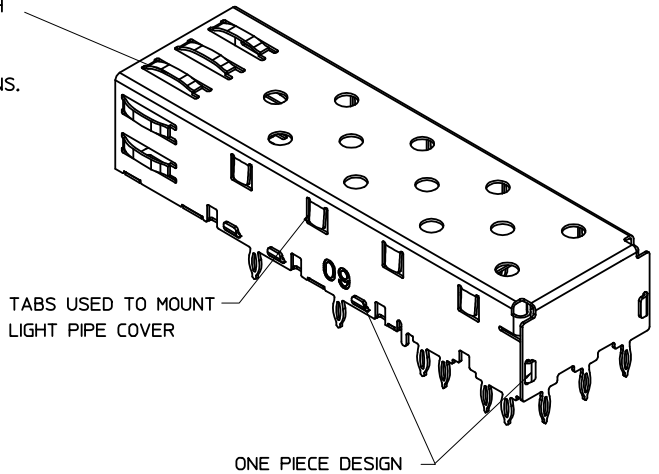

TABS USED TO MOUNT
LIGHT PIPE COVER

ONE PIECE DESIGN
SECURLY FASTENED

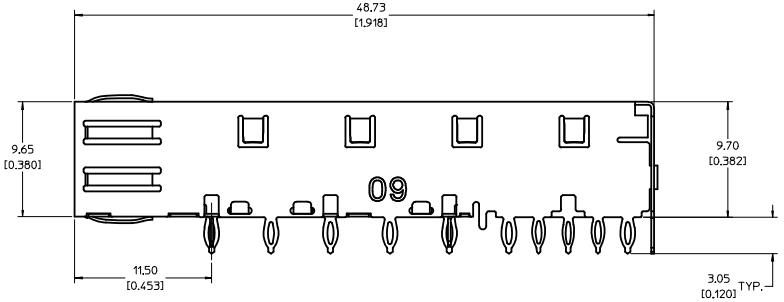

NOTES:

1. PRESS FIT LEGS, 0.120 INCHES LONG.
   1.57 [0.062] MINIMUM PCB THICKNESS.

2. THIS CAGE IS FOR SINGLE SIDED USE ONLY.

3. CAN BE USED WITH THE FOLLOWING LIGHT PIPE PART NUMBERS:

   747260001 - LIGHT PIPE FROM BACK TO TOP
   (REFER TO DOCUMENT SD-74726-001)

   747260002 - LIGHT PIPE FROM SIDE TO TOP
   (REFER TO DOCUMENT SD-74726-002)

4. MATERIAL: COPPER ALLOY
   PLATING: PRE-PLATED WITH NICKEL

5. THIS PART MEETS THE RESTRICTION OF HAZARDOUS SUBSTANCES IN
   ELECTRICAL AND ELECTRONIC EQUIPMENT (ROHS) DIRECTIVE (2002/95/EC).

設計驗證
工程課
2025 -06- 24
發行

ENTER DESCRIPTION			
EC NO: USY2006-0052	DRWN:KSIMONSON	CHKD:BRUSSELL	APPR:BRUSSELL
2005/09/13	2005/09/13	2005/09/13	2005/09/14
DESCRIPTION			
REV			
A			

QUALITY SYMBOLS
▼=0
Ⓔ=0

GENERAL TOLERANCES (UNLESS SPECIFIED)

	mm	INCH
4 PLACES	± ---	± ---
3 PLACES	± ---	± .005
2 PLACES	± 0.13	± .01
1 PLACE	± 0.25	± ---
ANGULAR ± 1 °		

DRAFT WHERE APPLICABLE MUST REMAIN WITHIN DIMENSIONS

DIMENSION STYLE	MM/IN
SCALE	5:1
DESIGN UNITS	METRIC
	THIRD ANGLE PROJECTION
DRAWN BY	KSIMONSO
DATE	2005/09/12
CHECKED BY	BRUSSELL
DATE	2005/09/12
APPROVED BY	BRUSSELL
DATE	2005/09/12
MATERIAL NO.	747370009
TITLE	SFP ONE PIECE CAGE PRESS-FIT (0.120 LEGS)
	MOLEX INCORPORATED
DOCUMENT NO.	SD-74737-0009
SHEET NO.	1 OF 3
SIZE	D

THIS DRAWING CONTAINS INFORMATION THAT IS PROPRIETARY TO MOLEX INCORPORATED AND SHOULD NOT BE USED WITHOUT WRITTEN PERMISSION

1 DATUM AND BASIC DIMENSIONS ESTABLISHED BY CUSTOMER.
2 PADS AND VIAS ARE CHASSIS GROUND.
3 HOLE LAYOUT SHOWN IS FOR SINGLE SIDED MOUNTING ONLY.
4. CONNECTOR PAD LAYOUT PER SFP MSA, WILL ACCOMODATE MOLEX CONNECTOR SERIES 74441 OR EQUIVALENT.

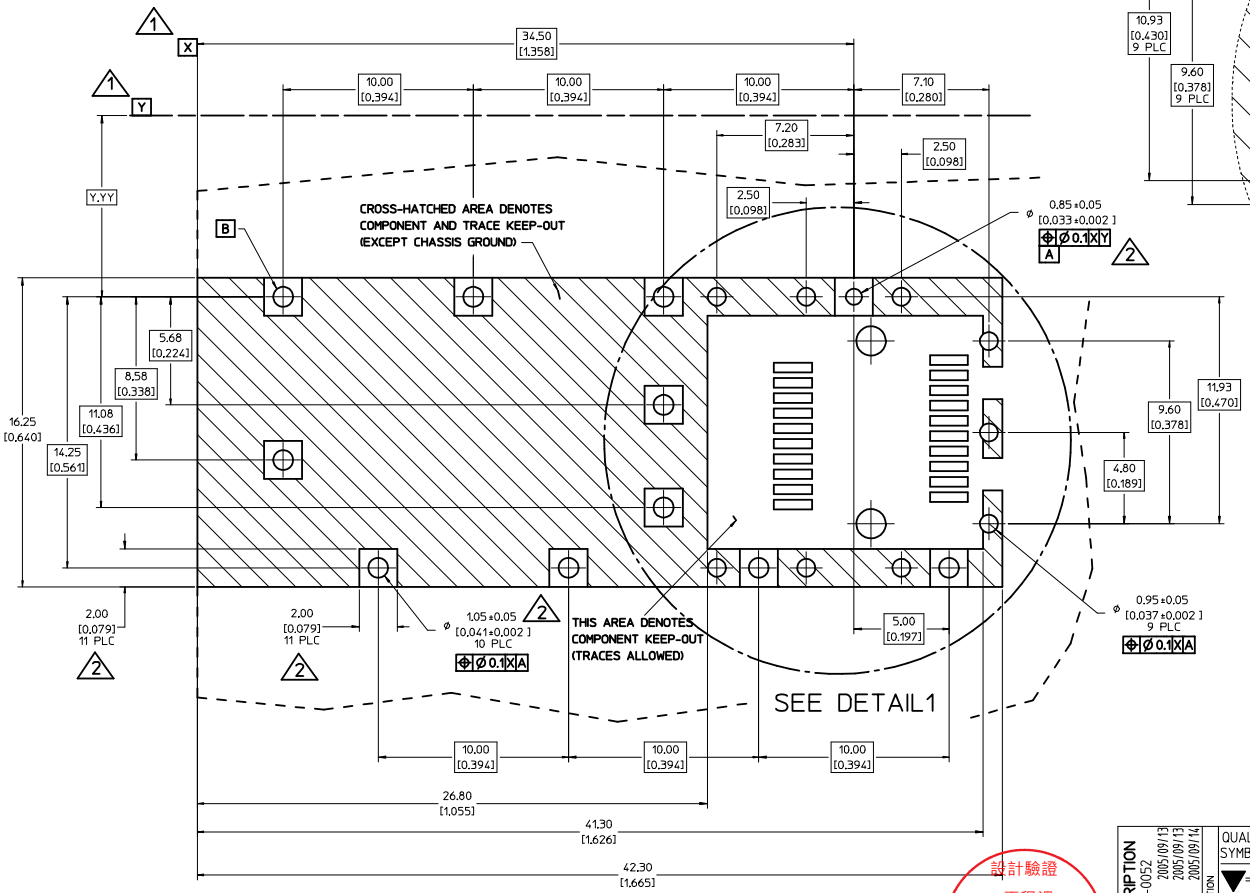

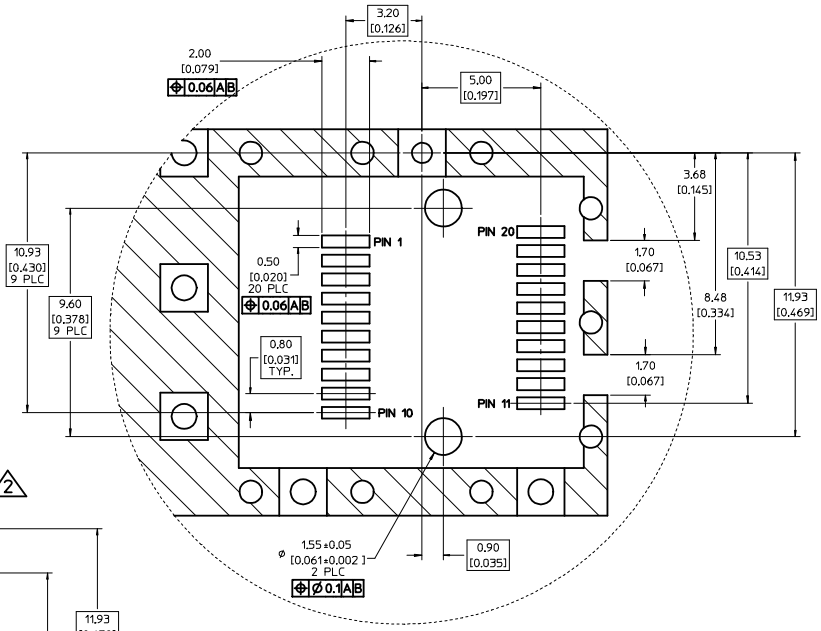

DETAIL1
SCALE 10:1

設計驗證
工程課
2025 -06- 24
發行

ENTER DESCRIPTION			
EC NO: USY2006-0052	DRWN:KSIMONSON	CHKD:BRUSSELL	APPR:BRUSSELL
2005/09/13	2005/09/13	2005/09/14	DESCRIPTION
A			REV

QUALITY SYMBOLS
▼=0
▽=0

GENERAL TOLERANCES (UNLESS SPECIFIED)

	mm	INCH
4 PLACES	± ---	± ---
3 PLACES	± ---	± .005
2 PLACES	± 0.13	± .01
1 PLACE	± 0.25	± ---
ANGULAR ± 1 °		

DRAFT WHERE APPLICABLE MUST REMAIN WITHIN DIMENSIONS

DIMENSION STYLE	MM/IN
SCALE	8:1
DESIGN UNITS	METRIC
	THIRD ANGLE PROJECTION
DRAWN BY	KSIMONSO
DATE	2005/09/12
CHECKED BY	BRUSSELL
DATE	2005/09/12
APPROVED BY	BRUSSELL
DATE	2005/09/12
MATERIAL NO.	747370009
TITLE	SFP ONE PIECE CAGE PRESS-FIT (0.120 LEGS)
	MOLEX INCORPORATED
DOCUMENT NO.	SD-74737-0009
SHEET NO.	2 OF 3
SIZE	D

THIS DRAWING CONTAINS INFORMATION THAT IS PROPRIETARY TO MOLEX INCORPORATED AND SHOULD NOT BE USED WITHOUT WRITTEN PERMISSION

tb_frame_D_P_AM_T
Rev. D 2004/06/28

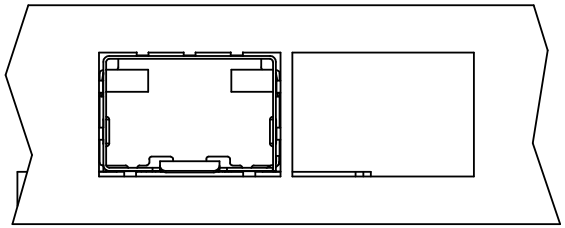

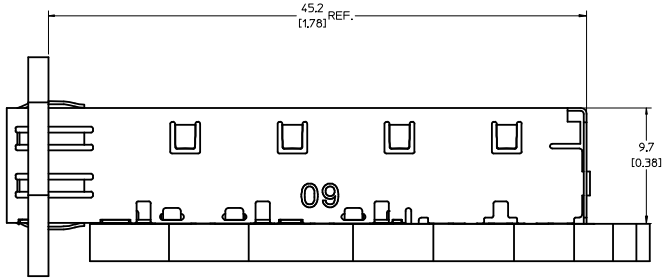

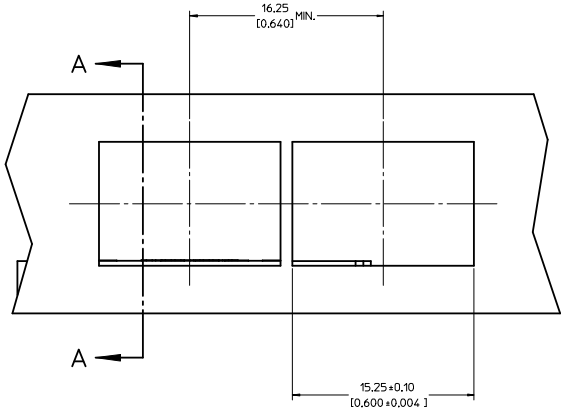

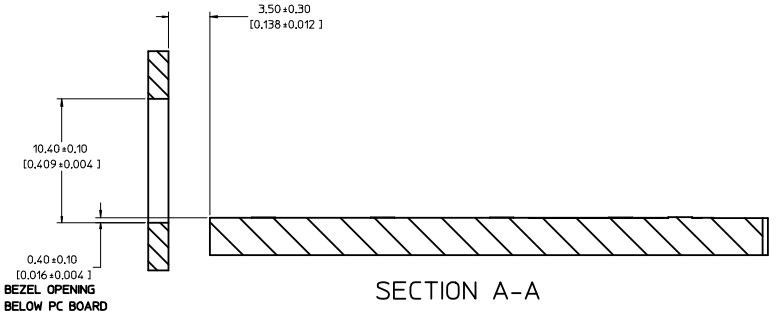

SECTION A-A

設計驗證
工程課
2025 -06- 24
發行

ENTER DESCRIPTION			
EC NO: USY2006-0052	DRWN:KSIMONSON	CHKD:BRUSSELL	APPR:BRUSSELL
DESCRIPTION	2005/09/13	2005/09/13	2005/09/14
REV	A		

QUALITY SYMBOLS
▼=0
Ⓔ=0

GENERAL TOLERANCES (UNLESS SPECIFIED)

	mm	INCH
4 PLACES	± ---	± ---
3 PLACES	± ---	± .005
2 PLACES	± 0.13	± .01
1 PLACE	± 0.25	± ---
ANGULAR ± 1 °		

DRAFT WHERE APPLICABLE MUST REMAIN WITHIN DIMENSIONS

DIMENSION STYLE: MM/IN
SCALE: 5:1
DESIGN UNITS: METRIC
THIRD ANGLE PROJECTION

		DATE
DRAWN BY	KSIMONSO	2005/09/12
CHECKED BY	BRUSSELL	2005/09/12
APPROVED BY	BRUSSELL	2005/09/12

TITLE: SFP ONE PIECE CAGE PRESS-FIT (0.120 LEGS)

MOLEX INCORPORATED

MATERIAL NO.: 747370009
DOCUMENT NO.: SD-74737-0009
SHEET NO.: 3 OF 3
SIZE: D

THIS DRAWING CONTAINS INFORMATION THAT IS PROPRIETARY TO MOLEX INCORPORATED AND SHOULD NOT BE USED WITHOUT WRITTEN PERMISSION

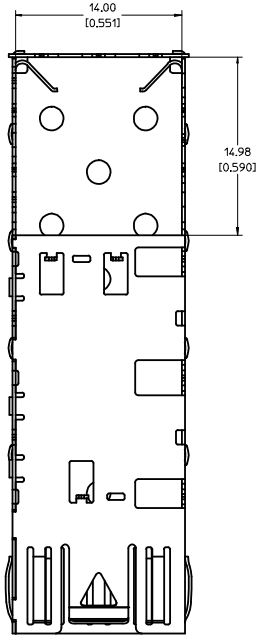

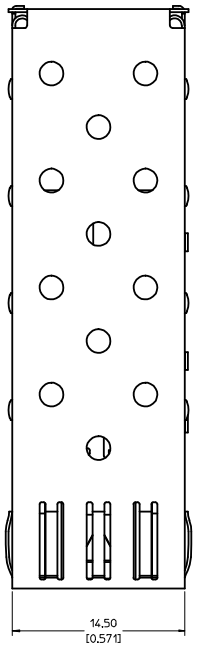

SPRING FINGER GASKET WITH
TWO POINTS OF CONTACT.
COMPLIES WITH (SFP) MSA
BOARD AND BEZEL LOCATIONS.

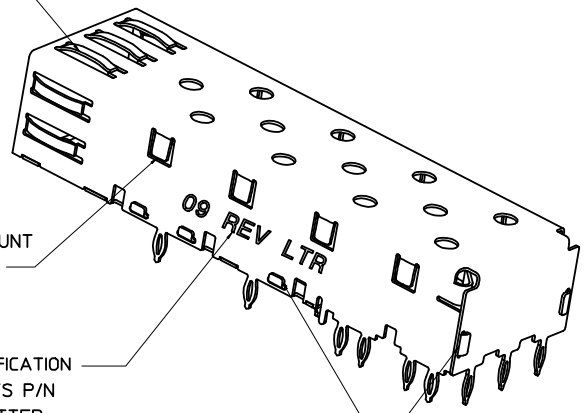

TABS USED TO MOUNT
LIGHT PIPE COVER

CAGE IDENTIFICATION
LAST 2 DIGITS P/N
AND REV LETTER
(ex: 09 X)

ONE PIECE DESIGN
SECURELY PASTENED

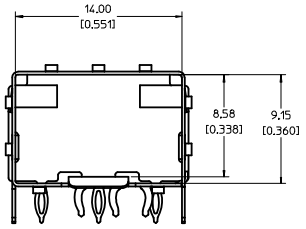

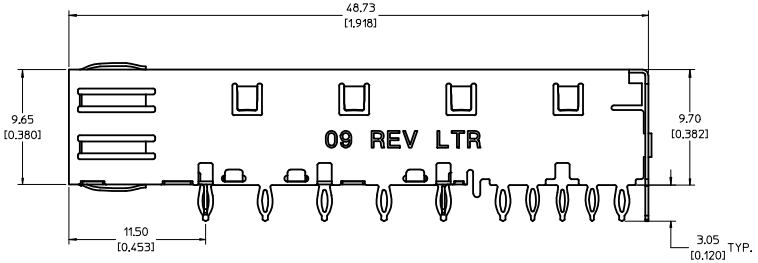

NOTES:

1. PRESS FIT LEGS, 0.120 INCHES LONG.
   1.57 [0.062] MINIMUM PCB THICKNESS.

2. THIS CAGE IS FOR SINGLE SIDED USE ONLY.

3. CAN BE USED WITH THE FOLLOWING LIGHT PIPE PART NUMBERS:

   747260001 - LIGHT PIPE FROM BACK TO TOP
   (REFER TO DOCUMENT SD-74726-001)

   747260002 - LIGHT PIPE FROM SIDE TO TOP
   (REFER TO DOCUMENT SD-74726-002)

4. MATERIAL: COPPER ALLOY
   PLATING: PRE-PLATED WITH NICKEL

5. THIS PART MEETS THE RESTRICTION OF HAZARDOUS SUBSTANCES IN
   ELECTRICAL AND ELECTRONIC EQUIPMENT (ROHS) DIRECTIVE (2002/95/EC).

設計驗證
工程課
2025 -06- 24
發行

UPDATED 3D MODELS
EC NO: USY2008-01523 2007/10/05
DRWN: COX 2007/10/21
CHKD:
APPR: RMAHMOOD 2007/10/23
DESCRIPTION
REV

QUALITY SYMBOLS
▼=0
▽=0

GENERAL TOLERANCES (UNLESS SPECIFIED)

	mm	INCH
4 PLACES	± ---	± ---
3 PLACES	± ---	± .005
2 PLACES	± 0.13	± .01
1 PLACE	± 0.25	± ---
ANGULAR ± 1 °		

DRAFT WHERE APPLICABLE MUST REMAIN WITHIN DIMENSIONS

DIMENSION STYLE: MM/IN
SCALE: 5:1
DESIGN UNITS: METRIC
THIRD ANGLE PROJECTION

DRAWN BY: COX DATE: 2006/11/22
CHECKED BY: RMAHMOOD DATE: 2006/11/22
APPROVED BY: DATE:

TITLE: SFP ONE PIECE CAGE PRESS-FIT (0.120 LEGS)

MOLEX INCORPORATED

MATERIAL NO.: 747370009
DOCUMENT NO.: SD-74737-009
SHEET NO.: 1 OF 4
SIZE: D

THIS DRAWING CONTAINS INFORMATION THAT IS PROPRIETARY TO MOLEX INCORPORATED AND SHOULD NOT BE USED WITHOUT WRITTEN PERMISSION

1 DATUM AND BASIC DIMENSIONS ESTABLISHED BY CUSTOMER.
2 PADS AND VIAS ARE CHASSIS GROUND.
3 HOLE LAYOUT SHOWN IS FOR SINGLE SIDED MOUNTING ONLY.
4. CONNECTOR PAD LAYOUT PER SFP MSA, WILL ACCOMODATE MOLEX CONNECTOR SERIES 74441 OR EQUIVALENT.

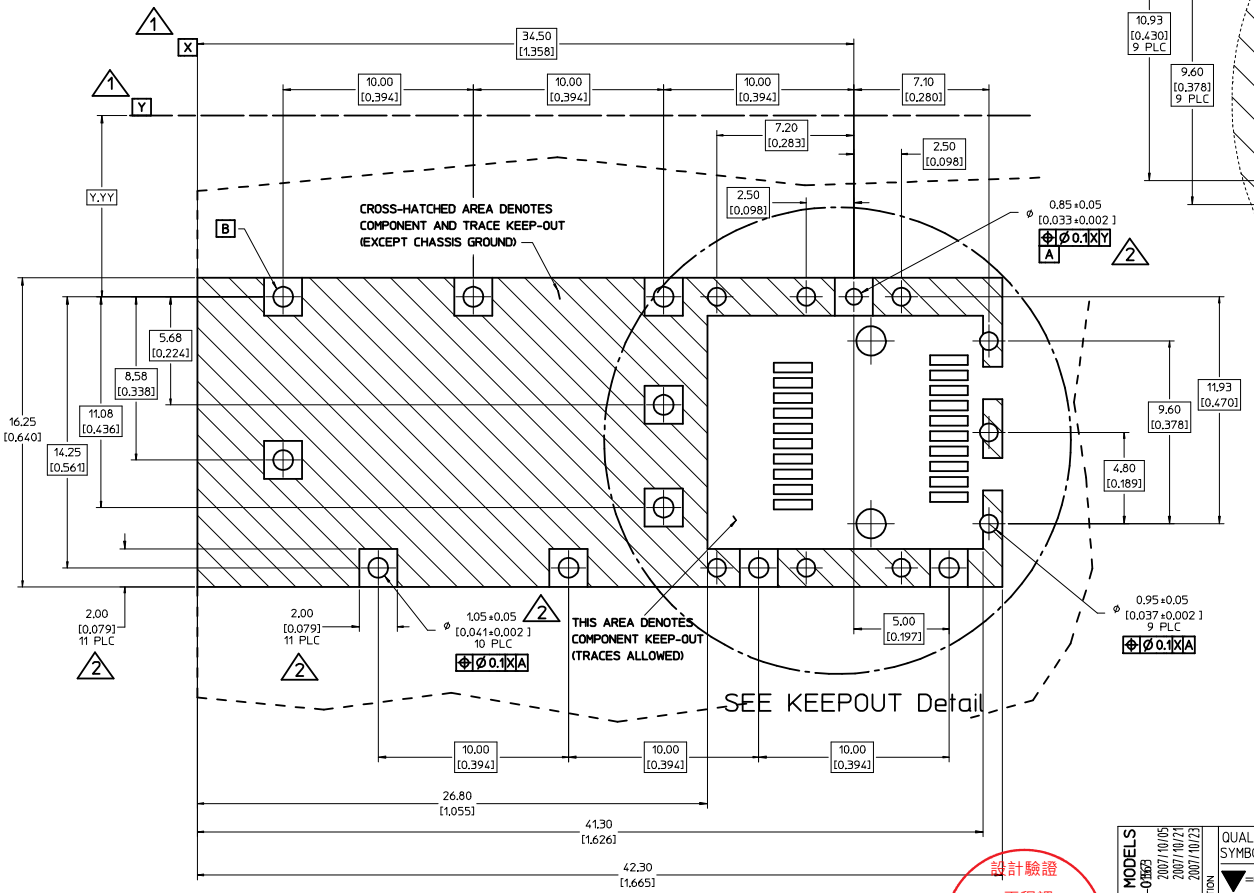

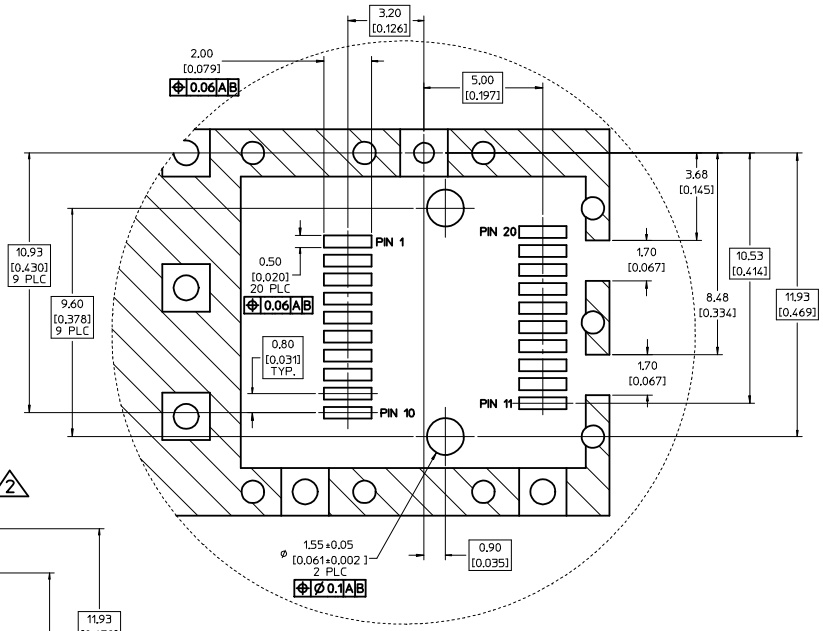

KEEPOUT Detail
SCALE 10:1

設計驗證
工程課
2025 -06- 24
發行
紅蓮科技開發股份有限公司

UPDATED 3D MODELS
EC NO: USY2008-0163
DRWN:CCOX 2007/10/05
CHKD: 2007/10/21
APPR:RMAHMOOD 2007/10/23
REV DESCRIPTION

QUALITY SYMBOLS
▼=0
▽=0

GENERAL TOLERANCES (UNLESS SPECIFIED)

	mm	INCH
4 PLACES	± ---	± ---
3 PLACES	± ---	± .005
2 PLACES	± 0.13	± .01
1 PLACE	± 0.25	± ---

ANGULAR ± 1 °

DRAFT WHERE APPLICABLE MUST REMAIN WITHIN DIMENSIONS

DIMENSION STYLE MM/IN
SCALE 8:1
DESIGN UNITS METRIC
THIRD ANGLE PROJECTION

DRAWN BY CCOX DATE 2006/11/22
CHECKED BY RMAHMOOD DATE 2006/11/22
APPROVED BY DATE

TITLE SFP ONE PIECE CAGE PRESS-FIT (0.120 LEGS)

molex MOLEX INCORPORATED

MATERIAL NO. 747370009
DOCUMENT NO. SD-74737-009
SHEET NO. 2 OF 4
SIZE D

THIS DRAWING CONTAINS INFORMATION THAT IS PROPRIETARY TO MOLEX INCORPORATED AND SHOULD NOT BE USED WITHOUT WRITTEN PERMISSION

tb_frame_D_P_AM_T
Rev. D 2004/06/28

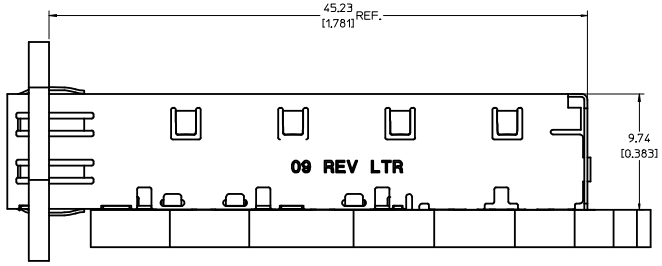

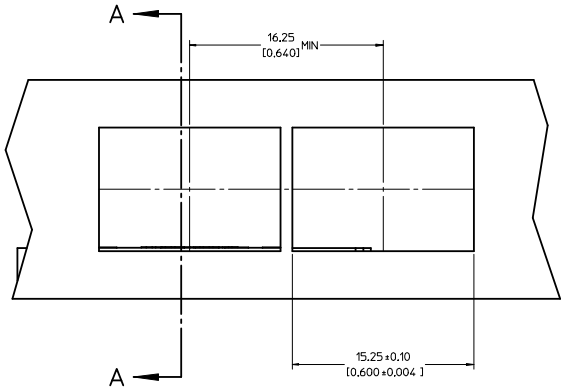

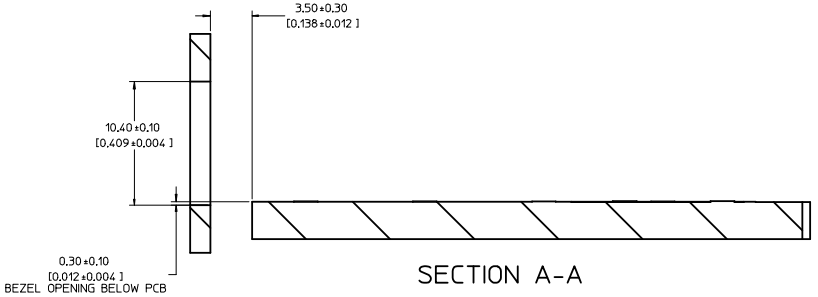

SECTION A-A

設計驗證
工程課
2025 -06- 24
發行

UPDATED 3D MODELS
EC NO: USY2008-01693 2007/10/05
DRWN:CCOX 2007/10/21
CHKD: 2007/10/23
APPR:RMAHMOOD
DESCRIPTION
REV

QUALITY SYMBOLS
▼=0
Ⓔ=0

GENERAL TOLERANCES (UNLESS SPECIFIED)

	mm	INCH
4 PLACES	± ---	± ---
3 PLACES	± ---	± .005
2 PLACES	± 0.13	± .01
1 PLACE	± 0.25	± ---
ANGULAR ± 1 °		

DRAFT WHERE APPLICABLE MUST REMAIN WITHIN DIMENSIONS

DIMENSION STYLE: MM/IN
SCALE: 5:1
DESIGN UNITS: METRIC
THIRD ANGLE PROJECTION

DRAWN BY: CCOX DATE: 2006/11/22
CHECKED BY: RMAHMOOD DATE: 2006/11/22
APPROVED BY: DATE:

TITLE: SFP ONE PIECE CAGE PRESS-FIT (0.120 LEGS)

MOLEX INCORPORATED

MATERIAL NO.: 747370009
DOCUMENT NO.: SD-74737-009
SHEET NO.: 3 OF 4
SIZE: D

THIS DRAWING CONTAINS INFORMATION THAT IS PROPRIETARY TO MOLEX INCORPORATED AND SHOULD NOT BE USED WITHOUT WRITTEN PERMISSION

DATE	REV	CHANGES
2006/11/30	A	INITIAL RELEASE
2007/01/23	B	[1] CHANGED MODULE EJECT FEATURE TOL FROM +/- 1DEG TO +1/-5DEG; [2] CHANGED EJECT ARM ANGLE TOL FROM +/-1DEG TO 50DEG MIN; [3] CHANGED EMI SPRING FINGER OVERLAP FROM 0.21MM TO 0.01MM MIN; [4] ADDED DIM TO LEGS: OVERALL LENGTH, LENGTH FROM TIP TO SLOT, AND SLOT LENGTH., [5] DELETED COMMENTS SECTION FROM REV CHART., [6] ADDED "REF" TO DIM K2 ON SHEET 2.
2007/04/25	C	[1] ADDED REV SHEET; [2] UPDATED REV NOTES A-B; [3] UPDATD DRAWING TO REFLECT CHG'S MADE TO EM-74737-009-ASSY REV C; [4] ON SHT1 ROTATED BTM_VIEW 180 DEGREES.

UPDATED 3D MODELS
EC NO: USY2008-01893 2007/10/05
DRWN:CCOX 2007/10/21
CHKD: 2007/10/23
APPR:RMAHMOOD
DESCRIPTION
C
REV

QUALITY SYMBOLS
▼=0
Ⓒ=0

GENERAL TOLERANCES (UNLESS SPECIFIED)

	mm	INCH
4 PLACES	± ---	± ---
3 PLACES	± ---	± .005
2 PLACES	± 0.13	± .01
1 PLACE	± 0.25	± ---

ANGULAR ± 1 °

DRAFT WHERE APPLICABLE MUST REMAIN WITHIN DIMENSIONS

DIMENSION STYLE: MM/IN
SCALE: 1:1
DESIGN UNITS: METRIC
THIRD ANGLE PROJECTION

DRAWN BY: CCOX DATE: 2006/11/22
CHECKED BY: RMAHMOOD DATE: 2006/11/22
APPROVED BY: DATE:

TITLE: SFP ONE PIECE CAGE PRESS-FIT (0.120 LEGS)

MOLEX INCORPORATED

MATERIAL NO.: 747370009
DOCUMENT NO.: SD-74737-009
SHEET NO.: 4 OF 4
SIZE: D

THIS DRAWING CONTAINS INFORMATION THAT IS PROPRIETARY TO MOLEX INCORPORATED AND SHOULD NOT BE USED WITHOUT WRITTEN PERMISSION

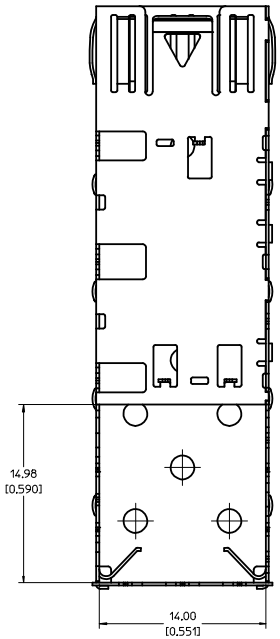

BOTTOM VIEW

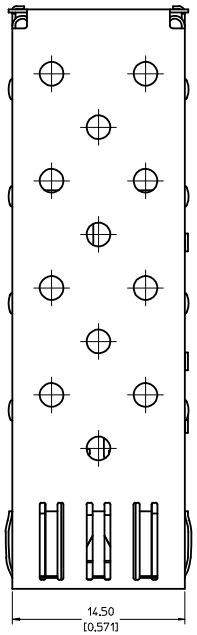

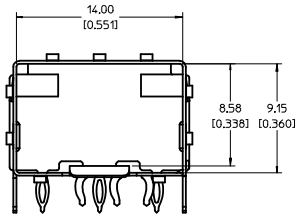

SPRING FINGER GASKET WITH
TWO POINTS OF CONTACT.
COMPLIES WITH (SFP) MSA
BOARD AND BEZEL LOCATIONS.

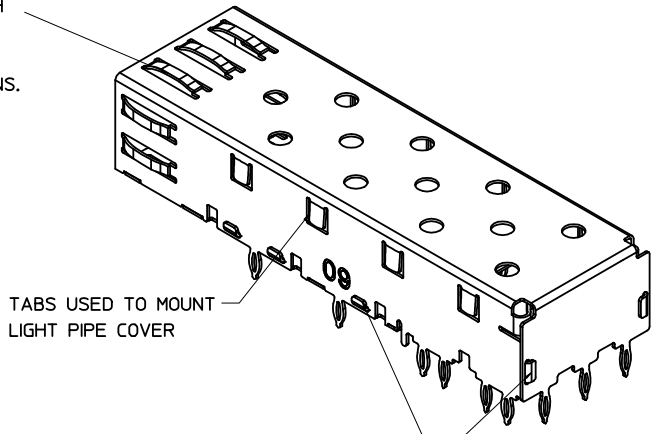

TABS USED TO MOUNT
LIGHT PIPE COVER

ONE PIECE DESIGN
SECURLY FASTENED

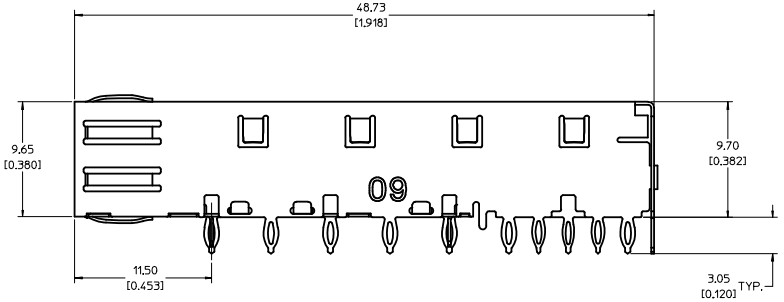

NOTES:

1. ALL PART TO BE 100 PERCENT INSPECTED.

2. PRESS FIT LEGS, 0.120 INCHES LONG.
   1.57 [0.062] MINIMUM PCB THICKNESS.

3. THIS CAGE IS FOR SINGLE SIDED USE ONLY.

4. CAN BE USED WITH THE FOLLOWING LIGHT PIPE PART NUMBERS:

   747260001 - LIGHT PIPE FROM BACK TO TOP
   (REFER TO DOCUMENT SD-74726-001)

   747260002 - LIGHT PIPE FROM SIDE TO TOP
   (REFER TO DOCUMENT SD-74726-002)

5. MATERIAL: COPPER ALLOY
   PLATING: PRE-PLATED WITH NICKEL

6. THIS PART MEETS THE RESTRICTION OF HAZARDOUS SUBSTANCES IN
   ELECTRICAL AND ELECTRONIC EQUIPMENT (ROHS) DIRECTIVE (2002/95/EC).

設計驗證
工程課
2025 -06- 24
發行

100% INSPECT PARTS
EC NO: USY2007-0166 2006/10/19
DRWN:CCOX 2006/10/25
CHKD: 2006/10/30
APPR:RMAHMOOD
DESCRIPTION
REV
A

QUALITY SYMBOLS
▼=0
▽=0

GENERAL TOLERANCES (UNLESS SPECIFIED)

	mm	INCH
4 PLACES	± ---	± ---
3 PLACES	± ---	± .005
2 PLACES	± 0.13	± .01
1 PLACE	± 0.25	± ---
ANGULAR ± 1 °		

DRAFT WHERE APPLICABLE MUST REMAIN WITHIN DIMENSIONS

DIMENSION STYLE: MM/IN
SCALE: 5:1
DESIGN UNITS: METRIC
THIRD ANGLE PROJECTION

DRAWN BY: CCOX DATE: 2006/10/19
CHECKED BY: RMAHMOOD DATE: 2006/10/19
APPROVED BY: DATE:

TITLE
SFP ONE PIECE CAGE
PRESS-FIT (0.120 LEGS)
100% INSPECTION REQUIRED

molex MOLEX INCORPORATED

MATERIAL NO. 747370009
DOCUMENT NO. SD-74737-020
SHEET NO. 1 OF 3
SIZE D

THIS DRAWING CONTAINS INFORMATION THAT IS PROPRIETARY TO MOLEX INCORPORATED AND SHOULD NOT BE USED WITHOUT WRITTEN PERMISSION

tb_frame_D_P_AM_T
Rev. D 2004/06/28

1 DATUM AND BASIC DIMENSIONS ESTABLISHED BY CUSTOMER.
2 PADS AND VIAS ARE CHASSIS GROUND.
3 HOLE LAYOUT SHOWN IS FOR SINGLE SIDED MOUNTING ONLY.
4. CONNECTOR PAD LAYOUT PER SFP MSA, WILL ACCOMODATE MOLEX CONNECTOR SERIES 74441 OR EQUIVALENT.

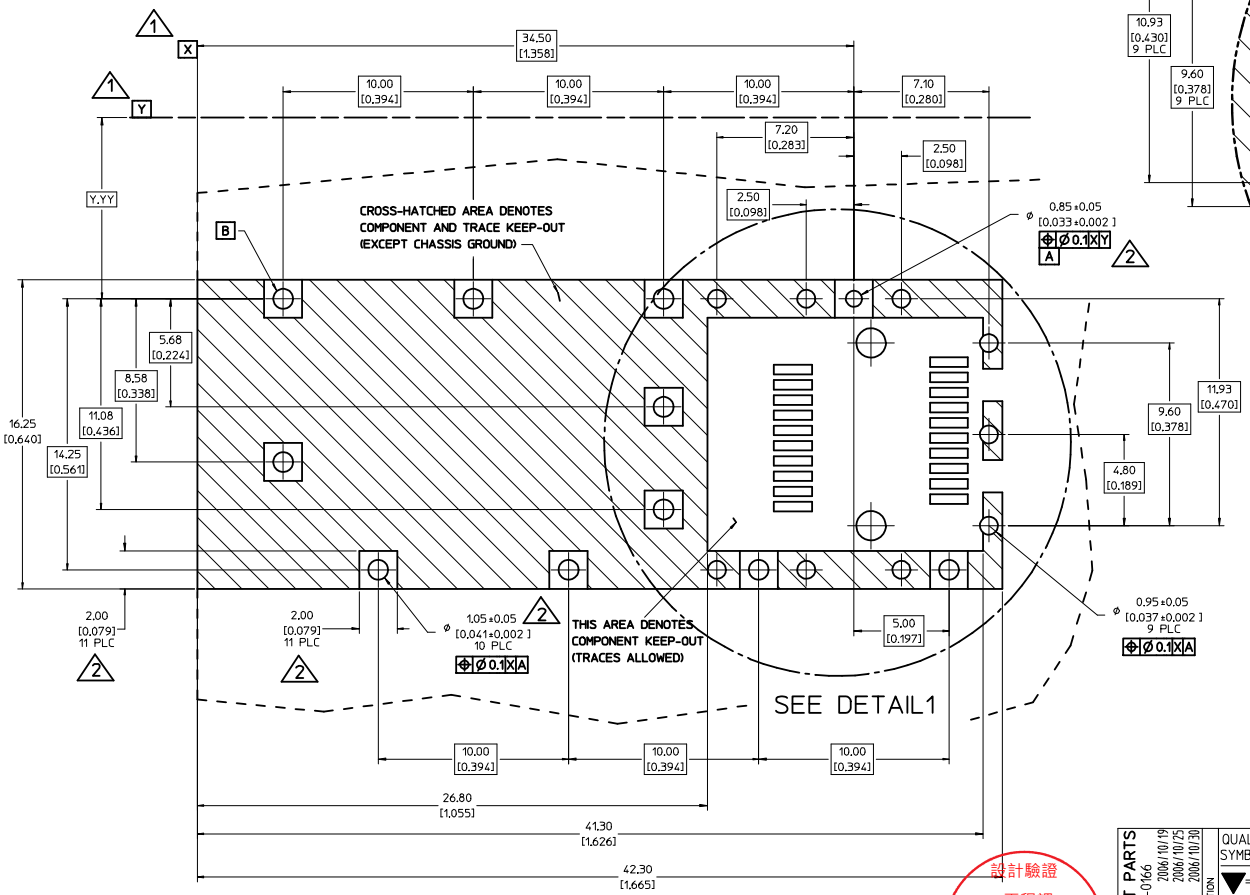

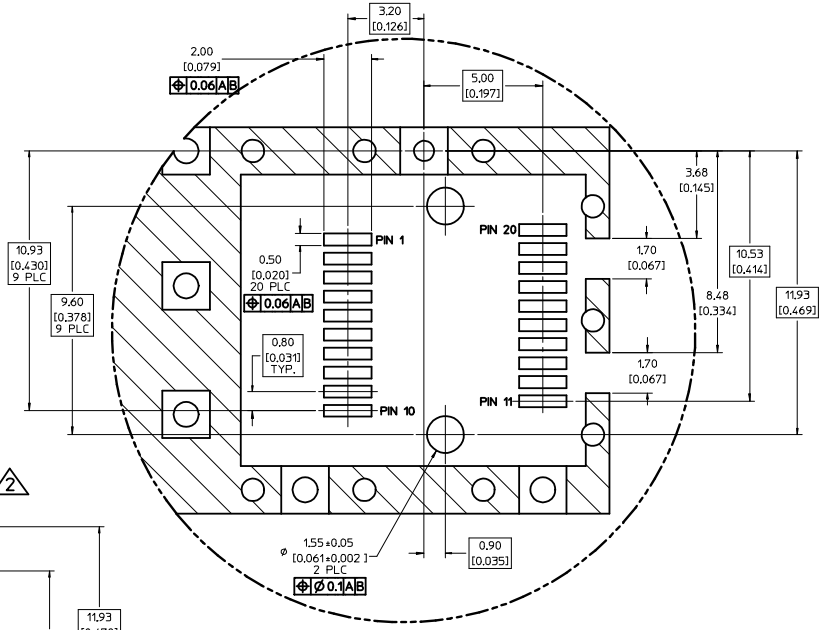

DETAIL1
SCALE 10:1

設計驗證
工程課
2025 -06- 24
發行

100% INSPECT PARTS			
EC NO: USY2007-0166	DRWN:CCOX	2006/10/19	DESCRIPTION
	CHKD:	2006/10/25	
	APPR:RMAHMOOD	2006/10/30	
A			REV

QUALITY SYMBOLS
▼=0
▽=0

GENERAL TOLERANCES (UNLESS SPECIFIED)

	mm	INCH
4 PLACES	± ---	± ---
3 PLACES	± ---	± .005
2 PLACES	± 0.13	± .01
1 PLACE	± 0.25	± ---
ANGULAR ± 1 °		

DRAFT WHERE APPLICABLE MUST REMAIN WITHIN DIMENSIONS

DIMENSION STYLE: MM/IN
SCALE: 8:1
DESIGN UNITS: METRIC
THIRD ANGLE PROJECTION

DRAWN BY	DATE
CCOX	2006/10/19
CHECKED BY	DATE
RMAHMOOD	2006/10/19
APPROVED BY	DATE

TITLE: SFP ONE PIECE CAGE PRESS-FIT (0.120 LEGS) 100% INSPECTION REQUIRED

MOLEX INCORPORATED

MATERIAL NO. 747370009
DOCUMENT NO. SD-74737-020
SHEET NO. 2 OF 3
SIZE D

THIS DRAWING CONTAINS INFORMATION THAT IS PROPRIETARY TO MOLEX INCORPORATED AND SHOULD NOT BE USED WITHOUT WRITTEN PERMISSION

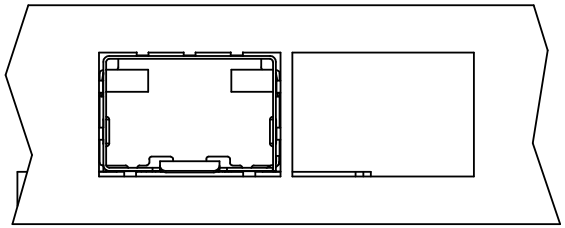

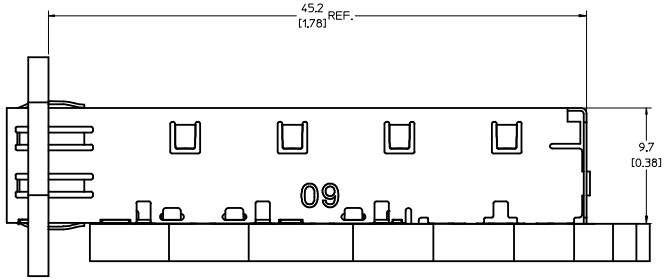

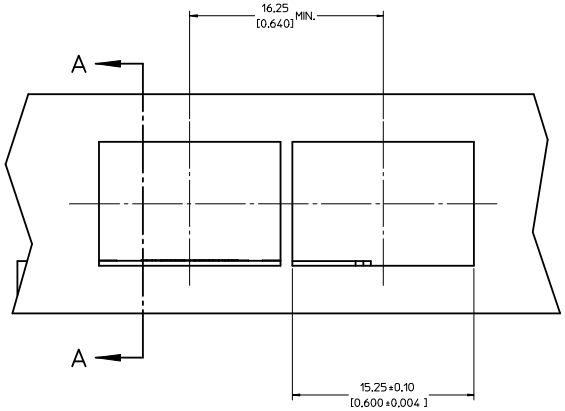

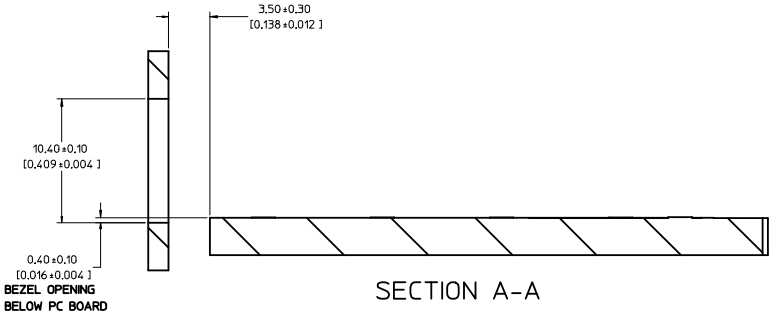

SECTION A-A

設計驗證
工程課
2025 -06- 24
發行

100% INSPECT PARTS			
EC NO: USY2007-0166			
DRWN:CCOX	2006/10/19		
CHKD:	2006/10/25		
APPR:RMAHMOOD	2006/10/30		
DESCRIPTION			
REV			
A			

QUALITY SYMBOLS
▼=0
Ⓔ=0

GENERAL TOLERANCES (UNLESS SPECIFIED)

	mm	INCH
4 PLACES	± ---	± ---
3 PLACES	± ---	± .005
2 PLACES	± 0.13	± .01
1 PLACE	± 0.25	± ---
ANGULAR ± 1 °		

DRAFT WHERE APPLICABLE MUST REMAIN WITHIN DIMENSIONS

DIMENSION STYLE: MM/IN
SCALE: 5:1
DESIGN UNITS: METRIC
THIRD ANGLE PROJECTION

		DATE
DRAWN BY	CCOX	2006/10/19
CHECKED BY	RMAHMOOD	2006/10/19
APPROVED BY		DATE

TITLE: SFP ONE PIECE CAGE PRESS-FIT (0.120 LEGS) 100% INSPECTION REQUIRED

MOLEX INCORPORATED

MATERIAL NO.: 747370009
DOCUMENT NO.: SD-74737-020
SHEET NO.: 3 OF 3
SIZE: D

THIS DRAWING CONTAINS INFORMATION THAT IS PROPRIETARY TO MOLEX INCORPORATED AND SHOULD NOT BE USED WITHOUT WRITTEN PERMISSION