蘇州佳世達 DQ9

蘇州進宏鋼模製造

承 認 書



客　戶：**DIVA**

料　號：**3MD698P2010**(M3514)

品　名：**CABLE COVER(NEW EPIQ)**

日　期：**2025/05/20**

QISDA No.:4B.6HT01.A11

REV.	DATE	DESCRIPTION	BY	APVD
-	2025-01-06	FIRST RELEASE	JOSEPH	LASLIE

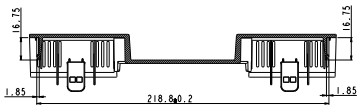

SECTION Y-Y



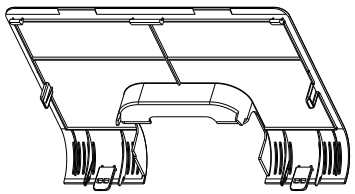



SCALE 1/1

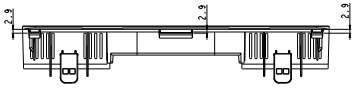

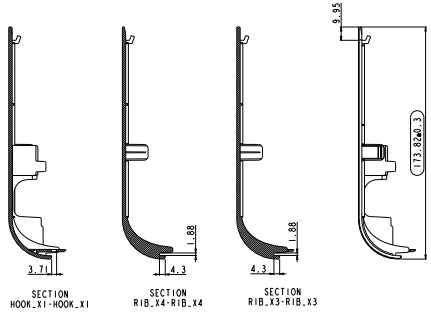

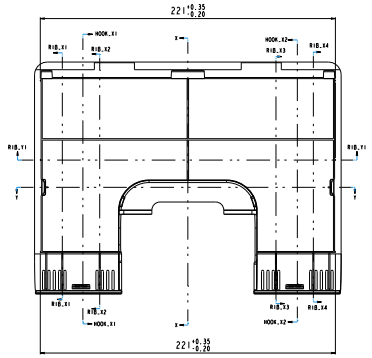

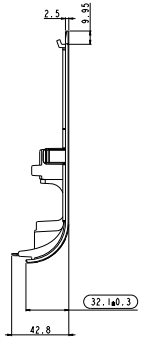

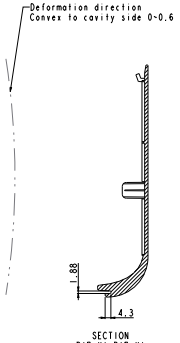

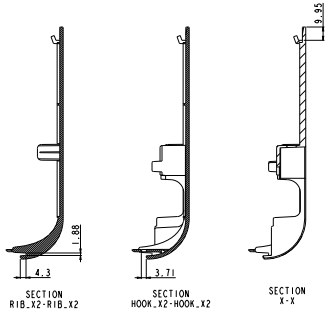

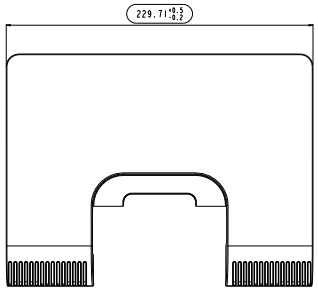

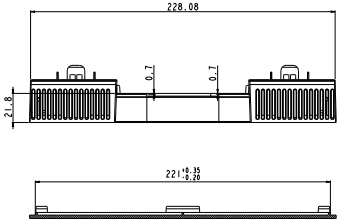

SECTION RIB_Y1-RIB_Y1

設計驗證
工程課
2025 -06- 05
發行
益業科技開發股份有限公司

NOTES:
1. MATERIAL: PC+ABS ,FR3010
2. TEXTURE : MT11010
3. RESIN COLOR:PHILIPS WHITE 90273
4. GENERAL THICKNESS:2.5mm
5. ⬭ INSPECTION DIMENSION.
6. UNSPECIFIED DIMENSION REFER TO CAD DRAWING FILE.
7. DIVA QC INSPECTION DOCUMENT:QWI-020
8. RoHS COMPLIANT.
9. PACKING BAG: EPE PEARL BAG (310*280)
10. WARPAGE AND FLATENESS TOLERANCE <= 0.6 mm

RANGE OF DIMENSION	TOLERANCE CLASS DESIGNATION			THIRD ANGLE PROJECTION	UNITS: mm	SCALE: 1/1	SHEET: 1 OF 1	MODEL NO.: RGT2422AM11
	V				MATERIAL: FR3010		TREATMENT: TEXTURE MT11010	
	fine	medium	coarse					
UP TO 3	±0.05	±0.1	±0.2	DSGD by JOSEPH	2025-01-06	PART NAME:	CABLE COVER(EPIQ)	
OVER 3-6	±0.05	±0.1	±0.1					
OVER 6-30	±0.1	±0.2	±0.5	CHK by LASLIE	2025-01-06	DIVA P/N:	3MD698P2010	
OVER 30-120	±0.15	±0.3	±0.8					
OVER 120-400	±0.2	±0.5	±1.2	APVD by LASLIE	2025-01-06	Qisda NO.:	4B.6HT01.A11	
OVER 400-1000	±0.3	±0.8	±2.0					
OVER 1000-2000	±0.5	±1.2	±3.0	APVD NO.: (M3514)	3D FILE NAME: 24.14601.CABLE_COVER	DIVA Laboratories ,Ltd.		
OVER 2000-4000	-	±2.0	±8.0					
ANGLE ±1° (±1.75/1001)								

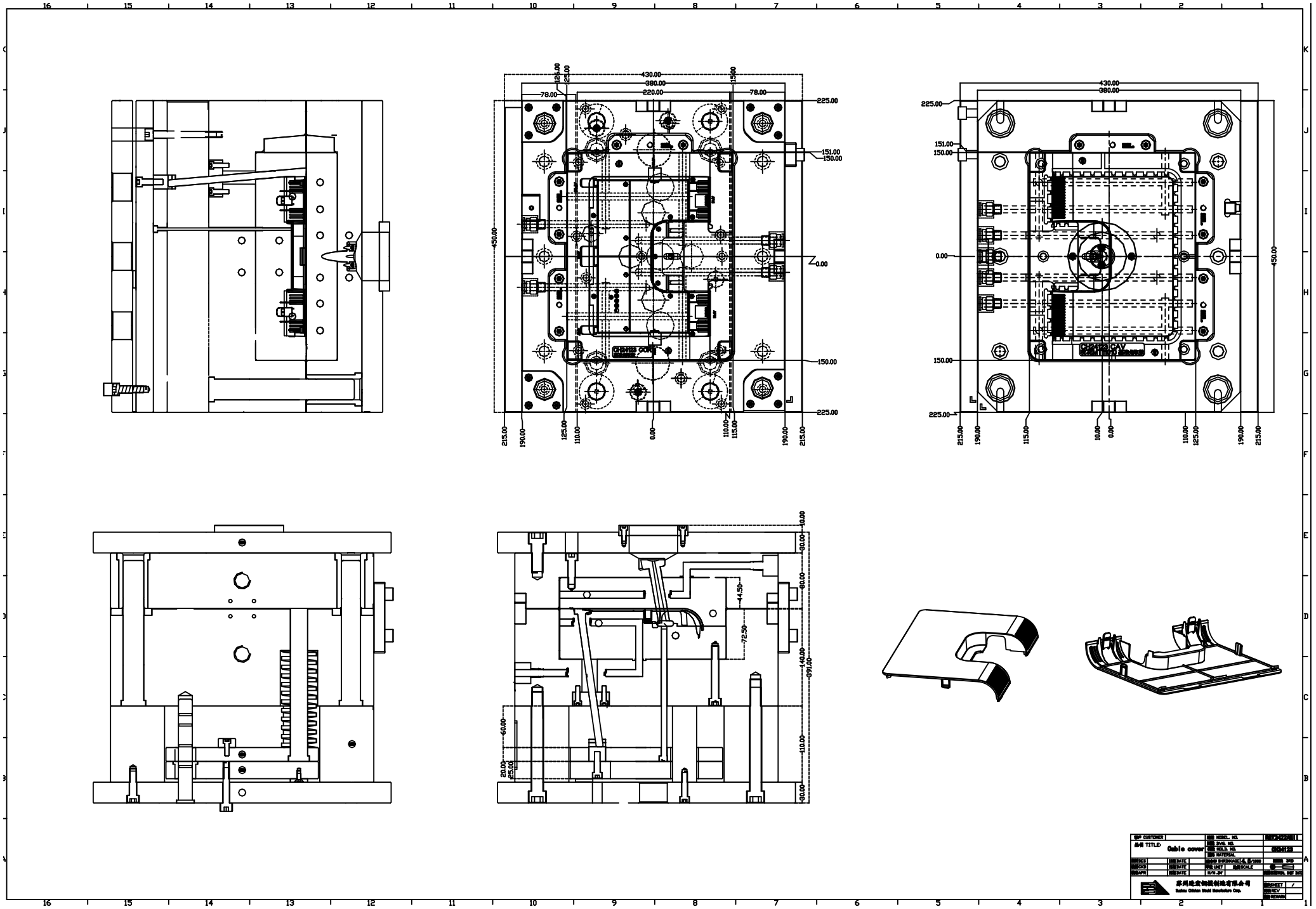

430.00
380.00
220.00
78.00
225.00
151.00
150.00
0.00
450.00
215.00
190.00
125.00
110.00
115.00
10.00
30.00
80.00
44.50
72.50
140.00
391.00
60.00
20.00
25.00
CH24123 CORE
CH24123 CAV
CUSTOMER
MODEL NO.
DWG. NO.
MOLD NO.
MATERIAL
SHRINKAGE
UNIT
SCALE
DATE
DRAWN
CHECKED
APPR
SHEET
REV
REMARK

Qisda

Dimension Approval Sheet

Model Name:	RGT2422AMII	**Sample Approval Sheet NO.:**	
Part Name:	COVER CABLE RGT2422AMII	**Material:**	PC/ABS FR3010 HF 010923
Part Number:	4B.6HT01.A11 **REV:** A0	**Color:**	white
Vendor:	DQ9	**Date:**	2024.12.18

Inspection Gauge:

Coordinate Measuring Machine	(CMM)	Micro Scope	(M)	Radius Gauge	
Caliper	(C)	Height Gauge	(HG)	Block Gauge	
Micrometer	(M)	Projector	(P)	Visual	
Pin Gauge	(PG)	Thickness Gauge	(T)	Lever Type Dial Test	

Distribution

R&D	
QC	
Purchase	
Vendor	

Vendor Input | **Low** | **High**

If the Range is Greater Than 50% of the Total Tolerance the Cell will be RED

Item	Dim. Loc.	Gage Code	Cav. No	Spec.	Upper Tol	Lower Tol	Upper Limit	Lower Limit		Sample 1#	Sample 2#	Sample 3#	RD Check	Average	Status	Range	Disposition	Comments
1		CMM	1	229.71	0.5	0.2	230.21	229.51		229.910	229.940	229.930	229.920	229.925	OK	0.011		
2		CMM	2	173.82	0.3	0.3	174.12	173.52		173.984	173.960	173.925	173.950	173.95475	OK	0.021		
3		CMM	3	32.1	0.3	0.3	32.4	31.8		31.988	31.968	31.892	31.920	31.942	OK	0.038		
4		CMM	4	16.75	0.2	0.2	16.95	16.55		16.729	16.756	16.746	16.740	16.74275	OK	0.010		
5			5	1.85	0.1	0.1	1.95	1.75		1.860	1.840	1.870	1.850	1.855	OK	0.011		
6			6	218.8	0.5	0.5	219.3	218.3		218.695	218.765	218.673	218.750	218.72075	OK	0.038		
7			7	16.75	0.2	0.2	16.95	16.55		16.722	16.735	16.757	16.730	16.736	OK	0.013		
8			8	1.85	0.1	0.1	1.95	1.75		1.810	1.820	1.820	1.820	1.8175	OK	0.004		
9			9	2.9	0.1	0.1	3	2.8		2.807	2.815	2.830	2.820	2.818	OK	0.008		
10			10	2.9	0.1	0.1	3	2.8		2.866	2.875	2.850	2.850	2.86025	OK	0.011		
11			11	2.9	0.1	0.1	3	2.8		2.885	2.865	2.845	2.880	2.86875	OK	0.016		
12			12	221	0.35	0.2	221.35	220.8		221.205	221.220	221.240	221.200	221.21625	OK	0.016		
13			13	9.95	0.2	0.2	10.15	9.75		9.950	9.960	9.965	9.950	9.95625	OK	0.006		
14			14	3.71	0.1	0.1	3.81	3.61		3.659	3.684	3.650	3.650	3.66075	OK	0.014		
15			15	1.88	0.1	0.1	1.98	1.78		1.830	1.840	1.840	1.830	1.835	OK	0.005		
16			16	4.3	0.1	0.1	4.4	4.2		4.243	4.253	4.266	4.250	4.253	OK	0.008		
17			17	1.88	0.1	0.1	1.98	1.78		1.875	1.862	1.856	1.860	1.86325	OK	0.007		
18			18	4.3	0.1	0.1	4.4	4.2		4.243	4.245	4.258	4.250	4.249	OK	0.006		
19			19	221	0.3	0.2	221.3	220.8		220.867	220.856	220.845	220.850	220.8545	OK	0.008		
20			20	2.5	0.1	0.1	2.6	2.4		2.510	2.520	2.520	2.520	2.5175	OK	0.004		
21			21	9.95	0.2	0.2	10.15	9.75		9.991	9.911	9.924	9.920	9.9365	OK	0.032		
22			22	42.8	0.3	0.3	43.1	42.5		42.795	42.765	42.824	42.750	42.7835	OK	0.028		
23			23	1.88	0.1	0.1	1.98	1.78		1.911	1.896	1.856	1.900	1.89075	OK	0.021		
24			24	4.3	0.1	0.1	4.4	4.2		4.260	4.258	4.295	4.300	4.27825	OK	0.019		
25			25	1.88	0.1	0.1	1.98	1.78		1.811	1.835	1.835	1.830	1.82775	OK	0.010		
26			26	4.3	0.1	0.1	4.4	4.2		4.232	4.265	4.255	4.250	4.2505	OK	0.012		
27			27	3.71	0.1	0.1	3.81	3.61		3.639	3.657	3.684	3.650	3.6575	OK	0.017		
28			28	9.95	0.2	0.2	10.15	9.75		9.852	9.862	9.854	9.850	9.8545	OK	0.005		
29			29	228.08	0.5	0.5	228.58	227.58		228.176	228.124	228.196	228.180	228.169	OK	0.027		
30			30	21.8	0.2	0.2	22	21.6		21.852	21.867	21.924	21.850	21.87325	OK	0.030		
31			31	0.7	0.1	0.1	0.8	0.6		0.755	0.759	0.768	0.770	0.763	OK	0.006		
32			32	0.7	0.1	0.1	0.8	0.6		0.751	0.758	0.742	0.750	0.75025	OK	0.006		
11																		

Initiator:Smart YM Zou Reviewed by :Carlos Q Chen Approve by: Joseph Lu

DIVA 2025/5/15

苏州佳世达精密工业有限公司

工 程	塑胶/组装	檢 驗 標 準 書			
客户	Qisda	圖 號	客户料号:4B.6HT01.A11 本厂料号:4N.1884A.A11	模 號	CH24123/QP-1002
機 種	RGT2422	品 名	后壳盖板	模 穴	1



判定分类：CR，重缺；MAJ，主缺；MIN，次缺；品管检验依《品管抽样检验计划管理办法》执行

一.外观，结构，其他部分：

缺点判定	檢查項目	規格值及檢查內容說明	适用性 IPQC	FQC	OQC	作业自检	工具方法
MAJ	1. 环保材料（GP/RoHS）	确认是否属HSF物料清单之料件.	●				目视
MAJ	2. 材质/油墨颜色	4L.013Y2.038 PC/ABS FR3010 HF 010923	●			●	目视
MAJ	3.颜色	与客户或工程样品比对，不可有明显差异.	●			●	目视
MAJ	4.结构与外观	参照样板及客户通用规范	●			●	目视
MAJ	4.1.表面	不可有刮伤、脏污、料花，黑点、混色，缩水	●			●	目视
MAJ	4.2.进点	进点位需剪平，不可高出所在平面。	●			●	目视
MAJ	4.3.柱子\孔位	不可有缺料、包风、披锋、变形等不良.	●			●	目视
MAJ	4.4.组装☆	无漏件	●			●	目视
MAJ	4.5.热熔点	热熔点无晃动、无脱落、无间隙	●			●	目视
MAJ	4.6.Mylar	无漏Mylar，Mylar贴附状态正确	●			●	目视
MAJ	4.7凸点,灰尘,划痕,凹痕,异色点等缺陷☆	P≤0.3㎜²;点数≤2点，点距>70㎜	●			●	目视
			●			●	目视
MAJ	物性测试	依客户提供之检测标准.	●			●	目视
MAJ	安规	日期转指针及材质规格,料号指针不可错误,不可偏移.	●			●	目视

文件編號	版本版次	制訂單位	制訂日期	核準	審核	制作	頁次
YH3Q-1938	A0	品质部	2025/5/12			张尧	1/2

苏州佳世达精密工业有限公司

工 程	塑胶	檢 驗 標 準 書			
客户	Qisda	圖 號	客户料号:4B.6HT01.A11 本厂料号:4N.1884A.A11	模 號	CH24123/QP-1002
機 種	RGT2422	品 名	后壳盖板	模 穴	1

二、尺寸記錄:

缺点判定	NO	尺寸規格	協定值	測定工具	適用性 制程首件	IPQC/頻率		OQC/IQC
MAJ	1	依照SA图纸		卡尺	●	●	4H/次	

三：包装

缺点判定	檢查項目	規格值及檢查內容說明	适用性 IPQC	FQC	IQC	作业自检	工具方法
MAJ	①外箱標示	核對、檢查制品票內容填寫标示是否正確,檢驗是否有GP/RoHS標示.	●			●	目视
MAJ	②內装	包装方式,數量核對包装規范.	●			●	目视

备注:产品检验依《品管抽樣檢驗計劃管理辦法》执行，AQL：CR 0;MAJ 0.4,MIN 1.5.

四、變更記錄:

NO.	變更標記	變更內容	修订日期	修订人
A2				

文件編號	版本版次	制訂單位	制訂日期	核準	審核	制作	頁次
YH3Q-1938	A0	品质部	2025/5/12			张尧	2/2

UL Product iQ®

Model FR3010 HF +, FR3010 HF + RE

File Number: E41613

Yellow Card™

ALSO CERTIFIED TO IEC REQUIREMENTS

COMPANY

Covestro Deutschland AG [PC Resins]

Chempark
Gebaeude B207
Leverkusen, Nordrhein-Westfalen 51368 Germany

MODEL INFO

Bayblend: FR3010 HF +, FR3010 HF + RE

Polycarbonate/Acrylonitrile Butadiene Styrene (PC/ABS), furnished as pellets
+ – Material designations may be followed by a six digit numerical code denoting color.

FLAMMABILITY PROPERTIES	额定值	测试方法
Flammability		ANSI/UL 94
1.5 mm, Color: ALL	V-0	
2.2 mm, Color: ALL	5VB V-0	
3.0 mm, Color: ALL	5VA V-0	

ISO/IEC FLAMMABILITY PROPERTIES	额定值	测试方法
Flammability		IEC 60695-11-10
1.5 mm, Color: ALL	V-0	
2.2 mm, Color: ALL	V-0	
3.0 mm, Color: ALL	V-0	
Flammability		IEC 60695-11-20
2.2 mm, Color: ALL	5VB	
3.0 mm, Color: ALL	5VA	
Glow Wire Ignition Temperature (GWIT)		IEC 60695-2-13

AP_GP BOM Report

Qisda P/N	4B.6HT01.A11
Qisda Item description	COVER CABLE RGT2422AMII
Maker	Qisda Molding Factory
Maker P/N	4B.6HT01.A11
Create date	2025/05/21

Component type	Description	Supplier	Subpart type	Subpart Description	Subpart Supplier	Sample Description	Remark	Report No.	Test Date	Cd	Pb	Hg	Cr6+	PBBs/PBDEs	Br	Cl	Br+Cl	DIBP	DEHP	BBP	DBP	F	I	Exemptions
Plastic Housing	FR3010HF 白色	航耀	Plastic Resin of Housing	FR3010HF 白色	航耀	白色塑胶粒子	航耀是Covestro(科思创)代理商	QHJ24120120002/CH;QHJ2412012001/CH	2024/12/17;2024/12/17	N.D	N.D	N.D	N.D	N.D	N.D	N.D	N.D	N.D	N.D	N.D	N.D	2710	N.D	
Summary data										N.D	N.D	N.D	N.D	N.D	N.D	N.D	N.D	N.D	N.D	N.D	N.D	2710	N.D	