蘇州佳世達 DQ9

蘇州進宏鋼模製造

承 認 書

設計驗證
工程課
2025 -06- 02
發行
旺矽科技開發股份有限公司

客　戶：**DIVA**
料　號：**3MD698P1010**(M3514)
品　名：**REAR COVER(NEW EPIQ)**
日　期：**2025/05/20**

QISDA No.:3J.6HT01.A11

REV.	DATE	DESCRIPTION	BY	APVD
A	2025-01-06	FIRST RELEASE	JOSEPH	LASLIE

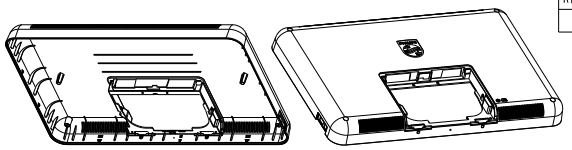

SCALE 1/3

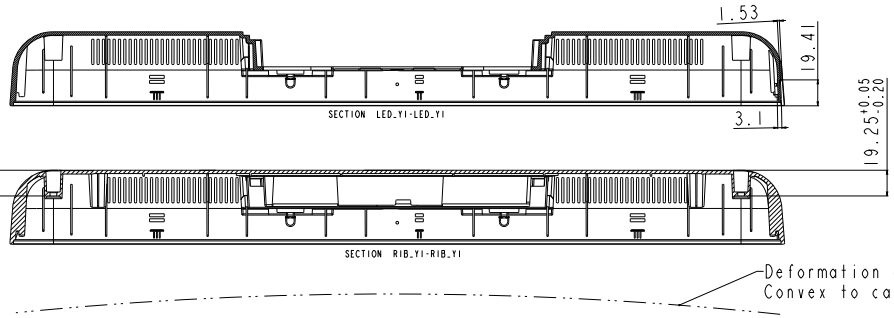

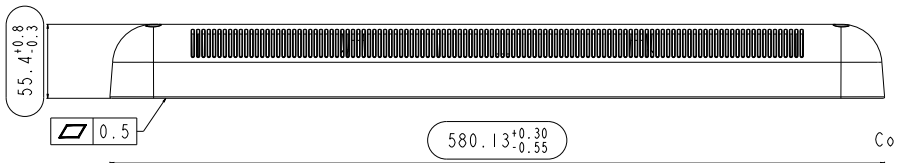

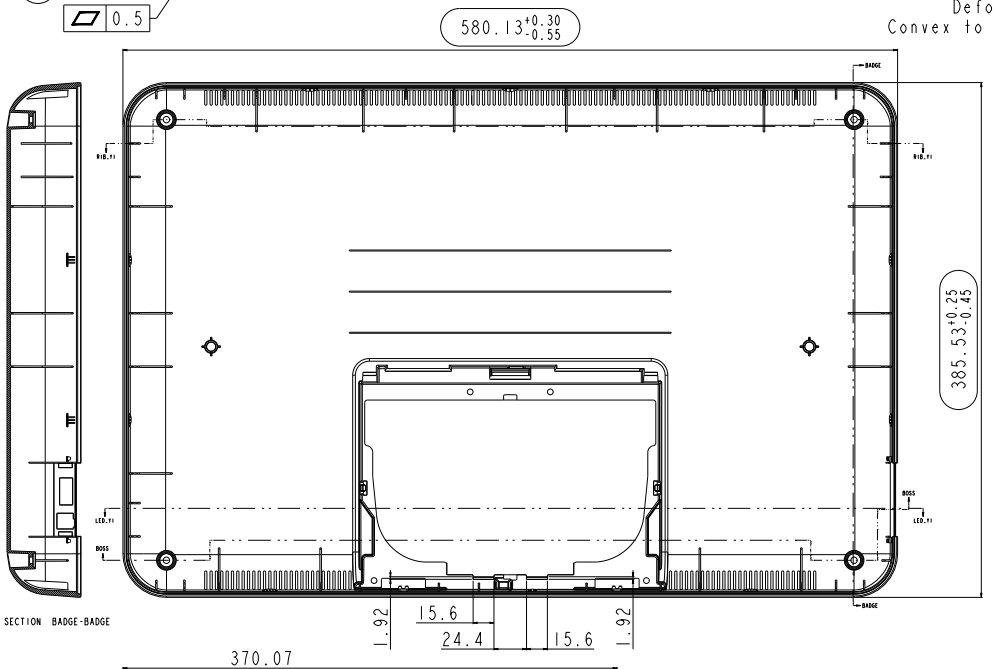

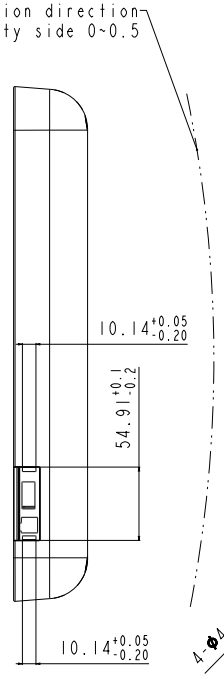

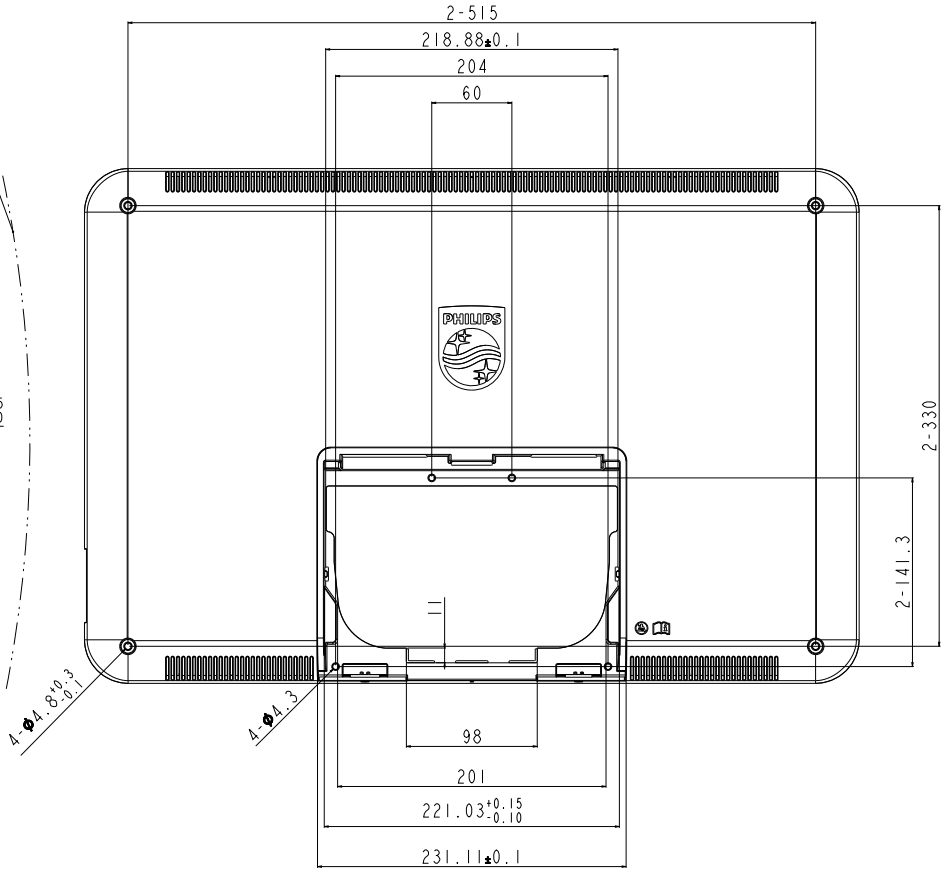

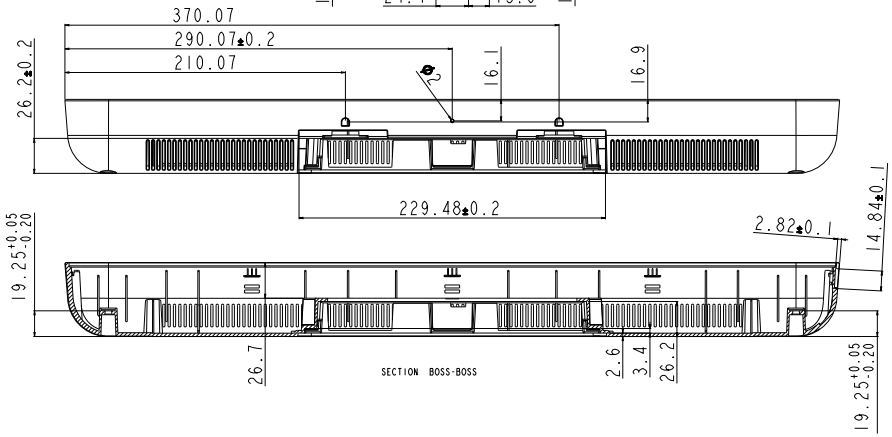

Notes:
1. Material: PC+ABS,FR3010
2. Texture : MT11010
3. Resin color:Philips white 90273
4. Generally thickness:2.5 mm
5. ⬭ Inspection dimension.
6. Unspecified dimension refer to CAD drawing file.
7. DIVA QC inspection document:QW1-020
8. RoHS compliant
9. Packing bag: EPE pearl bag (690*450)
10. Warpage and flatness tolerance <= 0.5 mm

設計驗證
工程課
2025 -06- 02
發行
鈺鑽科技開發股份有限公司

RANGE OF DIMENSION	TOLERANCE CLASS DESIGNATION			THIRD ANGLE PROJECTION	UNITS: mm	SCALE: 1/1	SHEET: 1 OF 4	MODEL NO.: RGT2422AM11
	fine	medium	coarse		MATERIAL:	FR3010	TREATMENT:	TEXTURE MT11010
UP TO 3	±0.05	±0.1	±0.2	DSGD by	JOSEPH	2025-01-06	PART NAME:	REAR COVER(NEW EPIQ)
OVER 3-6	±0.05	±0.1	±0.1					
OVER 6-30	±0.1	±0.2	±0.5	CHK by	LASLIE	2025-01-06	DIVA P/N:	3MD698P1010
OVER 30-120	±0.15	±0.3	±0.8					
OVER 120-400	±0.2	±0.5	±1.2	APVD by	LASLIE	2025-01-06	Qisda NO.:	3J.6HT01.A11
OVER 400-1000	±0.3	±0.8	±2.0					
OVER 1000-2000	±0.5	±1.2	±3.0	APVD NO.:	(M3514)	3D FILE NAME:	24_14601_REAR_COVER	DIVA Laboratories ,Ltd.
OVER 2000-4000	-	±2.0	±5.0					
ANGLE ±1° (±1.75/100)								

REV.	DATE	DESCRIPTION	BY	APVD
A	2025-01-06	FIRST RELEASE	JOSEPH	LASLIE

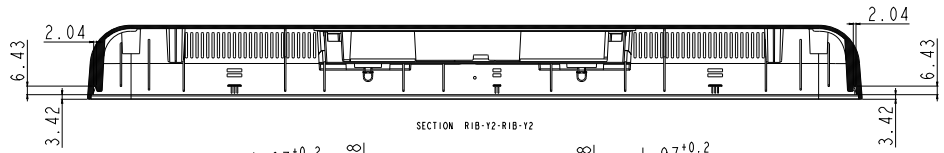

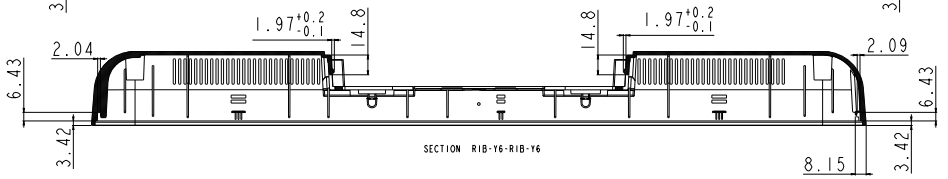

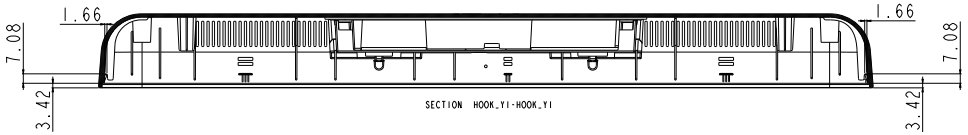

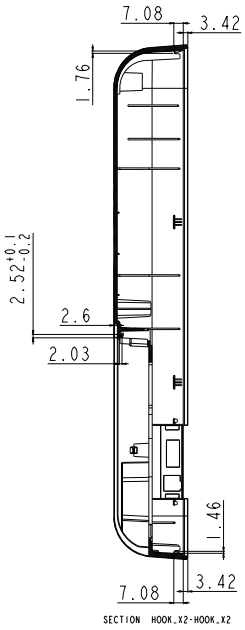

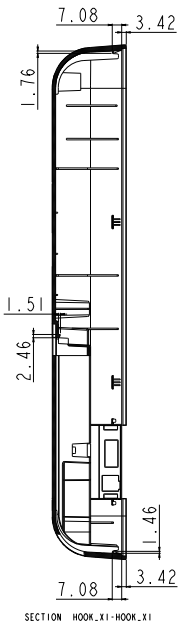

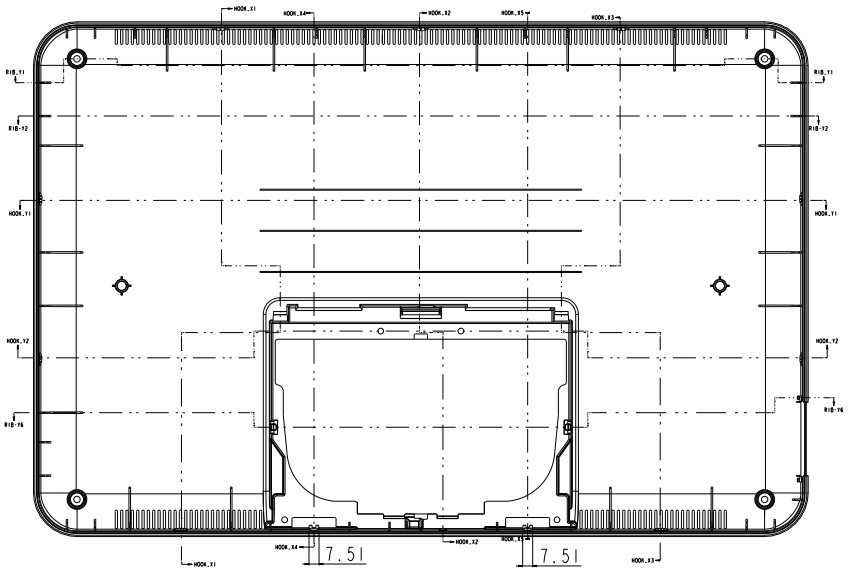

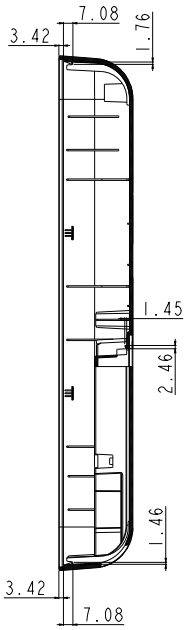

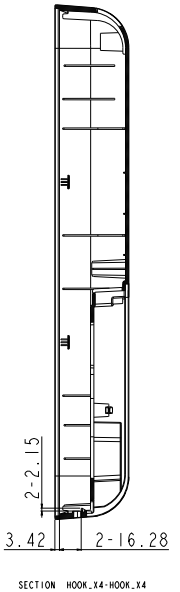

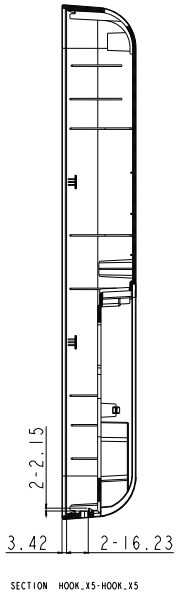

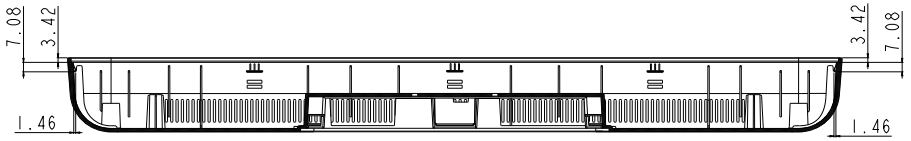

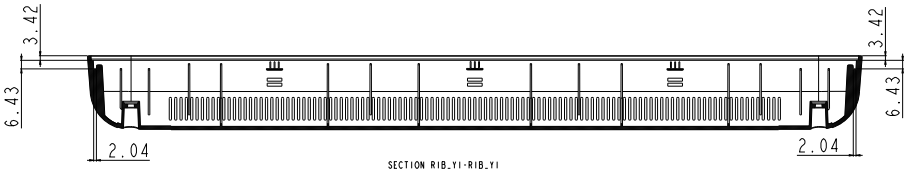

設計驗證
工程課
2025 -06- 02
發行
鈺鑽科技開發股份有限公司

RANGE OF DIMENSION	TOLERANCE CLASS DESIGNATION			THIRD ANGLE PROJECTION	UNITS: mm	SCALE: 1/1	SHEET: 2 OF 4	MODEL NO.: RGT2422AM11
	V				MATERIAL: FR3010		TREATMENT: TEXTURE MT11010	
	fine	medium	coarse	DSGD by JOSEPH	2025-01-06	PART NAME:	REAR COVER(NEW EPIQ)	
UP TO 3	±0.05	±0.1	±0.2					
OVER 3-6	±0.05	±0.1	±0.1					
OVER 6-30	±0.1	±0.2	±0.5	CHK by LASLIE	2025-01-06	DIVA P/N:	3MD698P1010	
OVER 30-120	±0.15	±0.3	±0.8					
OVER 120-400	±0.2	±0.5	±1.2	APVD by LASLIE	2025-01-06	Qisda NO.:	3J.6HT01.A11	
OVER 400-1000	±0.3	±0.8	±2.0					
OVER 1000-2000	±0.5	±1.2	±3.0	APVD NO.: (M3514)	3D FILE NAME: 24_14601_REAR_COVER	DIVA Laboratories ,Ltd.		
OVER 2000-4000	-	±2.0	±5.0					
ANGLE ±1° (±1.75/100)								

REV.	DATE	DESCRIPTION	BY	APVD
A	2025-01-06	FIRST RELEASE	JOSEPH	LASLIE

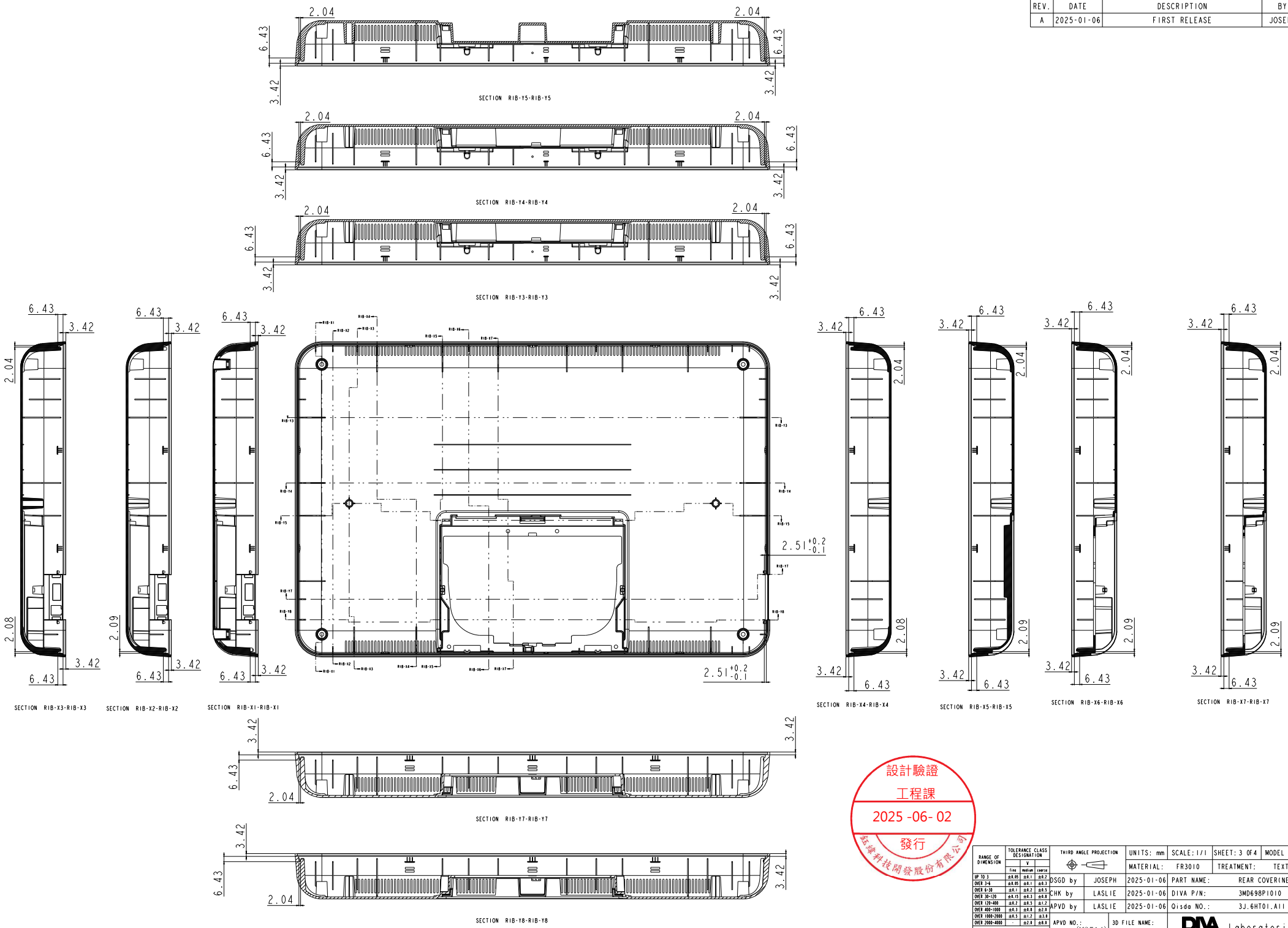

設計驗證
工程課
2025 -06- 02
發行
鈺鐘科技開發股份有限公司

RANGE OF DIMENSION	TOLERANCE CLASS DESIGNATION V fine	medium	coarse
UP TO 3	±0.05	±0.1	±0.2
OVER 3-6	±0.05	±0.1	±0.3
OVER 6-30	±0.1	±0.2	±0.5
OVER 30-120	±0.15	±0.3	±0.8
OVER 120-400	±0.2	±0.5	±1.2
OVER 400-1000	±0.3	±0.8	±2.0
OVER 1000-2000	±0.5	±1.2	±3.0
OVER 2000-4000	-	±2.0	±8.0
ANGLE ±1° (±1.75/100)			

THIRD ANGLE PROJECTION

UNITS: mm	SCALE: 1/1	SHEET: 3 OF 4	MODEL NO.: RGT2422AM11	
MATERIAL:	FR3010	TREATMENT:	TEXTURE MT11010	
DSGD by	JOSEPH	2025-01-06	PART NAME:	REAR COVER(NEW EPIQ)
CHK by	LASLIE	2025-01-06	DIVA P/N:	3MD698P1010
APVD by	LASLIE	2025-01-06	Qisda NO.:	3J.6HT01.A11
APVD NO.: (M3514)	3D FILE NAME: 24_14601_REAR_COVER		DIVA Laboratories ,Ltd.	

REV.	DATE	DESCRIPTION	BY	APVD
A	2025-01-06	FIRST RELEASE	JOSEPH	LASLIE

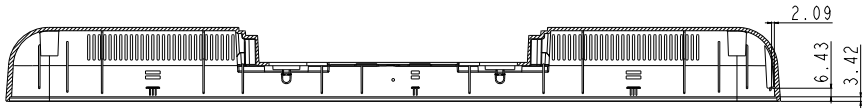

SECTION R1B-Y10-R1B-Y10

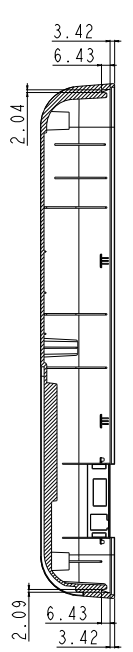

SECTION R1B-X10-R1B-X10

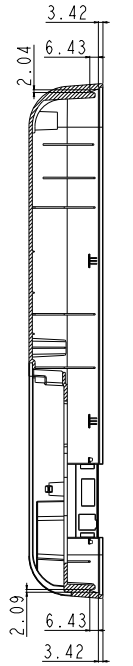

SECTION R1B-X9-R1B-X9

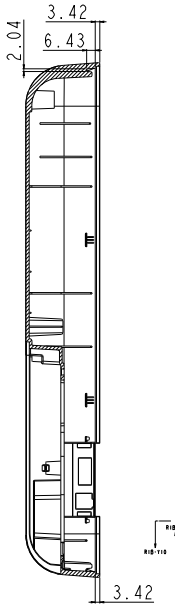

SECTION R1B-X8-R1B-X8

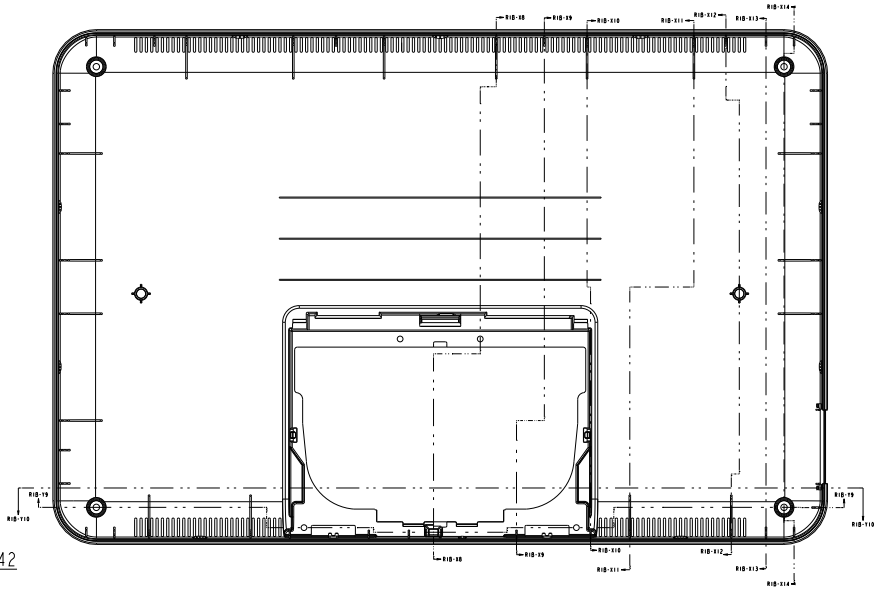

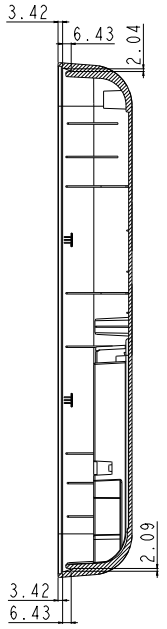

SECTION R1B-X11-R1B-X11

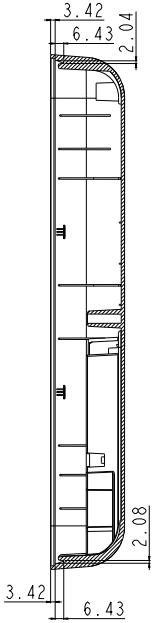

SECTION R1B-X12-R1B-X12

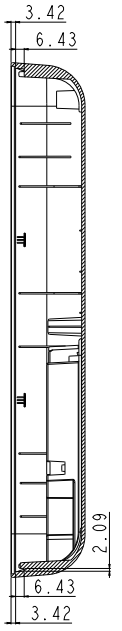

SECTION R1B-X13-R1B-X13

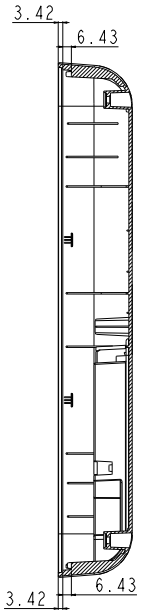

SECTION R1B-X14-R1B-X14

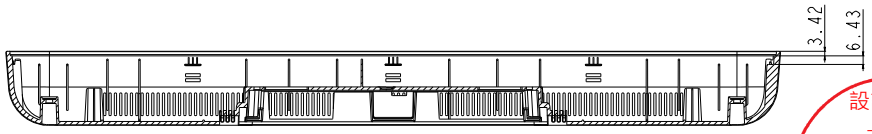

SECTION R1B-Y9-R1B-Y9

設計驗證
工程課
2025 -06- 02
發行
鈺鑽科技開發股份有限公司

RANGE OF DIMENSION	TOLERANCE CLASS DESIGNATION V		
	fine	medium	coarse
UP TO 3	±0.05	±0.1	±0.2
OVER 3-6	±0.05	±0.1	±0.1
OVER 6-30	±0.1	±0.2	±0.5
OVER 30-120	±0.15	±0.3	±0.8
OVER 120-400	±0.2	±0.5	±1.2
OVER 400-1000	±0.3	±0.8	±2.0
OVER 1000-2000	±0.5	±1.2	±3.0
OVER 2000-4000	-	±2.0	±8.0
ANGLE ±1° (±1.75/100)			

THIRD ANGLE PROJECTION

UNITS: mm	SCALE: 1/1	SHEET: 4 OF 4	MODEL NO.: RGT2422AM11		
MATERIAL:	FR3010	TREATMENT:	TEXTURE MT11010		
DSGD by	JOSEPH	2025-01-06	PART NAME:	REAR COVER(NEW EPIQ)	
CHK by	LASLIE	2025-01-06	DIVA P/N:	3MD698P1010	
APVD by	LASLIE	2025-01-06	Qisda NO.:	3J.6HT01.A11	
APVD NO.:	(M3514)	3D FILE NAME:	24_14601_REAR_COVER	DIVA Laboratories ,Ltd.	

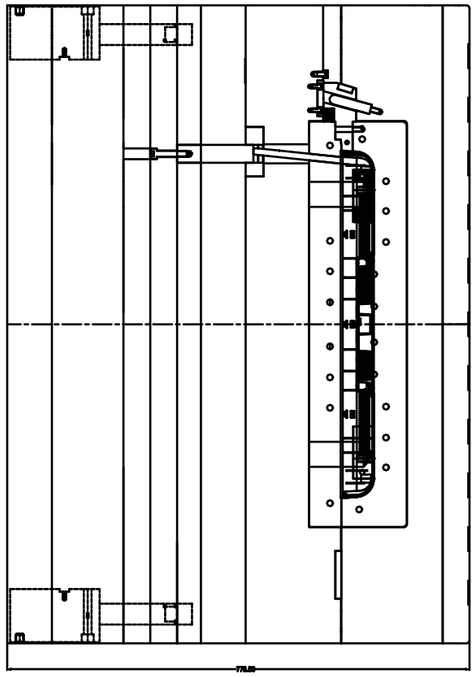

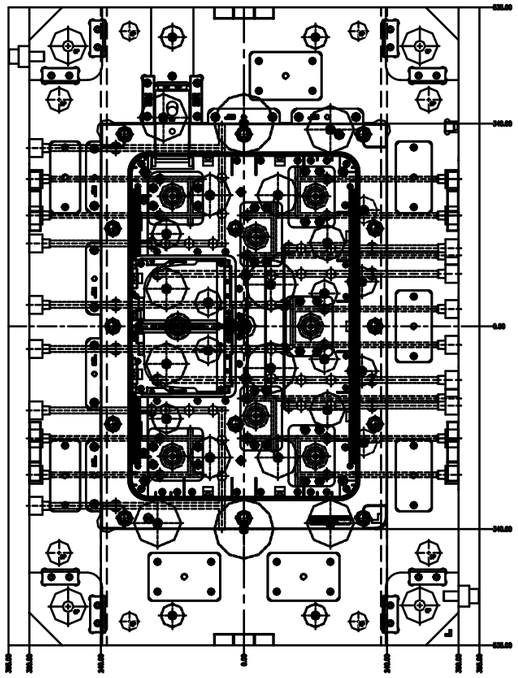

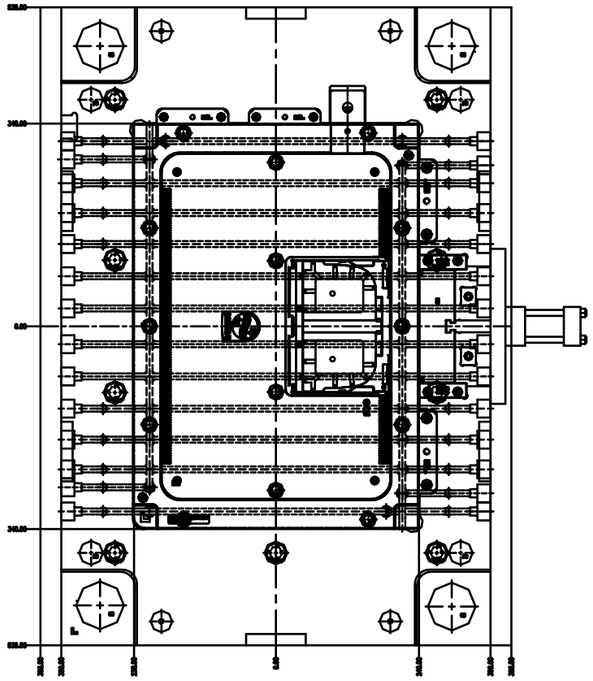

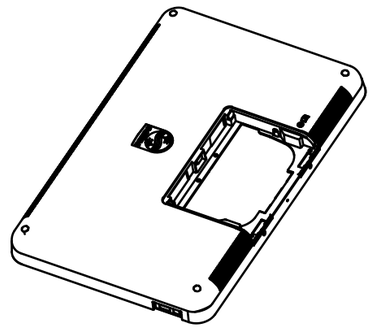

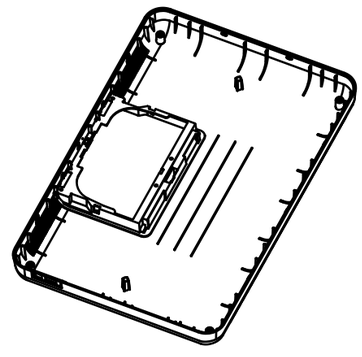

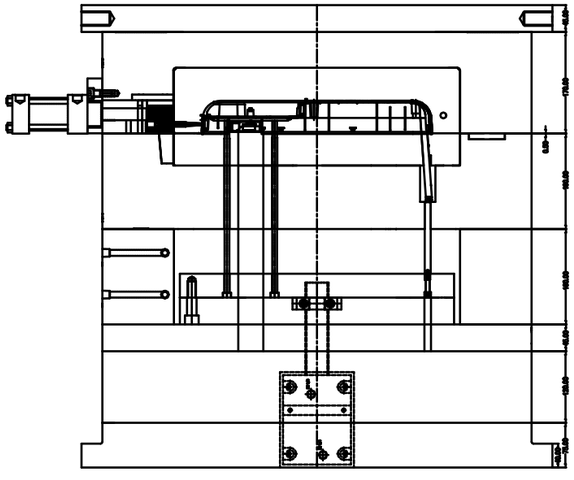

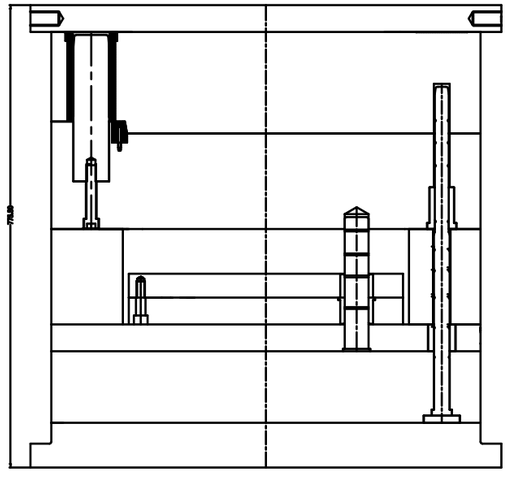

客戶 CUSTOMER	Diva		模號 MODEL NO.		RGT2422AMII
品名 TITLE: RC			圖號 DWG. NO.		CH24122-ASM
			模號 MOLD. NO.		CH24122
			塑料 MATERIAL		
設計 DES	刘锋	日期 DATE	縮水率 SHRINKAGE	5/1000	視圖法 SRD
校對 CKD		日期 DATE	單位 UNIT	比例 SCALE	
核准 APR		日期 DATE	M/M IN		試模日期TRIAL SHOT DATE
苏州进宏钢模制造有限公司 Suzhou Chinhon Mould Manufacture Corp.			張次 SHEET	/	
			更改 REV		
			備注 REMARK		

Qisda

Dimension Approval Sheet

Model Name:	RGT2422AMII	**Sample Approval Sheet NO.:**	
Part Name:	RC RGT2422AMII	**Material:**	PC/ABS FR3010 HF 010923
Part Number:	3J.6HT01.A11 **REV:** A0	**Color:**	WHITE
Vendor:	DQ9	**Date:**	2025.4.30

Inspection Gauge:

Coordinate Measuring Machine	(CMM)	Micro Scope	(M)	Radius Gauge	
Caliper	(C)	Height Gauge	(HG)	Block Gauge	
Micrometer	(M)	Projector	(P)	Visual	
Pin Gauge	(PG)	Thickness Gauge	(T)	Lever Type Dial Test	

Distribution

R&D	
QC	
Purchase	
Vendor	

Vendor Input **Low** **High**

If the Range is Greater Than 50% of the Total Tolerance the Cell will be RED

Item	Dim. Loc.	Gage Code	Cav. No	Spec.	Upper Tol	Lower Tol	Upper Limit	Lower Limit		Sample 1#	Sample 2#	Sample 3#	RD Check	Average	Status	Range	Disposition	Comments
1	C3	P	1	580.13	0.4	0.4	580.53	579.73		580.120	580.120	580.080	580.040	580.09	OK	0.033		
2	E6	P	1	385.53	0.3	0.3	385.83	385.23		385.530	385.550	385.567	385.560	385.55175	OK	0.014		
3	C1	HG	1	55.4	0.8	0.3	56.2	55.1		55.420	55.430	55.460	55.420	55.4325	OK	0.016		
4	A5	CMM	1	1.53	0.1	0.1	1.63	1.43		1.490	1.480	1.460	1.460	1.4725	OK	0.013		
5	A5	HG	1	19.41	0.2	0.2	19.61	19.21		19.393	19.425	19.358	19.520	19.423875	OK	0.060		
6	A5	C	1	3.1	0.1	0.1	3.2	3		3.140	3.150	3.160	3.140	3.1475	OK	0.008		
7	A6	HG	1	19.25	0.5	0.2	19.75	19.05		19.283	19.256	19.275	19.240	19.263375	OK	0.017		
8	B1	HG	1	19.25	0.5	0.2	19.75	19.05		19.231	19.240	19.228	19.246	19.236125	OK	0.007		
9	C2	TH	1	0	0.5	0.5	0.5	-0.5		0.400	0.500	0.500	0.050	0.3625	OK	0.185		
10	F3	P		1.92	0.1	0.1	2.02	1.82		1.886	1.876	1.892	1.860	1.8785	OK	0.012		
11	F3	P		15.6	0.2	0.2	15.8	15.4		15.610	15.635	15.630	15.640	15.62875	OK	0.011		
12	F4	P		24.4	0.2	0.2	24.6	24.2		24.369	24.253	24.335	24.339	24.324	OK	0.043		
13	F4	P		15.6	0.2	0.2	15.8	15.4		15.642	15.635	15.622	15.674	15.64325	OK	0.019		
14	F4	P		1.92	0.1	0.1	2.02	1.82		1.927	1.936	1.964	1.950	1.94425	OK	0.014		
15	F2	P		370.07	0.5	0.5	370.57	369.57		370.221	370.268	370.324	370.290	370.27575	OK	0.037		
16	F2	P		290.07	0.5	0.5	290.57	289.57		290.270	290.240	290.350	290.360	290.305	OK	0.051		
17	F2	P		210.07	0.5	0.5	210.57	209.57		210.251	210.350	210.310	210.420	210.33275	OK	0.061		
18	G1	HG		26.2	0.2	0.2	26.4	26		26.298	26.158	26.306	26.342	26.27605	OK	0.070		
19	G3	P		5.5	0.1	0.1	5.6	5.4		5.438	5.456	5.454	5.490	5.4595	OK	0.019		
20	G3	PIN		2	0.1	0.1	2.1	1.9		1.920	1.926	1.934	1.950	1.9325	OK	0.011		
21	G4	P		16.1	0.2	0.2	16.3	15.9		16.141	16.166	16.125	16.120	16.138	OK	0.018		
22	G5	P		5.5	0.1	0.1	5.6	5.4		5.428	5.450	5.467	5.432	5.44425	OK	0.016		
23	G5	P		16.9	0.2	0.2	17.1	16.7		16.760	16.756	16.715	16.750	16.74525	OK	0.018		
24	G4	P		229.48	0.5	0.5	229.98	228.98		229.222	229.246	229.340	229.320	229.282	OK	0.049		
25	G5	CMM		2.82	0.1	0.1	2.92	2.72		2.860	2.880	2.840	2.860	2.86	OK	0.014		
26	G6	C		14.8	0.1	0.1	14.9	14.7		14.880	14.860	14.830	14.860	14.8575	OK	0.018		
27	H6	HG		19.25	0.05	0.2	19.3	19.05		19.226	19.215	19.245	19.240	19.231375	OK	0.012		
28	H4	HG		26.2	0.2	0.2	26.4	26		26.224	26.284	26.324	26.346	26.2945	OK	0.046		
29	H4	HG		3.4	0.1	0.1	3.5	3.3		3.416	3.435	3.425	3.446	3.43055	OK	0.011		
30	H4	HG		2.6	0.1	0.1	2.7	2.5		2.583	2.596	2.624	2.678	2.620325	OK	0.036		
31	H2	C		26.7	0.2	0.2	26.9	26.5		26.710	26.735	26.726	26.753	26.731	OK	0.016		
32	H1	HG		19.25	0.05	0.2	19.3	19.05		19.254	19.263	19.240	19.274	19.25775	OK	0.012		
33	E7	P		10.39	0.05	0.2	10.44	10.19		10.350	10.320	10.250	10.260	10.295	OK	0.042		
34	E7	P		54.91	0.1	0.2	55.01	54.71		54.875	54.820	54.826	54.825	54.8365	OK	0.022		
35	F7	P		10.39	0.05	0.2	10.44	10.19		10.390	10.260	10.350	10.260	10.315	OK	0.057		
36-1	B10	P		515	0.8	0.8	515.8	514.2		514.785	514.825	514.890	514.836	514.834	OK	0.037		
36-2	B10	P		515	0.8	0.8	515.8	514.2		514.814	514.860	514.950	514.825	514.86225	OK	0.053		
37	C10	P		218.88	0.1	0.1	218.98	218.78		218.794	218.860	218.863	218.841	218.8395	OK	0.028		
38	C10	P		204	0.5	0.5	204.5	203.5		203.967	203.952	203.935	203.924	203.9445	OK	0.016		
40-1	E12	P		330	0.5	0.5	330.5	329.5		329.895	329.920	329.990	329.960	329.94125	OK	0.036		
40-2	E12	P		330	0.5	0.5	330.5	329.5		329.867	329.940	329.860	329.840	329.87675	OK	0.038		
41-1	E12	P		141.3	0.5	0.5	141.8	140.8		141.337	141.365	141.428	141.426	141.389	OK	0.039		
41-2	E13	P		141.3	0.5	0.5	141.8	140.8		141.376	141.426	141.453	141.395	141.4125	OK	0.029		
42-1	F8	C		4.8	0.1	0.1	4.9	4.7		4.750	4.720	4.780	4.750	4.75	OK	0.021		
42-2	F8	C		4.8	0.1	0.1	4.9	4.7		4.760	4.770	4.760	4.760	4.7625	OK	0.004		
42-3	F8	C		4.8	0.1	0.1	4.9	4.7		4.720	4.760	4.756	4.750	4.7465	OK	0.016		
42-4	F8	C		4.8	0.1	0.1	4.9	4.7		4.730	4.730	4.760	4.720	4.735	OK	0.015		
43-1	F9	P		4.3	0.2	0.2	4.5	4.1		4.327	4.356	4.367	4.360	4.3525	OK	0.015		
43-2	F9	P		4.3	0.2	0.2	4.5	4.1		4.310	4.326	4.327	4.350	4.32825	OK	0.014		
43-3	F9	P		4.3	0.2	0.2	4.5	4.1		4.352	4.395	4.360	4.320	4.35675	OK	0.027		
43-4	F9	P		4.3	0.2	0.2	4.5	4.1		4.288	4.295	4.316	4.310	4.30225	OK	0.011		
44	F10	P		98	0.3	0.3	98.3	97.7		97.923	97.965	97.980	97.970	97.9595	OK	0.022		
45	F10	P		201	0.5	0.5	201.5	200.5		201.022	201.060	201.090	201.120	201.073	OK	0.036		

Qisda

Dimension Approval Sheet

Model Name:	RGT2422AMII	**Sample Approval Sheet NO.:**	
Part Name:	RC RGT2422AMII	**Material:**	PC/ABS FR3010 HF 010923
Part Number:	3J.6HT01.A11 **REV:** A0	**Color:**	WHITE
Vendor:	DQ9	**Date:**	2025.4.30

Inspection Gauge:

Coordinate Measuring Machine	(CMM)	Micro Scope	(M)	Radius Gauge	
Caliper	(C)	Height Gauge	(HG)	Block Gauge	
Micrometer	(M)	Projector	(P)	Visual	
Pin Gauge	(PG)	Thickness Gauge	(T)	Lever Type Dial Test	

Distribution

R&D	
QC	
Purchase	
Vendor	

Vendor Input **Low** **High**

If the Range is Greater Than 50% of the Total Tolerance the Cell will be RED

Item	Dim. Loc.	Gage Code	Cav. No	Spec.	Upper Tol	Lower Tol	Upper Limit	Lower Limit		Sample 1#	Sample 2#	Sample 3#	RD Check	Average	Status	Range	Disposition	Comments
46	G10	P		221.03	0.15	0.1	221.18	220.93		221.097	221.000	221.120	221.140	221.08925	OK	0.054		
47	G10	P		231.11	0.1	0.1	231.21	231.01		231.027	231.060	231.080	231.160	231.08175	OK	0.049		
48	E10	P	1	11	0.2	0.2	11.2	10.8		10.897	10.995	10.946	10.938	10.944	OK	0.035		
49	A3	P	2	2.04	0.1	0.1	2.14	1.94		2.025	2.030	2.050	2.060	2.04125	OK	0.014		
50	A3	HG	2	6.43	0.2	0.2	6.63	6.23		6.440	6.410	6.480	6.420	6.43745	OK	0.027		
51	A3	HG	2	3.42	0.1	0.1	3.52	3.32		3.390	3.420	3.460	3.490	3.439925	OK	0.038		
52	A8	P	2	2.04	0.1	0.1	2.14	1.94		2.071	2.090	2.030	2.060	2.06275	OK	0.022		
53	A8	HG	2	6.43	0.2	0.2	6.63	6.23		6.422	6.460	6.480	6.450	6.453	OK	0.021		
54	A8	HG		3.42	0.1	0.1	3.52	3.32		3.473	3.452	3.400	3.420	3.43625	OK	0.028		
55	B8	P		2.04	0.1	0.1	2.14	1.94		2.104	2.086	2.090	2.070	2.0875	OK	0.012		
56	B8	HG		6.43	0.2	0.2	6.63	6.23		6.350	6.320	6.340	6.330	6.33505	OK	0.011		
57	B8	HG		3.42	0.1	0.1	3.52	3.32		3.437	3.412	3.460	3.480	3.447175	OK	0.025		
58	B7	C		8.15	0.2	0.2	8.35	7.95		8.120	8.250	8.230	8.210	8.2025	OK	0.050		
59	B6	P		1.97	0.1	0.1	2.07	1.87		1.990	1.960	1.970	1.980	1.975	OK	0.011		
60	B6	P		14.8	0.2	0.2	15	14.6		14.860	14.880	14.870	14.850	14.865	OK	0.011		
61	B5	P		14.8	0.2	0.2	15	14.6		14.860	14.870	14.890	14.820	14.86	OK	0.025		
62	B5	P		1.97	0.1	0.1	2.07	1.87		2.023	2.030	2.040	2.010	2.02575	OK	0.011		
63	B3	P		2.04	0.1	0.1	2.14	1.94		2.058	2.056	2.045	2.030	2.04725	OK	0.011		
64	B3	HG		6.43	0.2	0.2	6.63	6.23		6.469	6.450	6.430	6.460	6.4523	OK	0.015		
65	B3	HG		3.42	0.2	0.2	3.62	3.22		3.385	3.420	3.415	3.446	3.416575	OK	0.022		
66	B3	P		1.66	0.1	0.1	1.76	1.56		1.648	1.625	1.658	1.648	1.644625	OK	0.012		
67	C3	HG		7.08	0.2	0.2	7.28	6.88		7.118	7.160	7.140	7.160	7.1445	OK	0.017		
68	C3	P		3.42	0.1	0.1	3.52	3.32		3.422	3.416	3.450	3.420	3.427	OK	0.013		
69	C8	HG		3.42	0.1	0.1	3.52	3.32		3.362	3.370	3.390	3.342	3.365875	OK	0.017		
70	C8	HG		7.08	0.2	0.2	7.28	6.88		7.194	7.156	7.189	7.165	7.176	OK	0.016		
71	C8	P		1.66	0.1	0.1	1.76	1.56		1.651	1.625	1.674	1.624	1.643425	OK	0.021		
72	F5	C		7.51	0.2	0.2	7.71	7.31		7.540	7.520	7.540	7.530	7.5325	OK	0.008		
73	F6	C		7.51	0.2	0.2	7.71	7.31		7.510	7.530	7.540	7.520	7.525	OK	0.011		
74	C3	HG		3.42	0.1	0.1	3.52	3.32		3.516	3.426	3.464	3.468	3.468375	OK	0.032		
75	C3	HG		7.08	0.2	0.2	7.28	6.88		7.147	7.156	7.150	7.130	7.14575	OK	0.010		
76	C2	P		1.76	0.1	0.1	1.86	1.66		1.722	1.735	1.760	1.740	1.73925	OK	0.014		
77	E2	HG		1.51	0.1	0.1	1.61	1.41		1.510	1.530	1.540	1.520	1.525075	OK	0.011		
78	E2	P		2.46	0.1	0.1	2.56	2.36		2.533	2.560	2.553	2.510	2.539	OK	0.019		
79	F3	HP		7.08	0.2	0.2	7.28	6.88		7.137	7.145	7.128	7.140	7.1375	OK	0.006		
80	F3	P		1.46	0.1	0.1	1.56	1.36		1.452	1.423	1.428	1.490	1.448175	OK	0.026		
81	F3	P		3.42	0.1	0.1	3.52	3.32		3.388	3.362	3.375	3.420	3.3862	OK	0.022		
82	F2	HG		3.42	0.1	0.1	3.52	3.32		3.441	3.460	3.472	3.460	3.45825	OK	0.011		
83	F2	HG		7.08	0.2	0.2	7.28	6.88		7.180	7.160	7.180	7.120	7.16	OK	0.024		
84	F2	P		1.46	0.1	0.1	1.56	1.36		1.406	1.426	1.426	1.460	1.42945	OK	0.019		
85	E1	P		2.03	0.1	0.1	2.13	1.93		1.970	1.990	1.970	1.950	1.970075	OK	0.014		
86	E1	P		2.52	0.1	0.1	2.62	2.42		2.558	2.567	2.548	2.560	2.55825	OK	0.007		
87	D1	C		2.6	0.1	0.1	2.7	2.5		2.640	2.580	2.620	2.610	2.6125	OK	0.022		
88	C1	P		1.76	0.1	0.1	1.86	1.66		1.716	1.760	1.720	1.730	1.7315	OK	0.017		
89	C1	HG		7.08	0.2	0.2	7.28	6.88		7.200	7.180	7.160	7.140	7.17	OK	0.022		
90	C2	HG		3.42	0.1	0.1	3.52	3.32		3.492	3.468	3.452	3.460	3.46795	OK	0.015		
91	G3	HG		3.42	0.1	0.1	3.52	3.32		3.417	3.425	3.429	3.425	3.423925	OK	0.004		
92	G3	HG		7.08	0.2	0.2	7.28	6.88		7.119	7.200	7.156	7.200	7.16875	OK	0.034		
93	G3	P		1.46	0.1	0.1	1.56	1.36		1.455	1.425	1.452	1.425	1.4393	OK	0.014		
94	G8	P		1.46	0.1	0.1	1.56	1.36		1.477	1.472	1.468	1.472	1.472125	OK	0.003		
95	F8	HG		7.08	0.2	0.2	7.28	6.88		7.177	7.124	7.155	7.124	7.145	OK	0.022		
96	F8	HG		3.42	0.1	0.1	3.52	3.32		3.428	3.426	3.451	3.426	3.4328	OK	0.011		
97	G3	HG		3.42	0.1	0.1	3.52	3.32		3.463	3.475	3.465	3.475	3.46955	OK	0.005		
99	G3	HG		6.43	0.2	0.2	6.63	6.23		6.493	6.486	6.485	6.486	6.48755	OK	0.003		

Qisda

Dimension Approval Sheet

Model Name:	RGT2422AMII	**Sample Approval Sheet NO.:**	
Part Name:	RC RGT2422AMII	**Material:**	PC/ABS FR3010 HF 010923
Part Number:	3J.6HT01.A11 **REV:** A0	**Color:**	WHITE
Vendor:	DQ9	**Date:**	2025.4.30

Inspection Gauge:

Coordinate Measuring Machine	(CMM)	Micro Scope	(M)	Radius Gauge	
Caliper	(C)	Height Gauge	(HG)	Block Gauge	
Micrometer	(M)	Projector	(P)	Visual	
Pin Gauge	(PG)	Thickness Gauge	(T)	Lever Type Dial Test	

Distribution

R&D	
QC	
Purchase	
Vendor	

Vendor Input | **Low** | **High**

If the Range is Greater Than 50% of the Total Tolerance the Cell will be RED

Item	Dim. Loc.	Gage Code	Cav. No	Spec.	Upper Tol	Lower Tol	Upper Limit	Lower Limit		Sample 1#	Sample 2#	Sample 3#	RD Check	Average	Status	Range	Disposition	Comments
100	G3	P		2.04	0.1	0.1	2.14	1.94		2.000	2.010	2.020	2.010	2.01	OK	0.007		
101	G3	P		2.04	0.1	0.1	2.14	1.94		2.002	2.013	2.020	2.013	2.012	OK	0.006		
102	G8	HG		6.43	0.2	0.2	6.63	6.23		6.357	6.362	6.385	6.362	6.366375	OK	0.011		
103	G8	HG		3.42	0.1	0.1	3.52	3.32		3.371	3.365	3.374	3.365	3.36875	OK	0.004		
104	F9	HG		7.08	0.2	0.2	7.28	6.88		7.170	7.160	7.152	7.160	7.1605	OK	0.006		
105	F8	HG		3.42	0.1	0.1	3.52	3.32		3.400	3.420	3.405	3.420	3.4112	OK	0.009		
106	G8	P		1.46	0.1	0.1	1.56	1.36		1.407	1.425	1.438	1.425	1.42375	OK	0.011		
107	E9	P		2.46	0.1	0.1	2.56	2.36		2.548	2.536	2.524	2.536	2.536	OK	0.008		
108	E9	P		1.46	0.1	0.1	1.56	1.36		1.546	1.535	1.528	1.535	1.536	OK	0.006		
109	C9	P		1.76	0.1	0.1	1.86	1.66		1.709	1.726	1.735	1.726	1.723875	OK	0.010		
110	C8	HG		3.42	0.1	0.1	3.52	3.32		3.432	3.425	3.460	3.425	3.43555	OK	0.014		
111	C9	HG		7.08	0.2	0.2	7.28	6.88		7.193	7.203	7.201	7.203	7.2	OK	0.004		
112	F10	HG		3.42	0.1	0.1	3.52	3.32		3.441	3.445	3.467	3.445	3.449375	OK	0.010		
113	F10	HG		16.28	0.2	0.2	16.48	16.08		16.211	16.216	16.245	16.216	16.22205	OK	0.013		
114	F10	P		2.15	0.1	0.1	2.25	2.05		2.143	2.140	2.050	2.140	2.11825	OK	0.039		
115	F11	HG		2.15	0.1	0.1	2.25	2.05		2.147	2.135	2.164	2.135	2.145125	OK	0.012		
116	F11	HG		3.42	0.1	0.1	3.52	3.32		3.396	3.402	3.416	3.402	3.403875	OK	0.007		
117	F12	HG	2	16.23	0.2	0.2	16.43	16.03		16.194	16.174	16.187	16.174	16.1822	OK	0.009		
118	A3	P	3	2.04	0.1	0.1	2.14	1.94		2.064	2.052	2.051	2.052	2.05475	OK	0.005		
119	A3	HG	3	6.43	0.2	0.2	6.63	6.23		6.454	6.462	6.412	6.462	6.44745	OK	0.021		
120	A3	HG		3.42	0.1	0.1	3.52	3.32		3.477	3.425	3.462	3.425	3.44725	OK	0.023		
121	A8	HG		3.42	0.1	0.1	3.52	3.32		3.496	3.501	3.486	3.501	3.49595	OK	0.006		
122	A8	HG		6.43	0.2	0.2	6.63	6.23		6.387	6.362	6.345	6.362	6.363875	OK	0.015		
123	A8	P		2.04	0.1	0.1	2.14	1.94		1.991	2.042	2.012	2.042	2.02175	OK	0.022		
124	B7	P		2.04	0.1	0.1	2.14	1.94		1.941	1.952	1.963	1.952	1.952	OK	0.008		
125	B8	HG		6.43	0.2	0.2	6.63	6.23		6.390	6.406	6.410	6.406	6.402875	OK	0.008		
126	B8	HG		3.42	0.1	0.1	3.52	3.32		3.427	3.430	3.435	3.430	3.43055	OK	0.003		
127	B3	HG		3.42	0.1	0.1	3.52	3.32		3.482	3.495	3.476	3.495	3.487075	OK	0.008		
128	B3	HG		6.43	0.2	0.2	6.63	6.23		6.449	6.465	6.478	6.465	6.4642	OK	0.010		
129	B3	P		2.04	0.1	0.1	2.14	1.94		2.021	2.024	2.041	2.024	2.0275	OK	0.008		
130	B3	P		2.04	0.1	0.1	2.14	1.94		1.942	1.986	1.975	1.986	1.97225	OK	0.018		
131	C3	HG		6.43	0.2	0.2	6.63	6.23		6.441	6.425	6.441	6.425	6.433	OK	0.008		
132	C3	HG		3.42	0.1	0.1	3.52	3.32		3.412	3.436	3.441	3.436	3.43125	OK	0.011		
133	C8	HG		3.42	0.1	0.1	3.52	3.32		3.450	3.442	3.426	3.442	3.44	OK	0.009		
134	C8	HG		6.43	0.2	0.2	6.63	6.23		6.430	6.426	6.432	6.426	6.428575	OK	0.003		
135	B7	P		2.04	0.1	0.1	2.14	1.94		1.948	1.986	1.975	1.986	1.97375	OK	0.016		
136	E8	P		2.51	0.2	0.1	2.71	2.41		2.622	2.602	2.634	2.602	2.615	OK	0.014		
137	G7	P		2.51	0.2	0.1	2.71	2.41		2.662	2.620	2.632	2.620	2.6335	OK	0.017		
138	C3	HG		3.42	0.1	0.1	3.52	3.32		3.373	3.389	3.341	3.389	3.372875	OK	0.020		
139	C3	HG		6.43	0.2	0.2	6.63	6.23		6.396	6.398	6.421	6.398	6.403175	OK	0.010		
140	F3	HG		3.42	0.1	0.1	3.52	3.32		3.374	3.389	3.378	3.389	3.382375	OK	0.007		
141	F3	HG		6.43	0.2	0.2	6.63	6.23		6.476	6.486	6.475	6.486	6.48075	OK	0.005		
148	F3	HG		3.42	0.1	0.1	3.52	3.32		3.363	3.376	3.385	3.376	3.375	OK	0.008		
149	F3	HG		6.43	0.2	0.2	6.63	6.23		6.430	6.415	6.423	6.415	6.420625	OK	0.006		
150	F2	P		2.09	0.1	0.1	2.19	1.99		1.991	1.998	2.014	1.998	2.00025	OK	0.008		
152	C2	HG		6.43	0.2	0.2	6.63	6.23		6.430	6.426	6.418	6.426	6.425	OK	0.004		
153	C3	HG		3.42	0.1	0.1	3.52	3.32		3.382	3.396	3.402	3.396	3.394	OK	0.007		
154	C1	HG		3.42	0.1	0.1	3.52	3.32		3.420	3.416	3.452	3.416	3.426	OK	0.015		
155	C1	HG		6.43	0.2	0.2	6.63	6.23		6.444	6.428	6.437	6.428	6.434175	OK	0.007		
156	C1	P		2.04	0.1	0.1	2.14	1.94		2.019	2.026	2.034	2.026	2.02625	OK	0.005		
157	F1	P		2.08	0.1	0.1	2.18	1.98		1.988	2.049	2.034	2.049	2.03	OK	0.025		
158	F1	HG		6.43	0.2	0.2	6.63	6.23		6.461	6.472	6.475	6.472	6.469925	OK	0.005		
159	F2	HG		3.42	0.1	0.1	3.52	3.32		3.398	3.396	3.418	3.396	3.40205	OK	0.009		

Qisda

Dimension Approval Sheet

Model Name:	RGT2422AMII	**Sample Approval Sheet NO.:**	
Part Name:	RC RGT2422AMII	**Material:**	PC/ABS FR3010 HF 010923
Part Number:	3J.6HT01.A11 **REV:** A0	**Color:**	WHITE
Vendor:	DQ9	**Date:**	2025.4.30

Inspection Gauge:

Coordinate Measuring Machine	(CMM)	Micro Scope	(M)	Radius Gauge	
Caliper	(C)	Height Gauge	(HG)	Block Gauge	
Micrometer	(M)	Projector	(P)	Visual	
Pin Gauge	(PG)	Thickness Gauge	(T)	Lever Type Dial Test	

Distribution

R&D	
QC	
Purchase	
Vendor	

Vendor Input | **Low** | **High**

If the Range is Greater Than 50% of the Total Tolerance the Cell will be RED

Item	Dim. Loc.	Gage Code	Cav. No	Spec.	Upper Tol	Lower Tol	Upper Limit	Lower Limit		Sample 1#	Sample 2#	Sample 3#	RD Check	Average	Status	Range	Disposition	Comments
160	C8	HG		3.42	0.1	0.1	3.52	3.32		3.474	3.482	3.465	3.482	3.475825	OK	0.007		
161	C8	HG		6.43	0.2	0.2	6.63	6.23		6.432	6.435	6.415	6.435	6.4294	OK	0.008		
162	D8	P		2.04	0.1	0.1	2.14	1.94		2.055	2.051	2.054	2.051	2.05275	OK	0.002		
163	F8	P		2.08	0.1	0.1	2.18	1.98		1.994	2.026	2.017	2.026	2.01575	OK	0.013		
164	F8	HG		6.43	0.2	0.2	6.63	6.23		6.375	6.387	6.352	6.387	6.375125	OK	0.014		
165	F8	HG		3.42	0.1	0.1	3.52	3.32		3.437	3.452	3.421	3.452	3.440375	OK	0.013		
166	F9	HG		3.42	0.1	0.1	3.52	3.32		3.456	3.452	3.421	3.452	3.44525	OK	0.014		
167	F9	HG		6.43	0.2	0.2	6.63	6.23		6.389	6.412	6.432	6.412	6.411125	OK	0.015		
168	F10	P		2.09	0.1	0.1	2.19	1.99		2.048	2.035	2.062	2.035	2.045	OK	0.011		
169	D10	P		2.04	0.1	0.1	2.14	1.94		2.041	2.031	2.045	2.031	2.037	OK	0.006		
170	C9	HG		6.43	0.2	0.2	6.63	6.23		6.402	6.406	6.411	6.406	6.406125	OK	0.003		
171	D9	HG		3.42	0.1	0.1	3.52	3.32		3.509	3.456	3.485	3.456	3.4765	OK	0.022		
172	C10	HG		3.42	0.1	0.1	3.52	3.32		3.485	3.462	3.487	3.462	3.473875	OK	0.012		
173	C10	HG		6.43	0.2	0.2	6.63	6.23		6.394	6.402	6.418	6.402	6.404	OK	0.009		
174	C11	P		2.04	0.1	0.1	2.14	1.94		2.027	2.036	2.035	2.036	2.0335	OK	0.004		
175	F11	P		2.09	0.1	0.1	2.19	1.99		2.029	2.034	2.035	2.034	2.033	OK	0.002		
176	F10	HG		6.43	0.2	0.2	6.63	6.23		6.441	6.412	6.435	6.412	6.424875	OK	0.013		
177	F10	HG		3.42	0.1	0.1	3.52	3.32		3.478	3.452	3.466	3.452	3.461875	OK	0.011		
178	F12	HG		3.42	0.1	0.1	3.52	3.32		3.425	3.426	3.445	3.426	3.430575	OK	0.008		
179	F12	HG		6.43	0.2	0.2	6.63	6.23		6.462	6.425	6.435	6.425	6.43675	OK	0.015		
180	F12	P		2.09	0.1	0.1	2.19	1.99		2.025	2.046	2.035	2.046	2.038	OK	0.009		
181	C12	P		2.04	0.2	0.2	2.24	1.84		2.100	2.080	2.070	2.080	2.0825	OK	0.011		
182	C12	HG		6.43	0.2	0.2	6.63	6.23		6.421	6.423	6.350	6.423	6.404175	OK	0.031		
183	C11	HG		3.42	0.2	0.2	3.62	3.22		3.458	3.540	3.520	3.540	3.514425	OK	0.034		
184	G8	HG		3.42	0.1	0.1	3.52	3.32		3.383	3.412	3.425	3.412	3.40795	OK	0.015		
185	G3	HG		3.42	0.1	0.1	3.52	3.32		3.420	3.410	3.416	3.410	3.41395	OK	0.004		
186	G3	HG		6.43	0.2	0.2	6.63	6.23		6.490	6.504	6.502	6.504	6.5	OK	0.006		
187	G3	P		2.04	0.1	0.1	2.14	1.94		2.110	2.124	2.131	2.124	2.12225	OK	0.008		
188	H3	HG		3.42	0.1	0.1	3.52	3.32		3.461	3.452	3.425	3.452	3.447575	OK	0.014		
189	H3	HG		6.43	0.2	0.2	6.63	6.23		6.459	6.433	6.458	6.433	6.445375	OK	0.013		
190	H3	P		2.04	0.1	0.1	2.14	1.94		1.994	2.014	2.011	2.014	2.00825	OK	0.008		
191	H8	HG		3.42	0.1	0.1	3.52	3.32		3.382	3.412	3.425	3.412	3.40775	OK	0.016		
192	A8	P		2.09	0.1	0.1	2.19	1.99		2.045	2.042	2.046	2.042	2.04375	OK	0.002		
193	B8	HG		6.43	0.2	0.2	6.63	6.23		6.460	6.452	6.439	6.452	6.4507	OK	0.008		
194	B8	HG		3.42	0.1	0.1	3.52	3.32		3.455	3.451	3.448	3.451	3.4513	OK	0.003		
195	G8	HG		3.42	0.1	0.1	3.52	3.32		3.375	3.379	3.368	3.379	3.375125	OK	0.005		
196	G8	HG		6.43	0.2	0.2	6.63	6.23		6.424	6.415	6.423	6.415	6.41925	OK	0.004		
197	C1	P		2.04	0.1	0.1	2.14	1.94		2.110	2.098	2.087	2.098	2.09825	OK	0.008		
198	C1	HG		3.42	0.1	0.1	3.52	3.32		3.378	3.368	3.396	3.368	3.377375	OK	0.011		
199	C1	HG		6.43	0.2	0.2	6.63	6.23		6.487	6.468	6.475	6.468	6.474375	OK	0.008		
200	F1	P		2.09	0.1	0.1	2.19	1.99		2.060	2.040	2.040	2.030	2.0425	OK	0.011		
201	F1	HG		6.43	0.2	0.2	6.63	6.23		6.489	6.471	6.466	6.471	6.474175	OK	0.009		
202	F1	HG		3.42	0.1	0.1	3.52	3.32		3.408	3.416	3.423	3.416	3.415625	OK	0.005		
203	F2	HG		3.42	0.1	0.1	3.52	3.32		3.412	3.406	3.423	3.406	3.4117	OK	0.007		
204	F2	HG		6.43	0.2	0.2	6.63	6.23		6.403	6.425	6.415	6.425	6.41705	OK	0.009		
205	F2	HG		2.09	0.1	0.1	2.19	1.99		2.008	2.010	2.023	2.010	2.01275	OK	0.006		
206	C2	P		2.04	0.1	0.1	2.14	1.94		2.013	2.014	2.046	2.014	2.02175	OK	0.014		
207	C2	HG		3.42	0.1	0.1	3.52	3.32		3.415	3.425	3.416	3.425	3.4203	OK	0.005		
208	C2	HG		2.04	0.1	0.1	2.14	1.94		2.140	2.086	2.098	2.086	2.1025	OK	0.022		
209	C3	HG		3.42	0.1	0.1	3.52	3.32		3.419	3.426	3.435	3.426	3.42655	OK	0.006		
210	C3	HG		6.43	0.2	0.2	6.63	6.23		6.423	6.419	6.428	6.419	6.422175	OK	0.004		
211	C3	P		3.42	0.1	0.1	3.52	3.32		3.370	3.395	3.397	3.395	3.389175	OK	0.011		
212	C9	HG		3.42	0.1	0.1	3.52	3.32		3.410	3.425	3.416	3.425	3.419075	OK	0.006		

Qisda

Dimension Approval Sheet

Model Name:	RGT2422AMII	**Sample Approval Sheet NO.:**	
Part Name:	RC RGT2422AMII	**Material:**	PC/ABS FR3010 HF 010923
Part Number:	3J.6HT01.A11 **REV:** A0	**Color:**	WHITE
Vendor:	DQ9	**Date:**	2025.4.30

Inspection Gauge:

Coordinate Measuring Machine	(CMM)	Micro Scope	(M)	Radius Gauge	
Caliper	(C)	Height Gauge	(HG)	Block Gauge	
Micrometer	(M)	Projector	(P)	Visual	
Pin Gauge	(PG)	Thickness Gauge	(T)	Lever Type Dial Test	

Distribution

R&D	
QC	
Purchase	
Vendor	

Vendor Input | **Low** | **High**

If the Range is Greater Than 50% of the Total Tolerance the Cell will be RED

Item	Dim. Loc.	Gage Code	Cav. No	Spec.	Upper Tol	Lower Tol	Upper Limit	Lower Limit		Sample 1#	Sample 2#	Sample 3#	RD Check	Average	Status	Range	Disposition	Comments
213	C9	HG		6.43	0.2	0.2	6.63	6.23		6.443	6.432	6.425	6.432	6.43305	OK	0.007		
214	C9	P		2.04	0.1	0.1	2.14	1.94		2.077	2.098	2.086	2.098	2.08975	OK	0.009		
215	F9	P		2.09	0.1	0.1	2.19	1.99		2.060	2.040	2.010	2.010	2.03	OK	0.021		
216	F9	HG		6.43	0.2	0.2	6.63	6.23		6.465	6.435	6.452	6.435	6.446825	OK	0.013		
217	F9	HG		3.42	0.1	0.1	3.52	3.32		3.415	3.428	3.437	3.428	3.427	OK	0.008		
218	F10	HG		3.42	0.1	0.1	3.52	3.32		3.413	3.426	3.415	3.426	3.420075	OK	0.006		
219	F10	HG		6.43	0.2	0.2	6.63	6.23		6.487	6.478	6.456	6.478	6.47475	OK	0.011		
220	F10	P		2.08	0.2	0.2	2.28	1.88		2.030	2.040	2.020	2.020	2.0275	OK	0.008		
221	C10	HG		6.43	0.2	0.2	6.63	6.23		6.483	6.462	6.432	6.462	6.45975	OK	0.018		
222	C10	P		2.04	0.1	0.1	2.14	1.94		1.972	1.994	1.986	1.994	1.9865	OK	0.009		
223	C10	HG		3.42	0.1	0.1	3.52	3.32		3.364	3.395	3.386	3.395	3.384875	OK	0.013		
224	C11	HG		3.42	0.1	0.1	3.52	3.32		3.431	3.435	3.426	3.435	3.431625	OK	0.004		
225	C11	HG		6.43	0.2	0.2	6.63	6.23		6.420	6.452	6.416	6.452	6.435	OK	0.017		
226	F11	P		2.09	0.1	0.1	2.19	1.99		2.030	2.070	2.050	2.040	2.0475	OK	0.015		
227	F11	HG		6.43	0.2	0.2	6.63	6.23		6.487	6.472	6.425	6.472	6.464	OK	0.023		
228	F11	HG		3.42	0.1	0.1	3.52	3.32		3.413	3.425	3.412	3.425	3.418825	OK	0.006		
229	F12	HG		3.42	0.2	0.2	3.62	3.22		3.477	3.486	3.467	3.486	3.479	OK	0.008		
230	F12	HG		6.43	0.2	0.2	6.63	6.23		6.402	6.428	6.430	6.428	6.421875	OK	0.012		
231	C12	HG		6.43	0.2	0.2	6.63	6.23		6.408	6.412	6.432	6.412	6.415875	OK	0.009		
232	C12	HG		3.42	0.2	0.2	3.62	3.22		3.428	3.426	3.452	3.426	3.432875	OK	0.011		

Initiator:Smart YM Zou

Reviewed by :Carlos Q Chen

Approve by: Joseph Lu

DIVA 2025/5/15

苏州佳世达精密工业有限公司

工 程	塑胶/组装	檢 驗 標 準 書			
客户	Qisda	圖 號	客户料号:3J.6HT01.A11 本厂料号:3P.18845.A11	模 號	CH24122/QP-1001
機 種	RGT2422	品 名	后壳	模 穴	1



判定分类：CR，重缺；MAJ，主缺；MIN，次缺；品管检验依《品管抽样检验计划管理办法》执行

一.外观，结构，其他部分：

缺点判定	檢查項目	規格值及檢查內容說明	适用性 IPQC	FQC	OQC	作业自检	工具方法
MAJ	1. 环保材料（GP/RoHS）	确认是否属HSF物料清单之料件.	●				目视
MAJ	2. 材质/油墨颜色	PC/ABS FR3010 HF 010923 4L.013Y2.038	●			●	目视
MAJ	3.颜色	与客户或工程样品比对，不可有明显差异.	●			●	目视
MAJ	4.结构与外观	参照样板及客户通用规范	●			●	目视
MAJ	4.1.表面	不可有刮伤、脏污、料花，黑点、混色，缩水	●			●	目视
MAJ	4.2.进点	进点位需剪平，不可高出所在平面。	●			●	目视
MAJ	4.3.柱子\孔位	不可有缺料、包风、披锋、变形等不良.	●			●	目视
MAJ	4.4.组装☆	无漏件	●			●	目视
MAJ	4.5.热熔点	热熔点无晃动、无脱落、无间隙	●			●	目视
MAJ	4.6.Mylar	无漏Mylar，Mylar贴附状态正确	●			●	目视
MAJ	4.7凸点,灰尘,划痕,凹痕,异色点等缺陷☆	P 0.3mm²;点数 2点，点距>70mm	●			●	目视
			●			●	目视
MAJ	物性测试	依客户提供之检测标准.	●			●	目视
MAJ	安规	日期转指针及材质规格,料号指针不可错误,不可偏移.	●			●	目视

文件編號	版本版次	制訂單位	制訂日期	核準	審核	制作	頁次
YH3Q-1938	A0	品质部	2025/5/12			张尧	1/2

苏州佳世达精密工业有限公司

工 程	塑胶	檢 驗 標 準 書			
客户	Qisda	圖 號	客户料号:3J.6HT01.A11 本厂料号:3P.18845.A11	模 號	CH24122/QP-1001
機 種	RGT2422	品 名	后壳	模 穴	1

二、尺寸記錄:

缺点判定	NO	尺寸規格	協定值	測定工具	適用性 制程首件	IPQC/頻率		OQC/IQC
MAJ	1	依照SA图纸		卡尺	●	●	4H/次	

三：包装

缺点判定	檢查項目	規格值及檢查內容說明	适用性 IPQC	FQC	IQC	作业自检	工具方法
MAJ	①外箱標示	核對、檢查制品票內容填寫标示是否正確,檢驗是否有GP/RoHS標示.	●			●	目视
MAJ	②內装	包装方式,數量核對包装規范.	●			●	目视

备注:产品检验依《品管抽樣檢驗計劃管理辦法》执行，AQL：CR 0;MAJ 0.4,MIN 1.5.

四、變更記錄:

NO.	變更標記	變更內容	修订日期	修订人
A2				

文件編號	版本版次	制訂單位	制訂日期	核準	審核	制作	頁次
YH3Q-1938	A0	品质部	2025/5/12			张尧	2/2

UL Product iQ®

Model FR3010 HF +, FR3010 HF + RE

File Number: E41613

Yellow Card™

ALSO CERTIFIED TO IEC REQUIREMENTS

COMPANY

Covestro Deutschland AG [PC Resins]

Chempark
Gebaeude B207
Leverkusen, Nordrhein-Westfalen 51368 Germany

MODEL INFO

Bayblend: FR3010 HF +, FR3010 HF + RE

Polycarbonate/Acrylonitrile Butadiene Styrene (PC/ABS), furnished as pellets
+ – Material designations may be followed by a six digit numerical code denoting color.

FLAMMABILITY PROPERTIES	额定值	测试方法
Flammability		ANSI/UL 94
1.5 mm, Color: ALL	V-0	
2.2 mm, Color: ALL	5VB V-0	
3.0 mm, Color: ALL	5VA V-0	

ISO/IEC FLAMMABILITY PROPERTIES	额定值	测试方法
Flammability		IEC 60695-11-10
1.5 mm, Color: ALL	V-0	
2.2 mm, Color: ALL	V-0	
3.0 mm, Color: ALL	V-0	
Flammability		IEC 60695-11-20
2.2 mm, Color: ALL	5VB	
3.0 mm, Color: ALL	5VA	
Glow Wire Ignition Temperature (GWIT)		IEC 60695-2-13

1.0 mm	850 °C	
1.5 mm	850 °C	
2.2 mm	850 °C	
3.0 mm	850 °C	
Glow Wire Flammability Index (GWFI)		IEC 60695-2-12
1.0 mm	960 °C	
1.5 mm	960 °C	
2.2 mm	960 °C	
3.0 mm	960 °C	

ELECTRICAL PROPERTIES	额定值	测试方法
Hot-wire Ignition (HWI)		UL 746A
0.75 mm	PLC 4	
1.0 mm	PLC 4	
1.5 mm	PLC 3	
2.2 mm	PLC 3	
3.0 mm	PLC 3	
High Amp Arc Ignition (HAI)		UL 746A
0.75 mm	PLC 0	
1.0 mm	PLC 0	
1.5 mm	PLC 0	
2.2 mm	PLC 0	
3.0 mm	PLC 0	
Comparative Tracking Index (CTI)	PLC 0	UL 746A
High Voltage Arc Tracking Rate (HVTR)	PLC 3	
High Voltage, Low Current Arc Resistance	PLC 6	

THERMAL PROPERTIES	额定值	测试方法
Relative Thermal Index - Electrical Strength		UL 746B
1.0 mm	95 °C	
1.5 mm	95 °C	

2.2 mm	95 °C	
3.0 mm	95 °C	
Relative Thermal Index - Mechanical Impact		UL 746B
1.5 mm	85 °C	
2.2 mm	85 °C	
3.0 mm	85 °C	
Relative Thermal Index - Mechanical Strength		UL 746B
1.5 mm	85 °C	
2.2 mm	85 °C	
3.0 mm	90 °C	

Report Date: 1994-04-05
Revision Date: 2022-12-16

并不是所有出现在本数据库中的公司名称和产品都满足了UL 跟踪检验服务的要求。只有带有 UL 标志的产品，才应该被视为经过UL认证，并满足UL 跟踪检验服务的要求。注意查看产品上的标志。

UL 允许在线认证目录中所含材料的复制遵循以下条件：1.指南信息、装配、构造、设计、系统和/或认证（文件）必须在不篡改任何数据（或图纸）的情况下完整且无误导性地呈现。2.“经 UL 允许从在线认证目录转载”声明必须出现在所摘取材料的邻近位置。此外，转载材料必须包含以下格式的版权声明： "©2024 UL LLC."

SA成型条件表

成型厂	DQ9	模具厂	CH	机台类型	电动	螺杆直径	90	版本：	A
机种	RGT2422AMII	料号	3J.6HT01.A11	品名	后壳	机台吨位	1000T	机台编号	E03
模号	CH24122	原料型号	PC+ABS	原料颜色	白色	模具类型	热流道	成型日期	2025/4/29

成型资讯及参数

温 度 设 定

烘料温度	80℃
烘料时间	2Hrs

段数	射嘴	一段	二段	三段	四段	五段	六段	
温度(℃)	265	265	260	255	235			
模温(℃)	设定	A	B	C	D			
公模	机水							
母模	70度							
温控箱温度设定								

成品重量	1040G	料头重量	18G
模穴数	1穴		

时序设定		1	2	3	4	5	6	7	8	9
	闭	3.5	2.2	3.5				2.5	2.5	3
	开	12	2	12						

氮气设定		延时	1	2	3	4	5	6	7
	时间		3						
	压力		6.5						

10
0
4

时 间 压 力 速 度 设 定

锁模压力	9500

射 出	一段	二段	三段	四段	五段	六段
压 力	200	3.34				
速 度	45	40	50	55		
射出位置	184	170	120	55		

切换方式	位置			保压切换	37
保 压	一段	二段	三段	四段	射出时间	8
保压压力	55	60	75	85	冷却时间	55
保压时间	1.5	1.5	2		成型周期	117

背压/射终	15/3.13	计量/松退	180/3.5
是否全自动	□是 □否		

水路图

公模 操作侧

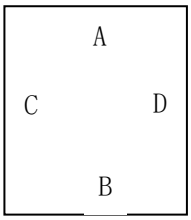

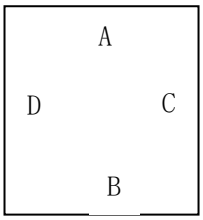

母模 操作侧

佳世达TE审核： 冯浩　　成型主管：梁明　　工程：余新永　　技术员： 王锦兵

厂商	**博冠/科思创**
中文品名	双酚A-聚碳酸酯/丙烯腈-丁二烯-苯乙烯共聚物
品牌类型	境外品牌（其他）
外观	白色不透明颗粒状
成分含量	聚碳酸酯70%,丙烯腈-丁二烯-苯乙烯共聚物15%，阻燃剂等添加剂15%
底料来源	新料
品牌	拜本兰 BAYBLEND
型号	FR3010HF 010923
CAS	25037-45-0
供应商出口HS	39074400090

AP_GP BOM Report

Qisda P/N	3J.6HT01.A11
Qisda Item description	RC RGT2422AMII
Maker	Qisda Molding Factory
Maker P/N	3J.6HT01.A11
Create date	2025/05/21

Component type	Description	Supplier	Subpart type	Subpart Description	Subpart Supplier	Sample Description	Remark	Report No.	Test Date	Cd	Pb	Hg	Cr6+	PBBs/PBDEs	Br	Cl	Br+Cl	DIBP	DEHP	BBP	DBP	F	I	Exemptions
Plastic Housing	FR3010HF 白色	航耀	Plastic Resin of Housing	FR3010HF 白色	航耀	白色塑胶粒子	航耀是Covestro(科思创)代理商	QHJ24120120002/CH;QHJ2412012001/CH	2024/12/17;2024/12/17	N.D	N.D	N.D	N.D	N.D	N.D	N.D	N.D	N.D	N.D	N.D	N.D	2710	N.D	
Summary data										N.D	N.D	N.D	N.D	N.D	N.D	N.D	N.D	N.D	N.D	N.D	N.D	2710	N.D	