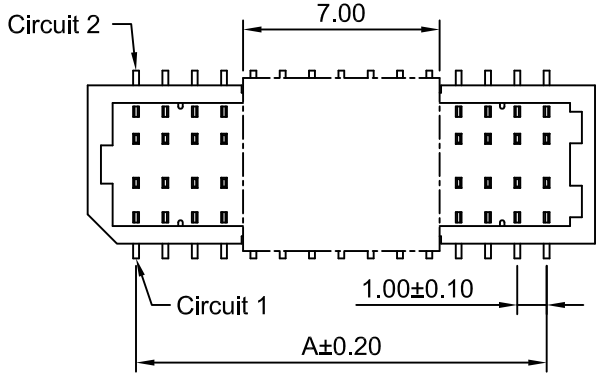

Ordering Information:

TI- A1002WV-S-F-2xXP - G**
1 2

1.Part No.
2.Finish:
G: Gold over Nickel(Au:1u")
G3: Gold over Nickel(Au:3u")
G10: Gold over Nickel(Au:10u")
G15: Gold over Nickel(Au:15u")
G30: Gold over Nickel(Au:30u")

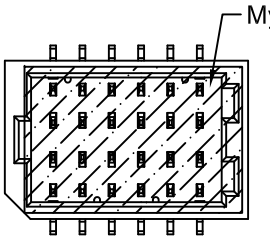

2x4P~2x7P

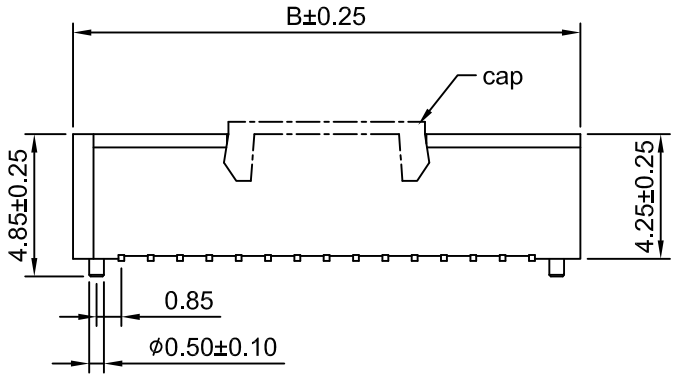

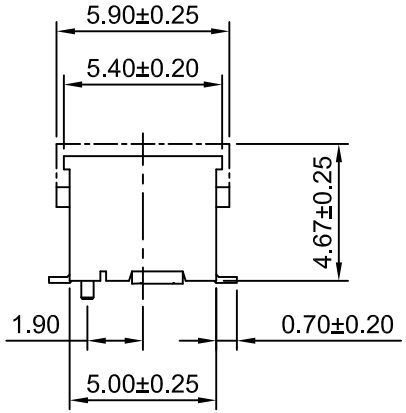

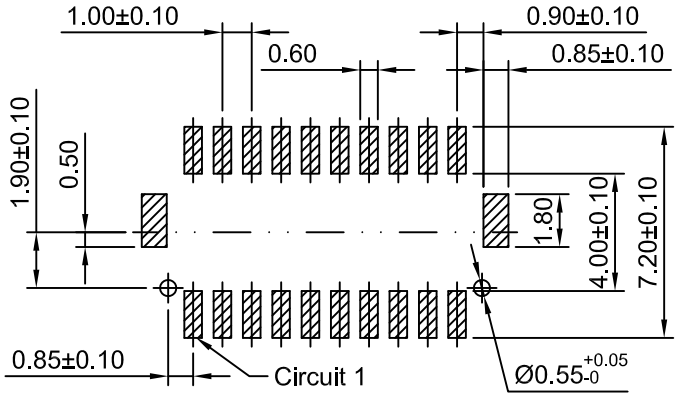

P.C.B LAYOUT (TOP VIEW)
TOLERANCE:±0.05

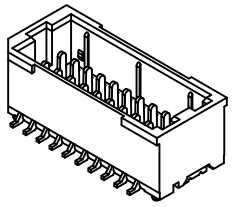

SPECIFICATIONS:
Current Rating: 1A AC,DC
Voltage Rating: 50V AC,DC
Temperature Range: -40°C ~ +105°C
Contact Resistance: 20mΩ Max.
Insulation Resistance: 100MΩ Min.
Withstanding Voltage: 500V AC/minute
Pin Material: Brass/Gold over Nickel
Material: Nylon 6T,UL94V-0(Ivory)

Ordering Information & Dimensions

NO. OF CKTS	Dimensions(mm)	
	A	B
2x4P	3.00	6.30
2x5P	4.00	7.30
2x6P	5.00	8.30
2x7P	6.00	9.30
2x8P	7.00	10.30
2x10P	9.00	12.30
2x12P	11.00	14.30
2x15P	14.00	17.30
2x20P	19.00	22.30
2x25P	24.00	27.30

REV	DESCRIPTION	DATE
A3	MODIFY DRAWING	2023.07.24
A2	CHANGE THE DRAWING	2023.01.11
A1	CHANGE THE DRAWING	2018.12.21
A0	NEW RELEASE	2005.05.10

TECHNIK INDUSTRIAL CO.LTD.

Unit	Scale	Sheet
mm	4:1	1 of 1
DRWN	CHK'D	APPR
Wenmin Luo	Dlankui Wan	Jack Yin

General Tolerances
x.x±0.25
x.xx±0.20
x.xxx±0.15
ANGLES ±1°

THIRD ANGLE PROJECTION

TITLE
1.00mm PITCH
VERTICAL DUAL ROW WAFER
- SMD TYPE

DRAWING NO.
TI-A1002WV-S-F-2xXP-Gxx

REV
A3