版本 REV.	日 期 DATE	DCN NO.	变更内容 DESCRIPTION	制图 DRAWN

成品规格图号DRAWING NO. W2411002S

No. of Contacts	DIMENSIONS A	B
2		7.5
3	5.0	10.0
4	7.5	12.5
5	10.0	15.0
6	12.5	17.5
7	15.0	20.0
8	17.5	22.5
9	20.0	25.0
10	22.5	27.5
11	25.0	30.0
12	27.5	32.5
13	30.0	35.0
14	32.5	37.5
15	35.0	40.0
16	37.5	42.5

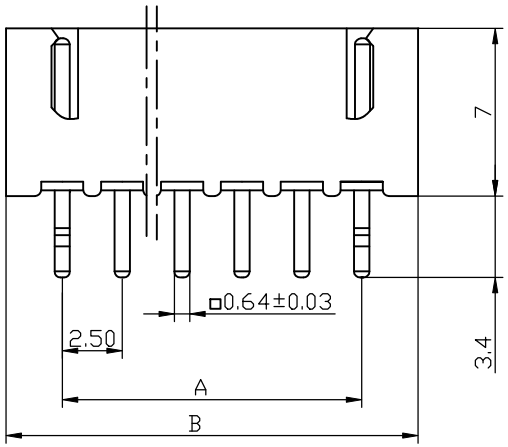

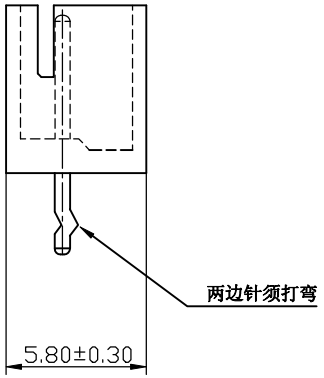

Product Code:

W2411 – XX S VA – M
① ② ③ ④

① Series NO.

② Circuits number

③ S: STRAIGHT

④ Plating Code:

Definition	Code
◎ Tin plated:	A
Prefix "V" means lead free plating	

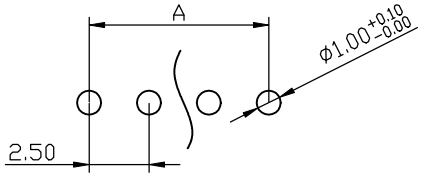

Hole Layout
(Tolerance: ±0.05)

NOTES:
1.Temperature range: −25°C ~ +85°C
2.Voltage rating: 250V,AC,DC
3.Current rating: 3A
4.Contact resistance: 10 mΩ Max
5.Insulation resistance: 1000MΩ Min
6.Withstand voltage: 1000V,AC/minute
7.Material: HOUSING PA66 , UL 94V−0. Natural
CONTACT BRASS

GENERL TOLERANCE		制 图 (DR.)		料 号 PART NO.	W2411−XXSVA−M	版 本 REV.	A
>35: ±0.65	X.°±2°	审 核 (CHK.)		品 名 TITLE	CONNECTOR	页 次 SHEET	1/1
>20~35: ±0.4	.X°±1°	核 准 (APPD.)		客户料号 CUTM.NO.			
>10~20: ±0.4	.XX°±0.5°	第1版 (OR.D.)	2025.12.02	Xya 苏州新亚电通股份有限公司			
>0~10: ±0.3	.XXX°±0.5°	单 位 UNITS	MM 比 例 SCALE 1:1	SUZHOU XINYA ELECTRIC COMMUNICATION Co., LTD.			