成品规格图号DRAWING NO. W2011020S

版本 REV.	日 期 DATE	DCN NO.	变更内容 DESCRIPTION	制图 DRAWN

No. of Contacts	DIMENSIONS A	B	C
2		6.00	4.80
3	4.00	8.00	6.80
4	6.00	10.00	8.80
5	8.00	12.00	10.80
6	10.00	14.00	12.80
7	12.00	16.00	14.80
8	14.00	18.00	16.80
9	16.00	20.00	18.80
10	18.00	22.00	20.80
11	20.00	24.00	22.80
12	22.00	26.00	24.80
13	24.00	28.00	26.80
14	26.00	30.00	28.80
15	28.00	32.00	30.80
16	30.00	34.00	32.80

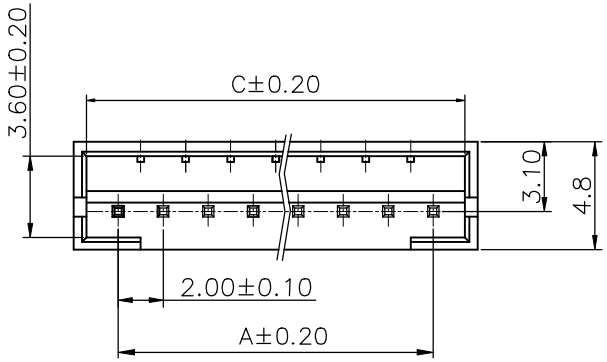

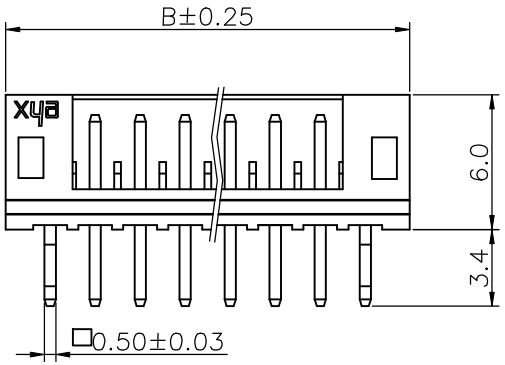

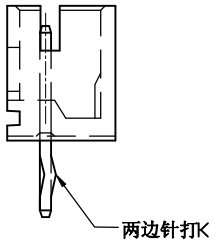

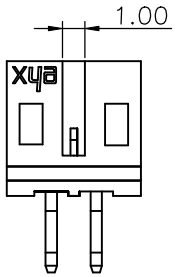

2pin

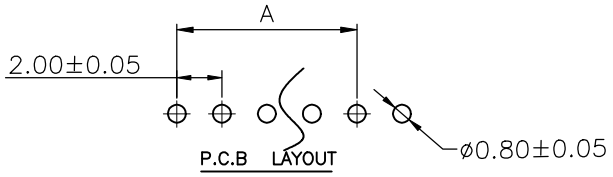

Product Code:

W2011 – XX S XX – B X
① ②③④ ⑤⑥

① Series NO.
② Circuits number
③ S: Straight
④ Plating Code:
⑤ 插板尺寸3.40
⑥ NONE: HALOGEN PART
H: HALOGEN FREE PART

Definition	Code
◎ Tin plated:	A
◎ Matte Tin plated	WA
Prefix "V""W" means lead free plating	

NOTES:

1.Temperature range: −25°C ~ +85°C
2.Voltage rating: 250V,AC,DC
3.Current rating: 2A
4.Contact resistance: 10 mΩ Max
5.Insulation resistance: 1000MΩ Min
6.Withstand voltage: 800V,AC/minute
7.Material: HOUSING PA66 , UL 94V−0.Natural
CONTACT BRASS

GENERL TOLERANCE		制 图 (DR.)		料 号 PART NO.	W2011−XXSXX−BX	版 本 REV.	A
X.±0.30	X.°±2°	审 核 (CHK.)		品 名 TITLE	P2.0 Wafer	页 次 SHEET	1/1
.X±0.25	.X°±1°	核 准 (APPD.)		客户料号 CUTM.NO.			
.XX±0.20	.XX°±0.5°	第1版 (OR.D.)	2011.09.08				
.XXX±0.15	.XXX°±0.5°	单 位 UNITS	MM 比 例 SCALE 1:1				

Xya 苏州新亚电通股份有限公司
SUZHOU XINYA ELECTRONIC COMMUNICATION Co. LTD.