DIVA Labs.

ECR (Engineering Change Request)

OK

Proposed Change：	■1. Design modification 設計修改 □2. Material change 材料變更 □3. Manufacturer change 製造商變更 □4. Factory change 工廠變更 □5. Process sequency change 工序變更 □6. Equipment / Tooling change 設備 / 模具變更 □7. Process / Method / Condition change 加工流程/方法 / 條件變更 □8.Add second source 新增替代料 □9. Others 其他：_____	**Initiator：** Owen 0511 1755
Reason for Change：	1.Customer needs 2.Make the production line assembly run smoothly	**EC No：** EC26041101
Model / Part No.：	MDRAD21ELXCD-SI_RGD	**Issue Date：** 2026/5/6 **Requester Dept.：** DV11R002
Implementation Type：	□1. Immediately Change 立即切換 ■2. Running Change 自然切換 □3. Other 其他：_____	**Customer Approval：** (confirmed by PM) □ Needed ■ Not needed

Material Change Description（Please add pages as needed if the provided space is insufficient.）
物料變更說明（如不敷使用請逕行增頁）

No.	Subassembly		Part No.	Description	Q'ty	Location	Stock	Remark
1	2AAD6800023	B	3MDLE3ME22D	MAIN BRACKET(21.5",RGD,EETI,21HG,CANVYS)	1		77	1st:3MDLE3ME22E 2nd:3MDLE3ME22D 3rd:3MDLE3ME22C
		A	3MDLE3ME22E	MAIN BRACKET(21.5",RGD,EETI,21HG,CANVYS)	1		0	
2	2AAD2850011	B	3GSM4012D15	SCREW (M4*12,TORX-PAN,NI)	7		1670	CHANGE
		A	3GSM4012D15	SCREW (M4*12,TORX-PAN,NI)	6		1670	

Comments 會簽意見

工單1007575 待BOM更新完重展.
3GSM3008E14 由PM退料 Terry 0507

R&D		Department 會簽部門								Approval
Initiator	Initiator's Direct Supervisor	DQE	PM	Sales	PE	PMC	SCM	PD	QA	R&D Director
Owen 0506 1020	Michael 0506 1055 Leslie 0506 1040	[illegible] 0506 1040	[illegible] 0506 1042	Oli 0506 1050	Han 0506 1140 [illegible] 0511 1540	Terry 0507 1200 [illegible] 0507	[illegible] 0511 [illegible] 0511	[illegible] 0506 1600 Joanne 0506 1200	[illegible] 0511 [illegible] 0511	Michael 0511 1905

DIVA Labs.

ECR (Engineering Change Request)

Material Change Description (Please add pagesor row as needed if the provided space is insufficient.)
物料變更說明（如不敷使用請逕行增頁或增列）

No.	Subassembly	Part No.		Description	Q'ty	Location	Stock	Remark
3	2AAD2850011	B						ADD
		A	3GSM3008E14	SCREW (M3*8,PAN,ZN,TORX/T10)	1		0	
4	2AAD6800021	B	2AAD6800031	PANEL SUB ASSY (MDRAD21ELXCD-SI_RGD)	1			CHANGE
		A	2AAD6800131	PANEL SUB ASSY (MDRAD21ELXCD-SI_RGD)	1			

ECR (Engineering Change Request)

Engineering Change Assessment Item List
工程變更評估項目清單

Document	Confirm	Authorized Dept.	Remark
1. Application for Revision of Specification or Drawing(s) for delivery 是否有修改交貨的規格或圖面	☐Yes ☐No need	RD	
2. Standards or Regulatories Impact 是否有評估適用之標準或主管機關之相關法規的申請	☐Yes ☑No need	DQE	無影响
3. Change point of PCB mounting PCBA插件位置是否變更	☐Yes ☐No need	RD	
4. PCBA Process Changes PCBA製程是否變更	☐Yes (Continue checking below) ☑No	PE	無影响
4-1) Change of Reflow temperature 迴焊溫度是否變更	☐Yes ☐No need		
4-2) Change of bonding temperature 膠合溫度是否變更	☐Yes ☐No need		
4-3) Change of Manual Soldering temperature 人工手焊工具之溫度是否變更	☐Yes ☐No need		
4-4) Change of storage condition after protection humidity package 防潮包裝完成後的儲存條件是否變更	☐Yes ☐No need		
5. Reliability test report (Test result and data) 是否有可靠性測試報告（測試結果及數據）	☐Yes ☑No need	DQE	无影响.
6. Process FMEA（Medical only） 是否有進行製程失效模式與效應分析	☐Yes ☑No need	PE	無影响
7. Design FMEA（Medical only） 是否有進行設計失效模式與效應分析	☐Yes ☐No need	RD	
8. Risk Management（Medical only） 是否有進行風險管理評估	☐Yes ☐No need	RD	
9. Change points due to the modification 是否此修改會延伸導致其他變更點	☐Yes ☐No need	RD	

ECR (Engineering Change Request)

Engineering Change Assessment Item List
工程變更評估項目清單

Document	Confirm	Authorized Dept.	Remark
10. Initial Supply Control implements plan or result. 是否有實施供料控制評估	☑Yes ☐No need	PMC	
10-1) Confirm the work order or order number or date for the implementation start of the engineering change. 確認工程變更開始實施之工單或訂單號碼或日期。	☑Yes ☐No need		工單100件件啟動EC變更
10-2) Coordinate the handling methods for related products and materials. 協調相關產品及材料處理方法。	☑Yes ☐No need		
10-3) Arrange the production schedule. 處理生產日程之安排。	☑Yes ☐No need		
10-4) Control the changed materials. 變更材料之管制。	☑Yes ☐No need		
10-5) Establish relevant execution control records for EC materials, register traceability data for each material. 建立有關工程變更物料之相關執行管控記錄、登錄各項物料追溯性資料。	☑Yes ☐No need		EC260411011追縱.
11. Training Requirement 若此一變更影響製程或檢驗，是否需要再做人員訓練	☐Yes ☑No need	PE	無影响
12-1. Modification contents (For example, the following documents) 是否有評估此變更之各項相關文件（如下） ☐ QC control plan ☐ Service Manual ☐ Others	☐Yes ☑No need	QA	無需要
12-2. Modification contents (For example, the following documents) 是否有評估此變更之各項相關文件（如下） ☐ SIP ☑ SOP ☐ Others	☑Yes ☐No need	PE	
12-3. Modification contents (For example, the following documents) 是否有評估此變更之各項相關文件（如下） ☑MDF ☑ DMR ☐ Approval Sheet ☐ Engineering Spec ☐ Others	☑Yes ☐No need	RD / DQE	

			數量	單位	文件	替代料	BOM內文
0	2AAD6800131	PANEL SUB ASSY (MDRAD21ELXCD-SI_RGD)					
1	2AAD6800023	MAIN BRACKET ASSY (MDRAD21ELXCD-SI_RGD)	1	PC			
1	2AAD680R027	MAIN BD SKD ASSY (MDRAD21ELXCD-SI_RGD)	1	PC			
1	2AAD262R03Q	LED DRIVER BD ASSY (LM215WF3-SLS2)	1	PC			
1	3GSD3006P15	SCREW (M3*6,PAN,W/SP-T-WSR,Ni)	12	PC	G0019		MB*3,VESA/MAIN BKT*7,LED DRIVER BD*2
1	3GSM3003B11	SCREW (M3*3,BIND,BLACK)	4	PC	G0004		SUPPORT/PANEL*4
1	3GSM3004X15	SCREW (M3*4,FLAT 120°,Ni)	19	PC	G0003		IO/MAIN BKT*8,VESA/IO BKT*5,SUPPORT/MAIN BKT*4/DP*1/HDMI*1
1	3GSM4006I15	SCREW (M4*6,I,Ni)	6	PC	G0014		REAR COVER/MAIN BKT*6
1	3KH00009717	H WIRE*6 (CI1406S000A&1252HNO-6P,600mm)	1	PC	K0100		Panel BK TO LED DRIVER BD
1	3KH00026804	H WIRE*6 (PH6P&PH8P,180mm)	1	PC	K0292		LED DRIVER BD TO M/B
1	3KH00086200	LVDS (DF13-40DS&FIX30H,CORE*1,350mm,WD)	1	PC	K0904		PANEL TO M/B
1	3MD182RB010	RUBBER FOOT (L10.5*W10.5*H7.0)	4	PC	M1804		PANEL*4
1	3MDL19RB070	RUBBER FOOT (SF-101050,L10*W10*t5)	5	PC	M1782		MAIN BD*1,PANEL*4
1	3MDLE3ME020	VESA BRACKET (21.5"/18.5")	1	PC	M1672		MAIN BKT
ADD 1	3MDLE3ME580	I/O BKT(21.5",RGD,DC12V,M4 BOLT,CANVYS)	1	PC			I/O BKT
ADD 1	3GWL4050C15	GEAR WASHER (M4)	1	PC	G0054		
ADD 1	3GWF4010F15	WASHER (D10*d4.2*t1,Ni)	1	PC	G0038		
ADD 1	3GNH4030A15	NUT (M4,t3,Ni)	1	PC	G0039		
1	3MDLE3ME55A	SUPPORT BRACKET(CANVYS,21.5,SLS2,21HG,L)	1	PC	M3434	3MDLE3ME550	
1	3MDLE3ME56A	SUPPORT BRACKET(CANVYS,21.5,SLS2,21HG,R)	1	PC	M3434	3MDLE3ME560	
1	3MDLE3TH050	SPACER (SRS-32P,490*3*t2, 21.5")	2	PC	M1695		LCD PANEL
1	3MDLE3TH060	SPACER (SRS-32P,276*3*t2, 21.5")	2	PC	M1696		LCD PANEL
1	3TFTLCD21HG	PANEL (LM215WF3-SLS2,LG 21.5")	1	PC	T0192	3TFTLCD21HH	PANEL

From: Morris_Pan <morris_pan@diva.com.tw>
Sent: Tuesday, April 14, 2026 5:20 PM
To: Nick_Lin 林益銓 <nick_lin@diva.com.tw>; owen_chiang 江佳霖 <owen_chiang@diva.com.tw>; Kevin_Peng 彭閎熙 <kevin_peng@diva.com.tw>
Cc: Ryan_Wang 王志維 <ryan_wang@diva.com.tw>; Michael_Young 楊建勛 <michael_young@diva.com.tw>; 'lasliechen' <lasliechen@diva.com.tw>; 'Dennis' <dennis_liu@diva.com.tw>; 'Mary_Wang' <mary_wang@diva.com.tw>; 'Lily_Chiu' <lily_chiu@diva.com.tw>
Subject: FW: Sirona_RGD AC+DC_not possible to mount the HDMI holder

Dear All,

客戶要求
1A2G21235200100
接地螺絲進行變更

此變更來自於終端客戶要求 (DIVA在 變更RGD版本送樣到客戶簽回都是星型螺絲),請大家協助配合

	Before	After
		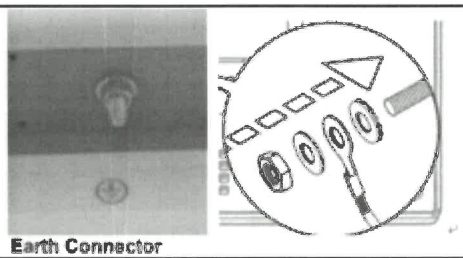

Pan Head screw with hexalobular head ISO 14583, steel 8.8, zinc-plated, blue passivated (A2K)

Increase in assembly productivity

When elements are joined using hexalobular (TX) fasteners, the force is transmitted over a large surface area across the flanks of the drive rather than being centred on one point, as is the case with hexagon socket drives, for example. This has a number of advantages:

- Reduced tool wear
- Tool does not slip because force is distributed optimally
- No damage to surface coating
- No wobbling
- Screw locates securely



3GTSM3008E14

Hexalobular drives must comply with DIN EN ISO 10664

- As a result, connection elements with hexalobular heads are standardised and can be used all over the world

Standards	ISO 14583
Material	Steel
Property class	8.8
Surface	Zinc plated
RoHS-compliant	Yes

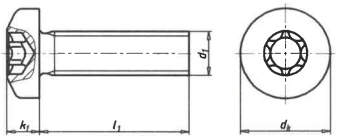

Thread type x nominal diameter (d_1)	Length (l_1)	Head diameter (d_k)	Head height (k_1)	Internal drive	Art. no.	P. Qty.
M2	4 mm	4 mm	1.6 mm	TX6	**4004 12 4**	1000
M2	5 mm	4 mm	1.6 mm	TX6	**4004 12 5**	2000
M2	6 mm	4 mm	1.6 mm	TX6	**4004 12 6**	1000
M2	8 mm	4 mm	1.6 mm	TX6	**4004 12 8**	1000
M2	10 mm	4 mm	1.6 mm	TX6	**4004 12 10**	1000
M2	12 mm	4 mm	1.6 mm	TX6	**4004 12 12**	1000
M2	14 mm	4 mm	1.6 mm	TX6	**4004 12 14**	1
M2	16 mm	4 mm	1.6 mm	TX6	**4004 12 16**	500
M2.5	4 mm	5 mm	2.1 mm	TX8	**4004 125 4**	1000
M2.5	5 mm	5 mm	2.1 mm	TX8	**4004 125 5**	500
M2.5	6 mm	5 mm	2.1 mm	TX8	**4004 125 6**	1000
M2.5	8 mm	5 mm	2.1 mm	TX8	**4004 125 8**	1000
M2.5	10 mm	5 mm	2.1 mm	TX8	**4004 125 10**	1000
M2.5	12 mm	5 mm	2.1 mm	TX8	**4004 125 12**	1000
M2.5	14 mm	5 mm	2.1 mm	TX8	**4004 125 14**	5000
M2.5	20 mm	5 mm	2.1 mm	TX8	**4004 125 20**	2000
M3	4 mm	5.6 mm	2.4 mm	TX10	**4004 13 4**	500/2000

CL01_3511020126, Rev: 0.354, State: 06. 03. 2026

Thread type x nominal diameter (d_1)	Length (l_1)	Head diameter (d_k)	Head height (k_1)	Internal drive	Art. no.	P. Qty.
M3	5 mm	5.6 mm	2.4 mm	TX10	**4004 13 5**	500/2000
M3	6 mm	5.6 mm	2.4 mm	TX10	**4004 13 6**	500/5000
M3	8 mm	5.6 mm	2.4 mm	TX10	**4004 13 8**	500/2000
M3	10 mm	5.6 mm	2.4 mm	TX10	**4004 13 10**	500/3000
M3	12 mm	5.6 mm	2.4 mm	TX10	**4004 13 12**	1000
M3	16 mm	5.6 mm	2.4 mm	TX10	**4004 13 16**	2000
M3	18 mm	5.6 mm	2.4 mm	TX10	**4004 13 18**	1000
M3	20 mm	5.6 mm	2.4 mm	TX10	**4004 13 20**	1000
M3	25 mm	5.6 mm	2.4 mm	TX10	**4004 13 25**	1000
M3	30 mm	5.6 mm	2.4 mm	TX10	**4004 13 30**	2000
M3	45 mm	5.6 mm	2.4 mm	TX10	**4004 13 45**	500
M3	50 mm	5.6 mm	2.4 mm	TX10	**4004 13 50**	1000
M3	60 mm	5.6 mm	2.4 mm	TX10	**4004 13 60**	1000
M4	4 mm	8 mm	3.1 mm	TX20	**4004 14 4**	500
M4	5 mm	8 mm	3.1 mm	TX20	**4004 14 5**	500
M4	6 mm	8 mm	3.1 mm	TX20	**4004 14 6**	500/1000
M4	8 mm	8 mm	3.1 mm	TX20	**4004 14 8**	500/1000
M4	10 mm	8 mm	3.1 mm	TX20	**4004 14 10**	500/1000
M4	12 mm	8 mm	3.1 mm	TX20	**4004 14 12**	500/1000
M4	14 mm	8 mm	3.1 mm	TX20	**4004 14 14**	1000
M4	16 mm	8 mm	3.1 mm	TX20	**4004 14 16**	500/1000
M4	18 mm	8 mm	3.1 mm	TX20	**4004 14 18**	1000
M4	20 mm	8 mm	3.1 mm	TX20	**4004 14 20**	500
M4	25 mm	8 mm	3.1 mm	TX20	**4004 14 25**	500
M4	30 mm	8 mm	3.1 mm	TX20	**4004 14 30**	500
M4	35 mm	8 mm	3.1 mm	TX20	**4004 14 35**	500
M4	40 mm	8 mm	3.1 mm	TX20	**4004 14 40**	500
M4	50 mm	8 mm	3.1 mm	TX20	**4004 14 50**	2000
M4	55 mm	8 mm	3.1 mm	TX20	**4004 14 55**	500
M5	6 mm	9.5 mm	3.7 mm	TX25	**4004 15 6**	1000
M5	8 mm	9.5 mm	3.7 mm	TX25	**4004 15 8**	250/1000
M5	10 mm	9.5 mm	3.7 mm	TX25	**4004 15 10**	250/2000
M5	12 mm	9.5 mm	3.7 mm	TX25	**4004 15 12**	250/1000
M5	14 mm	9.5 mm	3.7 mm	TX25	**4004 15 14**	500
M5	16 mm	9.5 mm	3.7 mm	TX25	**4004 15 16**	250/1000
M5	20 mm	9.5 mm	3.7 mm	TX25	**4004 15 20**	250/500
M5	25 mm	9.5 mm	3.7 mm	TX25	**4004 15 25**	100/500
M5	30 mm	9.5 mm	3.7 mm	TX25	**4004 15 30**	100/500
M5	35 mm	9.5 mm	3.7 mm	TX25	**4004 15 35**	100/200
M5	40 mm	9.5 mm	3.7 mm	TX25	**4004 15 40**	100/200
M5	45 mm	9.5 mm	3.7 mm	TX25	**4004 15 45**	500
M5	50 mm	9.5 mm	3.7 mm	TX25	**4004 15 50**	100
M5	55 mm	9.5 mm	3.7 mm	TX25	**4004 15 55**	500
M5	65 mm	9.5 mm	3.7 mm	TX25	**4004 15 65**	100
M6	8 mm	12 mm	4.6 mm	TX30	**4004 16 8**	1000
M6	10 mm	12 mm	4.6 mm	TX30	**4004 16 10**	250/1000
M6	12 mm	12 mm	4.6 mm	TX30	**4004 16 12**	250/1000
M6	16 mm	12 mm	4.6 mm	TX30	**4004 16 16**	250/500
M6	18 mm	12 mm	4.6 mm	TX30	**4004 16 18**	500
M6	20 mm	12 mm	4.6 mm	TX30	**4004 16 20**	250/500
M6	25 mm	12 mm	4.6 mm	TX30	**4004 16 25**	100/500
M6	30 mm	12 mm	4.6 mm	TX30	**4004 16 30**	100/500
M6	35 mm	12 mm	4.6 mm	TX30	**4004 16 35**	100/200

CL01_3511020126, Rev: 0.354, State: 06. 03. 2026

REV.	DATE	DESCRIPTION	BY	ARRD
A	2018.08.02	Add K1~K3 Boss & 長方孔 (A)	Joe	
B	2021.09.28	ø3.2孔改成橢圓孔 ø3.2x4.7 *4 (B)	Joe	
C	2025.09.17	新增兩個Speaker Hole &ø3.2圓孔改成橢圓孔 ø3.2x4.2*2 (C)	Owen	Laslie
D	2026.02.25	新增五個攻牙孔 & ø3.2圓孔改成橢圓孔ø3.2x4.2*1 (D)	Owen	Laslie
E	2026.04.23	ø3.2x4.2*1 橢圓孔改ø3.2x6.2*1 橢圓孔 ø3.2x4.7*1 橢圓孔改ø3.2x6.7*1 橢圓孔 (E)	Owen	Laslie

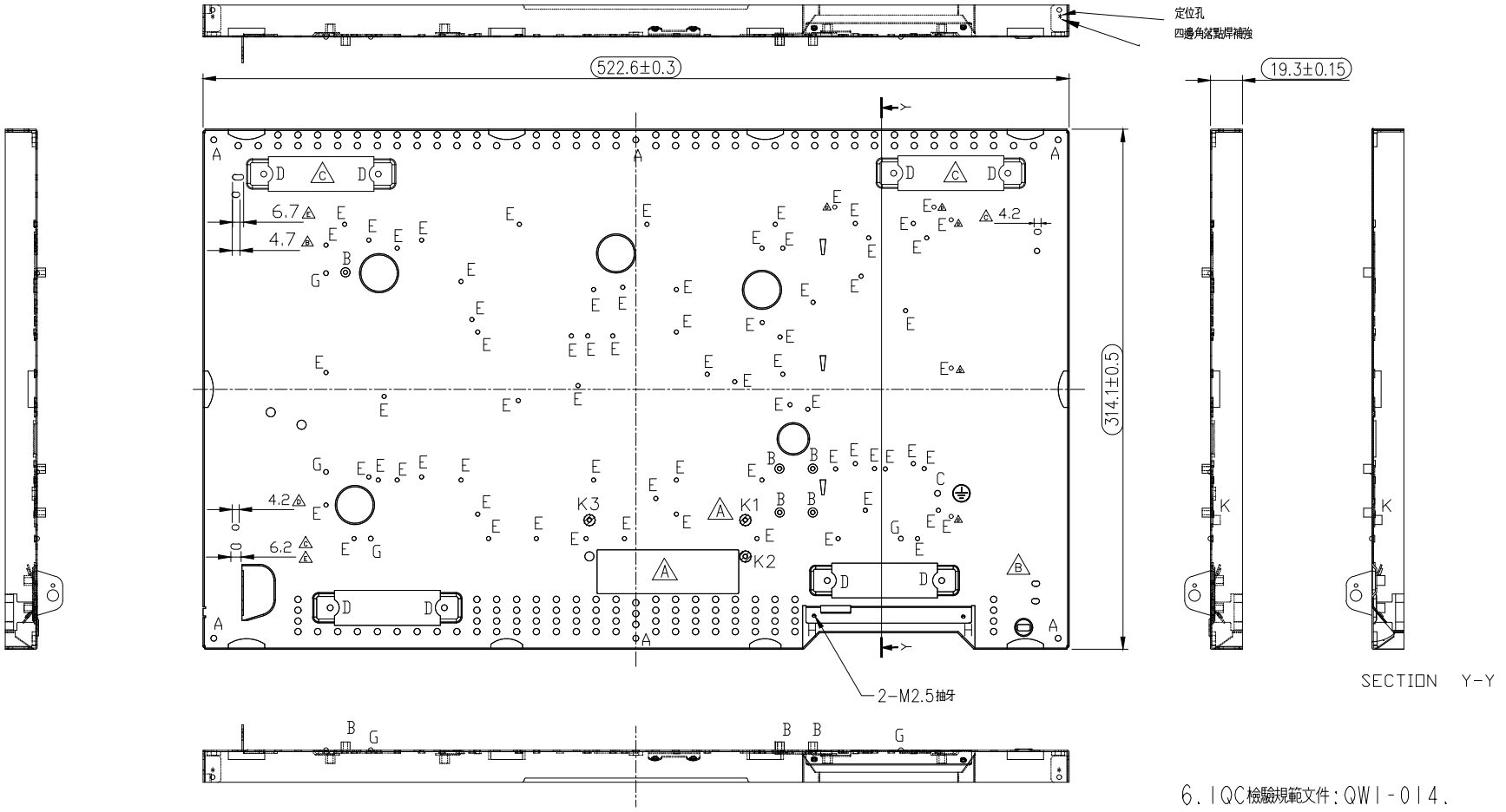

9. M3 Burry Hole,Torque> 6 Kgf/cm .
8. M3 Stand Off & NUT,Pull Strength >20Kgf,Torque> 6 Kgf/cm .
7. Boss"K" M3*H6.0(透孔) (注意方向性)
6. "H"M2.5抽牙
5. "E"M3抽牙
4. Boss "D" M4*H5.8(透牙)
3. "C" M4 NUT
2. Boss"B" M3*H5.8 (透牙)

NOTE:1. Boss"A" M4 NUT← (勿用六角頭)

6. IQC檢驗規範文件:QWI-014.
5. 毛邊向內.
4. 平整度公差 :±0.5(中央)
3. 油污須去除.
2. 尺寸檢驗及毛邊,變形,參照承認樣品.

NOTE: 1. 毛邊須小於0.03MM,以不傷手為原則.

RANGE OF DIMENSION	TOLERANCE CLASS DESIGNATION		
	V		
	f	m	c
UP TO 30	±0.10	±0.20	±0.50
ABOVE 30-120	±0.15	±0.30	±0.80
ABOVE 120-315	±0.20	±0.50	±1.20
ABOVE 315-1000	±0.30	±0.80	±2.00
ANGLE ±1° (±1.75/100)			

THIRD ANGLE PROJECTION	UNITS : mm	SCALE : 1 / 1	SHEET : 1 / 1	MODEL NO.: 21.5"
	MATERIAL :SECC 0.81t		TREATMENT : SEE NOTE	
DSGD by JoeHuang	2018/8/02	PART NAME: MAIN BRACKET		
APPD by Laslie	2026/4/23	PART NO.: 3MDLE3ME22E		VER. E
APPD No. :	FILE NAME : 3MDLE3ME22E	DMA Laboratories ,Ltd.		

REV.	DATE	DESCRIPTION	BY	APVD
A	2026/4/15	PRODUCTION RELEASE	Owen	Laslie

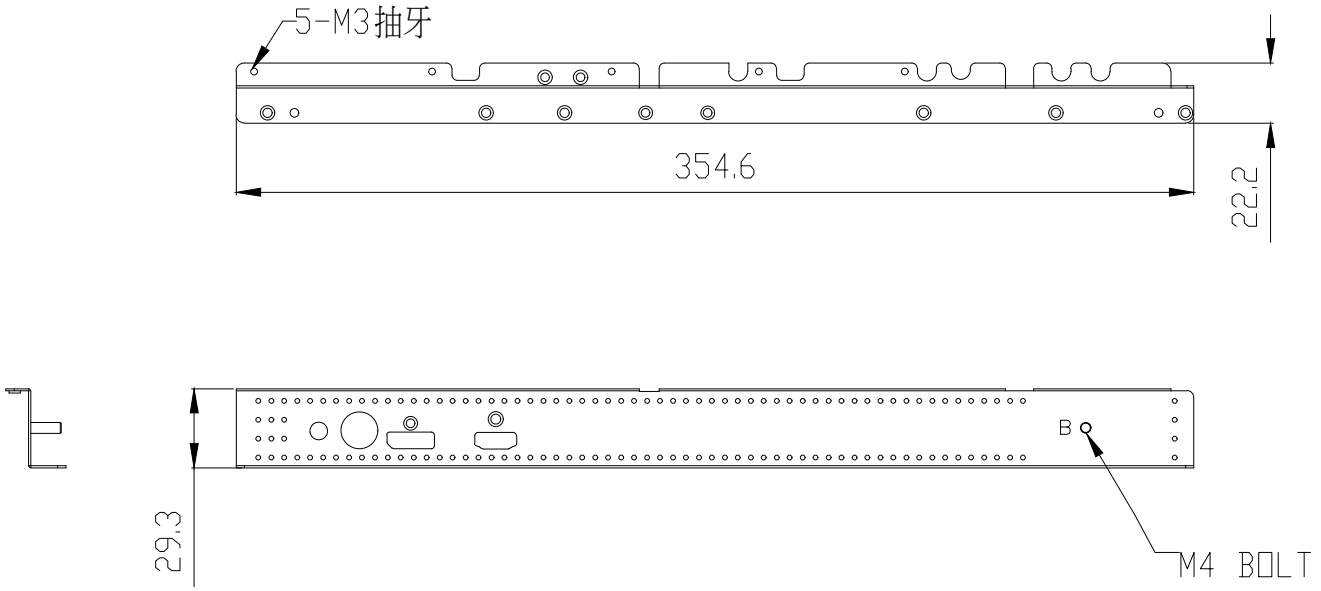

5.BOSS "B" M4*12H STUD*1 PLACE(THREAD Ext.)
4.DIVA QC INSPECTION DOCUMENT NO.:QWI-014
3.FLATNESS TOLERANCE:± 0.5MM
2.DIMENSIONS AND BURRS TO BE VERIFIED AGAINST THE APPROVED SAMPLE.
1.BURRS TO BE INWARD,MAX HEIGHT 0.03MM, NO SHARP EDGES ALLOWED.

RANGE OF DIMENSION	TOLERANCE CLASS DESIGNATION		
		V	
	fine	medium	coarse
UP TO 3	±0.05	±0.1	±0.2
OVER 3~6	±0.05	±0.1	±0.3
OVER 6~30	±0.1	±0.2	±0.5
OVER 30~120	±0.15	±0.3	±0.8
OVER 120~400	±0.2	±0.5	±1.2
OVER 400~1000	±0.3	±0.8	±2.0
OVER 1000~2000	±0.5	±1.2	±3.0
OVER 2000~4000	-	±2.0	±5.0
ANGLE ±1° (±1.75/100)			

THIRD ANGLE PROJECTION

UNITS: mm	SCALE: 1/1	SHEET: 1 OF 1	MODEL NO.: 21.5"/18.5"
MATERIAL: SECC 0.81T	TREATMENT:		
DSGD by Owen	Apr-15-26	PART NAME:	I/O BRACKET(21.5",RGD,DC12V,M4 BOLT,CANVYS)
CHK by		DIVA P/N:	3MDLE3ME580
APVD Laslie	Apr-15-26	Qisda NO.:	
APVD by APVD NO.:	3D FILE NAME: 215-CANVYS-10-BKT-RGD-DC12-IN	DIVA Laboratories ,Ltd.	

設計變更審查會議記錄

時間	20260424	地點	800	主席	Owen
參與人員	Morris、Hsuan、Kevin、Rongchi				

討論與決議事項：

設計變更原因 : 1.Customer needs

2.Make the production line assembly run smoothly

設計變更描述: Update BOM

導入時程 : Urgent.

客戶審查 : No needed

一. 研發課評估 :

單位	審查內容	附加文件
EE :	經評估變更與軟體設計無關, 不會造成軟體安全性影響	無
FW :	經評估變更與軟體設計無關, 不會造成軟體安全性影響	無
ME :	經評估變更與機構設計有關, 造成機構組裝正確性影響	有
SW :	經評估變更與軟體設計無關, 不會造成軟體安全性影響	無
DQE :	經評估變更與軟體設計無關, 不會造成軟體安全性影響	無

二. 結論 :

1.開發單位各部門評估後,此設計變更不會對產品預期用途造成影響,

功能	設計變更內容無關功能影響
性能	設計變更內容, 無關產品性能影響
可用性	無影響, 沒有使用上的風險
安全性	組裝方式沒有改變, 沒有安全性風險,
法規	經審查, 沒有影響法規內容

2.發行 ECR

人員簽到：